



Product Review

Neuberger Berman Strategic Income Fund – W Class

ISSUE DATE 21-10-2020

About this Review

ASSET CLASS REVIEWED	FIXED INTEREST
SECTOR REVIEWED	ALTERNATIVE INCOME HIGH
TOTAL FUNDS RATED	18

About this Fund

ASIC RG240 CLASSIFIED	NO
FUND REVIEWED	NEUBERGER BERMAN STRATEGIC INCOME FUND – W CLASS
APIR CODE	ETL1411AU
PDS OBJECTIVE	MAXIMISE TOTAL RETURN FROM HIGH CURRENT INCOME AND LONG-TERM CAPITAL APPRECIATION
INTERNAL OBJECTIVE	4-7% P.A. (GROSS FEES) OVER THREE TO FIVE YEAR PERIODS
STATED RISK OBJECTIVE	STANDARD DEVIATION OF 3-5% P.A.
DISTRIBUTION FREQUENCY	MONTHLY
FUND SIZE	\$7.5M (AUGUST 2020)
FUND INCEPTION	01-07-2019
MANAGEMENT COSTS	0.75% P.A.
RESPONSIBLE ENTITY	EQUITY TRUSTEES LIMITED

About the Fund Manager

FUND MANAGER	NEUBERGER BERMAN AUSTRALIA PTY LTD
OWNERSHIP	100% NEUBERGER BERMAN GROUP LLC
ASSETS MANAGED IN THIS SECTOR	US\$357BN (30 JUNE 2020)
YEARS MANAGING THIS ASSET CLASS	17

Investment Team

PORTFOLIO MANAGER	ASHOK BHATIA (LEAD), BRAD TANK & JON JONSSON
INVESTMENT TEAM SIZE	181
INVESTMENT TEAM TURNOVER	LOW
STRUCTURE / LOCATION	FUNCTIONAL / MULTIPLE GLOBAL OFFICES

Investment process

BENCHMARK	BLOOMBERG BARCLAYS US AGGREGATE INDEX (AUD HEDGED)
DURATION RISK LIMIT	2 – 8 YEARS (SOFT)
MAXIMUM SUB-INVESTMENT GRADE	75% (SOFT, LOOK-THROUGH BASIS)
MINIMUM CREDIT QUALITY AT PURCHASE	SUB-INVESTMENT GRADE / UNRATED
GEARING / ECONOMIC LEVERAGE	PERMITTED VIA DERIVATIVES
CURRENCY EXPOSURE	FULLY HEDGED (WITHIN UNDERLYING VEHICLE)

Fund rating history

OCTOBER 2020	INVESTMENT GRADE
DECEMBER 2019	INVESTMENT GRADE

What this Rating means

The 'Investment Grade' rating indicates that Lonsec has conviction the financial product can generate risk adjusted returns in line with relevant objectives. However, if applicable, Lonsec believes the financial product has fewer competitive advantages than its peers.

Strengths

- Highly experienced senior portfolio management team;
- Significant firm-wide resources dedicated to fixed income investing;
- Explicit consideration of 'tail risk' events.

Weaknesses

- Notable turnover in the leadership of the credit portfolio management teams;
- Highly unconstrained mandate with largely indifferent performance outcomes (based on UCITS).

Fund Risk Characteristics

	LOW	MODERATE	HIGH
BUSINESS SUSTAINABILITY RISK		●	
CAPITAL VOLATILITY		●	
CREDIT RISK			●
INTEREST RATE RISK		●	
FOREIGN CURRENCY EXPOSURE		●	
LEVERAGE RISK	●		
SECURITY LIQUIDITY RISK		●	
SECURITY CONCENTRATION RISK	●		
REDEMPTION RISK		●	

Risk categories are based on Lonsec's qualitative opinion of the risks inherent in the financial product's asset class and the risks relative to other financial products in the relevant Lonsec sector universe.

BIometrics

Aggregated risks

	1	2	3	4	5	6	7
STD RISK MEASURE						●	

A Standard Risk Measure score of 6 equates to a Risk Label of 'High' and an estimated number of negative annual returns over any 20 year period of 4 to less than 6. This is a measure of expected frequency (not magnitude) of capital losses, calculated in accordance with ASFA/FSC guidelines.

	LOW	MODERATE	HIGH
RISK TO INCOME			●

Features and benefits

	LOW	MODERATE	HIGH
COMPLEXITY			●
ESG			●

We strongly recommend that potential investors read the product disclosure statement Lonsec Research Pty Ltd ABN 11 151 658 561 • AFSL No. 421 445 • This information must be read in conjunction with the warning, disclaimer, and disclosure at the end of this document. This report supersedes all prior reports.

ANALYST: AMY HO | APPROVED BY: LIBBY NEWMAN

Neuberger Berman Strategic Income Fund – W Class

ISSUE DATE 21-10-2020

Fee profile

	LOW	MODERATE	HIGH
FEES VS. UNIVERSE			●
FEES VS. ASSET CLASS			●
FEES VS. SUB-SECTOR			●

Fee BIometrics are a function of expected total fee as a percentage of expected total return.

What is this Fund?

- The Neuberger Berman Strategic Income Fund – W Class (the Fund) is an actively managed, multi-sector fixed income product. The Fund is permitted to invest across a wide range of fixed income sectors and is expected to maintain a pronounced bias to US debt markets while also seeking non-US investments. This is a total return strategy with an internal objective of 4-7% p.a. (gross of fees) and expected standard deviation of 3-5% p.a. The Fund seeks to pay monthly distributions.
- The investment constraints are significantly broad to maximise flexibility. Duration is expected to range between 2 – 8 years (guideline only) with sub-investment grade limited to 75% (up to 40% in normal circumstances). Exposures are expected to be mainly through cash-instruments, the use derivatives is permitted for both alpha generation and risk-management.
- The Fund is managed with a ‘value’ philosophy and investors should expect the Fund to exhibit counter-cyclical positioning as a result of the investment process (i.e. increasing defensiveness into market stability and incremental risk addition into market volatility).
- The investment process is based on discretionary fundamental research and driven by bottom-up views on securities. This incorporates the generation of internal credit ratings and ESG insights. Portfolio construction is dual layered with multi-sector allocation specialists and sector investors involved. The multi-sector portfolio management team has responsibility for the Fund, including setting the aggregate positioning of the strategy. The security selection and portfolio construction for the individual sectors themselves has been delegated to internal portfolio management specialists. Sector allocation and security selection are each both expected to contribute 40% to the returns.
- The Fund gains its exposure through investing in a zero-fee AUD share class of a UCITS vehicle managed by a group entity. The underlying exposure is fully currency hedged with the overlays undertaken within the UCITS structure.
- As per the Fund’s PDS dated 4 September 2019, the ongoing annual fees and cost to investors in the Fund includes (a) management fees and costs of 0.75% p.a., which comprises a 0.75% p.a. management fee, and (b) total transaction costs have been estimated at 0.32% for the first financial year. Transaction costs include explicit (e.g. brokerage, stamp duty, clearing) and implicit costs (buy/sell spreads in fixed income) of buying and selling underlying assets (like shares or fixed income) and the cost of hedging/protection strategies are incurred in managing the Fund. These costs are not paid to the Manager. Some transaction costs may be incurred due to investor activity (e.g.

buying securities when new application money flows into the Fund and selling securities to meet Fund redemptions), and these may be recouped via Fund buy/sell spread (an investor activity fee). As at the time of this review, Fund buy/sell spreads were 0.10%/0.10%, but as these can change frequently depending on market conditions, please refer to Manager for latest information.

Using this Fund

This is General Advice only and should be read in conjunction with the Disclaimer, Disclosure and Warning on the final page.

- Products in the ‘Alternative Income High’ sector are expected to exhibit and maintain exposures to securities that are either specialised (e.g. emerging market debt) and/or have a higher degree of credit risk. Lonsec suggests that the Fund should only be considered for those clients that are (a) seeking yields greater than those available from cash or cash-like instruments (e.g. bank bills) and, more importantly, (b) those prepared to accept moderate to high volatility in the unit price.
- The Fund is designed for investors with higher risk tolerances and who want to earn consistent income returns over the long term by investing in global fixed income securities.
- This is considered to be a ‘total return’ offering with deliberately broad investment guidelines which include a maximum of up to 75% to sub-investment grade credit (inc. EMD), MBS (up to 100%) and ABS (up to 50%) are typically liquid although this has been challenged in periods of stress, particularly during the financial crisis of 2008.
- The Fund predominantly invests in assets that are denominated in non-A\$ currencies. A rise in the relative value of the A\$ vis-à-vis the currencies in which the assets are denominated will negatively impact the market value of the assets (and vice versa) from an Australian investor perspective. The Fund is managed on a fully currency hedged basis.

Suggested Lonsec risk profile suitability

SECURE	DEFENSIVE	CONSERVATIVE	BALANCED	GROWTH	HIGH GROWTH
			●	●	

For guidance on appropriate asset allocations and risk profiles, refer to the latest Lonsec Strategic Asset Allocation Review and Risk Profile Definitions on our website.

Changes Since Previous Lonsec Review

- Opened a distribution office in Sydney.

ANALYST: AMY HO | APPROVED BY: LIBBY NEWMAN

Lonsec Opinion of this Fund

People and resources

- Neuberger Berman (NB) is a substantial organisation with a significant depth of resources. Notably, the firm has been present in Australia since 2007 albeit having been institutionally focused until the launch of a listed debt trust in 2018 (ASX: NBI). The fixed income capability is considered by Lonsec to be well resourced with over 170 investment professionals contributing to the management of a broad set of fixed income strategies. Additionally, the sector and functional organisation of the team are viewed positively.
- Brad Tank leads the fixed income franchise as CIO and boasts a significant degree of experience in fixed income markets and tenure with the firm. While his responsibilities include a notable degree of business management, there is also contribution to the core investment function. Tank is listed as a portfolio manager for the Fund and although Lonsec sees this as more of a support role, his contribution is nevertheless beneficial.
- Ashok Bhatia, Deputy CIO (Fixed Income), who joined the firm in 2017 is likewise deeply experienced and has day-to-day responsibility for the Fund as its lead manager. Bhatia has gained experience in traditional asset management and with hedge funds.
- Tank and Bhatia, based in Chicago, are joined by Jon Jonsson as the key decision makers for the Fund. Jonsson, with 25 years' experience has a speciality in multi-sector fixed income, and also separately contributes to credit portfolio management. Prior to starting at the firm in 2013, he had served as Head of Global Aggregate at JP Morgan. Lonsec has met with all three key portfolio managers; their deep and complementary experience is viewed as a strength of the strategy.
- The Fund's portfolio management team includes a further three members to provide input into the formation of the investment strategy. These individuals include Thanos Bardas and Dave Brown (the co-Heads of Investment Grade Credit portfolio management), and Adam Grotzinger (multi-sector portfolio manager) who offer additional specialist support and insight into a sector in which the Fund is always expected to maintain a material exposure. Lonsec has met with Grotzinger who has main client facing duties for the Fund in the Australian market.
- The broader investment team is organised into asset class specialties with professionals having dedicated functions (i.e. portfolio management, research and trading). Moreover, research and portfolio management have their own leadership structures. The umbrella asset class segments are logical (i.e. multi-sector, investment grade credit, non-investment grade credit, emerging markets debt, municipals and alternatives). In contrast to peers, however, developed sovereign and rates capabilities are housed within investment grade credit. Lonsec appreciates that while there may be individuals with these responsibilities, this important category could be better supported through its own distinct delineation.
- The leadership of both credit streams (investment grade and non-investment grade) has experienced

notable change in recent years. Lonsec considers that NB has the depth of experienced resources to navigate these changes, although periods of generational change can be testing times for investment teams and this is an area where Lonsec will continue to focus.

- Key person risk is viewed as moderate by Lonsec. This risk is mitigated somewhat by the deep bench of resources available within NB as noted above, in addition to the remuneration structure discussed below.
- Lonsec considers the investment team's alignment of interest with end investors to be moderate-to-high. The variable remuneration is based on a number of factors, including the aggregate investment performance of all strategies managed by the individual, and overall contribution to the success of NB. Additionally, senior investment individuals have access to an equity acquisition program. A percentage of an individual's total compensation may also be contingent and tied to the performance investment strategies specific to them. The Manager also encourages the investment team to co-invest in their strategies, which Lonsec considers increase alignment with end investors.

Research and portfolio construction

- Lonsec considers the Fund to be managed with a structured and disciplined investment process that is based on a relatable 'value' philosophy guiding security selection and overall positioning. The Fund is total return in nature, and is reasonably unconstrained. However, it is anchored to a US-centric index when it comes to overall portfolio characteristics such as volatility, average quality and liquidity. Sector positioning represents a mix of top-down and bottom-up views, and is the responsibility of the multi-sector portfolio managers. Security selection is delegated to the sector specialists.
- Forward-looking, bottom-up generated views from asset class specialists are systematically captured in a quantitative asset allocation model and used as a reference point for overall positioning discussions. Importantly, these views encompass a range of scenarios with attached probably expectations. NB's asset allocation model is founded on the well-known Black-Litterman methodology which blends forward-looking views (e.g. expected returns) and historical experience (e.g. volatility). There is also explicit consideration of potential tail risks which Lonsec views positively, including 'value at risk' perspective of risk management.
- This approach is seen as a powerful way to efficiently model and test a range of scenarios and supplements the weekly multi-sector meetings at the firm. Decision-making around aggregate positioning and the best way to express a thematic view is discretionary, resting with the multi-sector portfolio management team.
- Security selection is the responsibility of the respective sector specialists, albeit at the oversight and direction of the multi-sector portfolio management team. Exposures to the various sectors will cover a spectrum of bespoke thematic views implemented by the specialists or general asset class

exposures. The relative mix is influenced by markets and views on alpha potential.

- Typically, greater emphasis on the composition of a sector construction itself by multi-sector portfolio managers occurs when return expectations may be lower than usual (e.g. following widespread compression of credit spreads). Lonsec believes this interactive approach to be a positive feature of the strategy, fostering greater ownership and control of the portfolio by the multi-sector portfolio managers, engaging the sector specialists and leading to tailored positioning.
- Credit research is an important aspect of the investment process which Lonsec considers to be comparable to large peers. Analysts undertake traditional fundamental bottom-up analysis involving the review of financial information and meeting with corporate management. Top-down insights are also used to narrow the breadth of the opportunities. There is a structured approach to the research which is viewed positively for consistency, and committee-based name reviews and 'buy list' approvals.
- Portfolio construction at the multi-sector level is collegiate with Tank (multi-asset views), Bhatia (asset allocation and macro) and Jonsson (ex-US views) setting the Fund's risk appetite and asset allocation. Lonsec sees this as being consistent with NB's investment culture which has a pronounced team emphasis. Bhatia, as lead portfolio manager, has final say. The typical horizon is understood to be between six and 12 months.
- The Fund is expected to maintain a persistently significant investment in USD assets (at least c. 66%), with the US seen as the largest and deepest debt market. Lonsec considers this to be reasonable and pragmatic. Duration is anticipated to be range bound between two and eight years (with the comparable strategy having been as low as 2.88 years in late-2013 and high as 5.63 years in mid-2017, with a trending pattern being evident). The current position is shorter than the benchmark at 3.90 years vs. 6.30 years.

ESG integration

- The Manager has articulated a commitment to the integration of ESG within their investment process with evidence of a policy framework and public positioning. The ESG policy is freely available on the firm's website. Overall, Lonsec views the strength of this commitment to be in line with peers.
- The level of disclosure with respect to the Manager's engagement policies and reporting is industry leading, with particular credit paid to the depth and structure of the engagement policy framework.
- There is evidence of ESG integration within the investment process. The investment team displayed an ability to engage on broad ESG topics, and the Manager could demonstrate clear ESG based engagement outcomes. Furthermore, the Manager has a well-structured approach to the collection and use of ESG specific data, including the use of a proprietary data collection model. Overall, Lonsec considers the level of ESG integration within the Trust to be high relative to peers.

Risk management

- Lonsec considers NB's risk management systems and processes to be solid, and commensurate with its size and its investing heritage across different asset classes. The investment team utilises the BlackRock Aladdin offering portfolio modelling capabilities and portfolio management tools. The investment team is supported by the separate Portfolio Analysis & Risk and Asset Management Guideline Oversight ('AMGO') teams in overall portfolio risk monitoring (e.g. tracking error, value at risk analysis, compliance with investment guidelines).
- The Fund is highly unconstrained with few sector or regional limits. This is in line with the nature of the strategy and provides a significant degree of flexibility to the investment team. Lonsec nonetheless considers that meaningful defined risk parameters are particularly useful in helping shape investor expectations for a strategy.

Performance

- The Fund has a short operational track record. However, its investment exposure is gained through the longer-running UCITS vehicle which inceptioned in 2013. This vehicle is based on a US mutual fund that has been managed since 2003.
- Based on data supplied by the Manager, the UCITS vehicle (AUD hedged) returned, after fees, 2.65% p.a. and 3.72% p.a. respectively for the three and five years to June 2020. This compared to the Benchmark's 4.94% p.a. and 4.60% p.a. While the UCITS vehicle underperformed the Benchmark, it did meet its return objective of 4-7% p.a. (gross fees) over the five year period, albeit at the lower end of the targeted range.

Overall

- Lonsec has maintained the Trust's 'Investment Grade' rating. Lonsec has a broad positive view of the underlying strategy's flexibility which is backed by a disciplined investment process and an experienced team. The explicit referencing of 'tail risk' scenarios as a risk tempering mechanism is seen as a strength. Notably, the strategy is tilted to US markets which are the most deep and liquid globally, but diminishes economic diversification. The underlying strategy has also delivered indifferent performance outcomes that belie the opportunity represented by the highly unconstrained mandate.

People and Resources

Corporate overview

Neuberger Berman Group LLC ('NB') is a privately-held and employee-controlled investment management firm. NB offers capabilities across a range of asset classes including fixed income, equities and alternatives being responsible for AUM of US\$357bn as at 30 June 2020.

NB was founded in 1939 as an investment management business. The firm listed on the NYSE in 1999 and was acquired by Lehman Brothers in 2003 as a standalone unit within its asset management division. Following the Lehman Brothers financial crisis-induced bankruptcy of 2008, NB senior management conducted a successful MBO which closed in 2009 where management shared ownership with the bank's

creditors. The MBO included other Lehman investment management businesses to operate under the NB umbrella. NB has been fully employee owned since the end of 2014.

Equity Trustees Limited has been appointed as the Fund's Responsible Entity. Neuberger Berman Australia Ltd is listed as the investment manager. The Fund wholly gains its exposure, outside of transaction cash balances, through an Irish-domiciled UCITS vehicle that is managed by a Group entity.

Size and experience

NAME	POSITION	EXPERIENCE INDUSTRY / FIRM
BRAD TANK	CIO, MULTI-SECTOR PM	39 / 18
ASHOK BHATIA	DEPUTY CIO, MULTI-SECTOR PM	27 / 3
JON JONSSON	SENIOR PM, MULTI-SECTOR	25 / 7
THANOS BARDAS	CO-HEAD IG CREDIT PORTFOLIO MANAGEMENT	22 / 22
DAVE BROWN	CO-HEAD IG CREDIT PORTFOLIO MANAGEMENT	29 / 29
ADAM GROTZINGER	SENIOR PM, MULTI-SECTOR	17 / 5

NB's fixed income franchise is led by Brad Tank, CIO & Global Head of Fixed Income, and numbers some 170 investment professionals. The investment team is structured into sub-asset classes encompassing a range of mostly dedicated portfolio management, research and trading functions. Tank has been with the firm since 2002 and has over 38 years' industry experience. He contributes his experience to the Fund but has other competing priorities.

The Multi-Sector division has responsibility for the Fund. Brad Tank, Ashok Bhatia and Jon Jonsson are the three key drivers of the Fund. Bhatia joined the firm in 2017 and is the Deputy CIO for Fixed Income with day-to-day responsibility for the Fund. Bhatia has over 26 years of industry experience. Jonsson joined in 2013 from JP Morgan where he was Head of Global Aggregate. With this 21 years' experience, Jonsson has portfolio management responsibilities for global credit and multi-sector strategies.

They are supported by a further three professionals who primary responsibilities in specialist asset classes. This includes Thanos Bardas and Dave Brown, the co-Heads of Investment Grade Credit, and Adam Grotzinger a Portfolio Manager for multi-sector strategies.

There has been a transition of leadership in the credit portfolio management streams in recent years. The transition in investment grade credit has been more orderly with Bardas and Brown assuming this leadership following Andrew Johnson's well telegraphed retirement at the end of 2018. The situation in non-investment grade credit has been more difficult. Longstanding head Tom O'Reilly, in 2018, announced his planned retirement at the end of 2019. The situation was complicated with the unexpected passing of Patrick Flynn his nominated successor in April 2019. Joseph Lynch currently shares leadership responsibilities with O'Reilly.

Remuneration

The investment team receives a fixed salary and individuals are eligible for an annual bonus. The annual bonus is determined by a range of factors, including the total bonus pool, the aggregate investment performance of all strategies managed by the individual, utilisation of central resources, effective team/people management, and overall contribution to the success of NB. Research analysts participate in a similar compensation structure, at the discretion of their group heads.

Additionally, NB has an equity ownership structure, with an equity acquisition program open to senior investment individuals. Equity participation is separate from the general compensation process. A percentage of a participant's total compensation is contingent and tied to the performance of a portfolio of NB investment strategies specific to the individual. This proportion of remuneration is deferred and invested in strategies specific to an individual.

Research Approach

Overview

NB implements a bottom-up focused credit research approach that is led by the specialist credit research analysts. This is supplemented by top-down analysis (e.g. economy and industry levels) designed to help guide the bottom-up research efforts.

Analysts model the financial strength of each issuer for at least three scenarios: base case, upside case, and downside case. Management visits occur at least twice a year. Formally, the research focuses on: business fundamentals; the quality of cash flow; scenario analysis; the capital structure; liquidity, and an ESG scorecard. A 'credit best practices checklist' is utilised and covers material credit aspects of the investment decision, including:

- Financial review with specific attention to revenue and cost drivers, the predictability of cash flows; internal cash flow generation and the implications for interest and principal payments and capital expenditures.
- Deal structure and covenants.
- Assessment of management.
- Sources of liquidity such as bank lines, cash on hand, access to capital markets, and asset sales.
- In-depth inspection of applicable filings with an eye toward any outstanding litigation and any other commentary germane to the investment decision.
- Thorough review of any other indentures.
- Assessment of relative valuation based on its internally generated credit quality rating and prevailing spreads for the industries and quality tiers.

The investment team incorporates environmental, social and governance ('ESG') factors into their issuer analysis, relying on data sourced from Sustanalytics.

For EM corporate bonds, country selection is viewed as an important source of potential added value. The investment team has access to the broader NB resources, including the internal EM sovereign/local currency analysts. For example, the investment team employs the currency stability scorecard, a metric developed internally to identify leading indicators for currency

crises. The analysts also include ESG analysis on a country basis.

As above, each security is assigned an internal credit rating used for relative value analysis. Analysts' ratings are first vetted within their respective sector teams, and thereafter by dedicated committees. Within the EM Committee, each portfolio manager has full discretion. Securities require formal approval before they can be added to "buy list".

The process for structured credit is more focused on cash flow modelling and understanding the deal terms, including the support structure(s) in place,

All research is housed within the Black Mountain Everest system.

Portfolio Construction

Overview

FUND BENCHMARK	BLOOMBERG BARCLAYS US AGGREGATE INDEX (AUD HEDGED)
RETURN OBJECTIVE (INTERNAL)	4-7% P.A. (GROSS FEES) [ABSOLUTE] OVER THREE TO FIVE YEAR PERIODS
RISK OBJECTIVE (INTERNAL)	STANDARD DEVIATION OF 3-5% P.A.
INVESTMENT STYLE	TOTAL RETURN
TYPICAL NUMBER OF HOLDINGS	>1,300

NB is guided by a relative value investment philosophy where security selection and sector exposures are based on the price paid and the value this offers. It is expected that exposures will exhibit counter cyclical to the prevailing market. Simplistically, defensive in times of market strength and judicious risk in times of relative stress.

There are weekly multi-asset team meetings to consider positioning and review ideas. The Fund is positioned as being structured to harvest the best ideas from the broader fixed income platform. This is assisted with a proprietary quantitative model that aggregates internal views and market information suggesting positioning. The model is based on a statistical Black-Litterman framework and incorporates 12-month forward-looking views from the asset class specialists. The senior portfolio managers across the asset classes are required to provide their forecasts.

Portfolio construction is two pronged having asset class specialists responsible for security selection and investment. In practice, this means that the multi-sector team ostensibly delegates the day-to-day management of the assets to the respective specialist desks. The multi-sector team, however, retains responsibility for both the tactical and asset allocation. There are also various levels of collaboration between the multi-sector team and the desks, depending on opportunities and views on the markets, to customise the characteristics of the underlying exposures.

The Fund is constructed in a benchmark unaware manner. Benchmark comparisons are limited to aggregate characteristics such as volatility, average quality and liquidity.

Risk Management

Risk limits

MAXIMUM GOVERNMENT BONDS	100% (MIN -35%, I.E. SOVEREIGN DURATION)
MAXIMUM INVESTMENT GRADE CREDIT	60%
MAXIMUM NON-INVESTMENT GRADE CREDIT	75% (INC. EMD)
MAXIMUM MBS	100%
MAXIMUM ABS	50%
MAXIMUM TIPS	25%
MAXIMUM CASH	20%
TARGET DURATION RANGE	2-8 YEARS (TYPICAL BUT NO FORMAL MIN/MAX)
MINIMUM HEDGED TO AUD	FULLY HEDGED (99.95% - 100.05%)
TARGET VOLATILITY	STANDARD DEVIATION OF 3-5% P.A.

Risk monitoring

The investment team utilises the BlackRock Aladdin order management system which offers portfolio modelling capabilities and portfolio management tools. Pre and post trade monitoring are inbuilt into Aladdin and monitored by a separate team, outlined below.

The Portfolio Analysis & Risk ('PAR') team is responsible for the identification and measurement of risk exposures to assist the investment team in identifying and avoiding unintentional assumptions of risk. The PAR team provides risk oversight of the investment processes and monitors portfolio risk metrics such as tracking error, value at risk, stress testing, scenario analysis, and market risks (e.g. credit spread, default, volatility, interest rates). Separately, the Asset Management Guideline Oversight ('AMGO') team monitors the portfolios to ensure they are managed in accordance with investment guidelines. The AMGO team monitors pre and post trade compliance. Both the PAR and AMGO teams report to the Chief Risk Officer, who has a direct reporting line to the CEO.

Additionally, the Operational Risk Management ('ORM') team facilitates the identification, assessment and monitoring of uncompensated risks which expose NB to the possibility of unexpected loss resulting from inadequate or failed internal processes, people, system, or from external events. Additionally, the ORM team evaluates both operational risks pertaining to new/existing investment strategies, as well as counterparties' credit risk. The ORM team reports to the Chief Risk Officer.

Risks

An investment in the Fund carries a number of standard investment risks associated with investment markets. These include economic, political, legal, tax and regulatory risks. These and other risks are outlined in the PDS and should be read in full and understood by investors. Lonsec considers the major risks to be:

General economic and market conditions

A change in the general economic and market conditions globally, such as a tightening of available credit, interest rate rises or recessions, may have an adverse effect on the liquidity and value of the Fund's investments.

Emerging market risk

Investing in emerging markets may involve heightened risks (some of which could be significant) and special considerations not typically associated with investing in other more established economies or securities markets.

Credit risk

In relation to fixed income investments, the risk that the borrower does not repay the principal, make interest payments or fulfil other financial obligations in full and/or on time, the Fund may suffer loss which may impact on the financial performance of the Fund. Sub-Investment grade (on a look-through basis) is not expected to exceed 75% (soft).

Interest rate risk

The risk that the value or future returns of corporate bonds or other fixed income investments may be adversely impacted by changes in interest rates. For example, the value of a bond may fall when interest rates rise, and vice versa. Duration is expected to range between 2 and 8 years with little reference to the benchmark index.

Currency risk

The Fund's investments will largely be denominated in USD, EUR and GBP. Although the Manager intends to hedge fully against foreign exchange movement risk, it may from time to time not be able to do so and adverse movements in the exchange rate between the AUD and foreign currencies may reduce the AUD value of the Fund. For example, where a derivative hedge is not cost effective or not available. Currency hedging will be effected in the underlying UCITS structure.

Neuberger Berman Strategic Income Fund – W Class

ISSUE DATE 21-10-2020

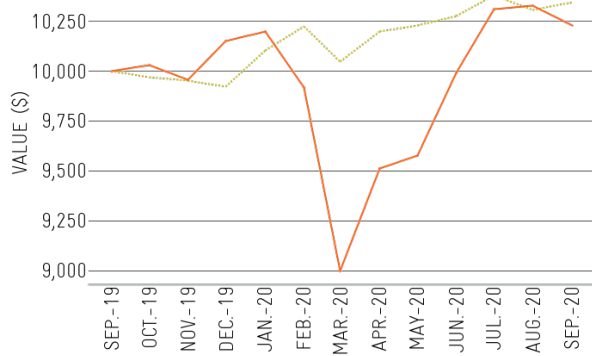
Quantitative Performance Analysis - annualised after-fee % returns (at 30-9-2020)

Performance metrics

	3 MTH		6 MTH		9 MTH		12 MTH	
	FUND	PEER MEDIAN	FUND	PEER MEDIAN	FUND	PEER MEDIAN	FUND	PEER MEDIAN
PERFORMANCE (% PA)	2.40	2.46	13.68	10.87	0.77	0.67	2.32	1.89
STANDARD DEVIATION (% PA) *	-	-	-	-	-	-	13.22	10.83
EXCESS RETURN (% PA)	1.73	1.91	10.72	9.94	-3.50	-1.68	-1.16	-0.29
OUTPERFORMANCE RATIO (% PA)	66.67	66.67	83.33	83.33	55.56	72.22	58.33	70.83
WORST DRAWDOWN (%)	-0.94	-0.10	-0.94	-0.10	-11.78	-9.57	-11.78	-9.57
TIME TO RECOVERY (MTHS)	NR	-	NR	-	4	NR	4	NR
SHARPE RATIO *	-	-	-	-	-	-	0.13	0.14
INFORMATION RATIO *	-	-	-	-	-	-	-0.10	-0.01
TRACKING ERROR (% PA) *	-	-	-	-	-	-	11.45	8.86

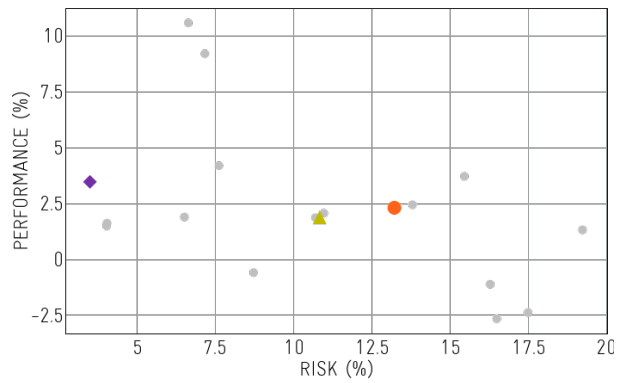
FUND: NEUBERGER BERMAN STRATEGIC INCOME FUND – W CLASS
 LONSEC PEER GROUP: FIXED INTEREST – ALTERNATIVE INCOME HIGH
 BENCHMARK USED: BLOOMBERG BARCLAYS GLOBAL AGGREGATE TR INDEX (AUD HEDGED)
 CASH BENCHMARK: BLOOMBERG AUSBOND BANK BILL INDEX AUD
 * PERIODS LESS THAN 12 MONTHS ARE NOT CALCULATED
 TIME TO RECOVERY: NR – NOT RECOVERED, DASH – NO DRAWDOWN DURING PERIOD

Growth of \$10,000 over one year



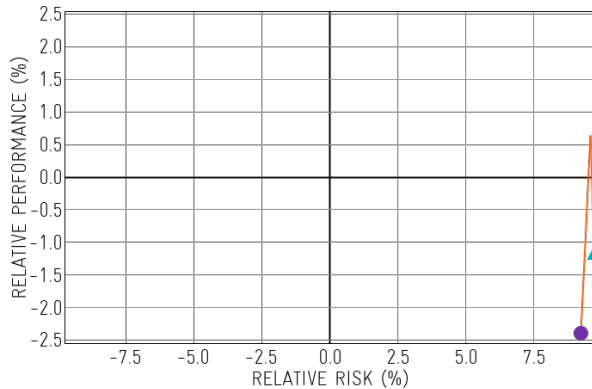
— NEUBERGER BERMAN STRATEGIC INCOME FUND – W CLASS
 BLOOMBERG BARCLAYS GLOBAL AGGREGATE TR INDEX (AUD HEDGED)

Risk-return chart over one year



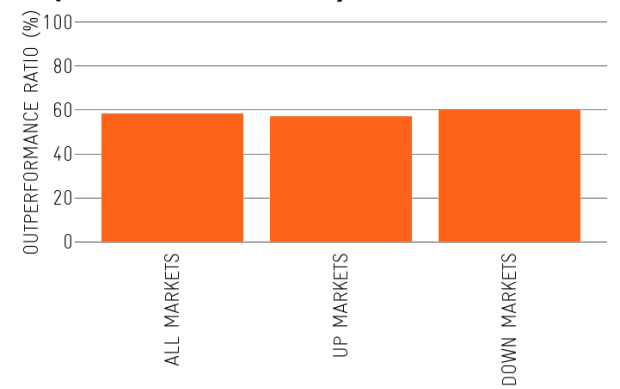
● NEUBERGER BERMAN STRATEGIC INCOME FUND – W CLASS
 ◆ BLOOMBERG BARCLAYS GLOBAL AGGREGATE TR INDEX (AUD HEDGED)
 ▲ PEER MEDIAN
 ● PEERS

Snail trail



● START (07-2020) ▲ END (09-2020)

Outperformance consistency



■ 1Y

ANALYST: AMY HO | APPROVED BY: LIBBY NEWMAN

Neuberger Berman Strategic Income Fund – W Class

Glossary

Total return ‘Top line’ actual return, after fees
Excess return Return in excess of the benchmark return
Standard deviation Volatility of monthly Absolute Returns
Tracking error Volatility of monthly Excess Returns against the benchmark (the Standard Deviation of monthly Excess Returns)
Sharpe ratio Absolute reward for absolute risk taken (outperformance of the risk free return (Bank Bills) / Standard Deviation)
Information ratio Relative reward for relative risk taken (Excess Returns / Tracking Error)
Worst drawdown The worst cumulative loss (‘peak to trough’) experienced over the period assessed
Time to recovery The number of months taken to recover the Worst Drawdown
Snail Trail A trailing 12-month relative performance and relative risk measurement over the benchmark. The trail is generated using a 12-month rolling window over the specified period

About Lonsec

Lonsec Research Pty Ltd (Lonsec) is an investment research house with specialist areas of expertise, that was originally established in 1994 and the current entity was registered on 23 June 2011. From 1 July 2011, Lonsec became a fully owned subsidiary of Lonsec Fiscal Holdings Pty Ltd, a privately owned entity with a multi-brand strategy of providing leading financial services research and investment execution. Lonsec believes that professional financial advisers need informed opinions on the best investment strategies and financial products to provide real value for their clients. To meet this need, Lonsec has in place an experienced research team, which draws on a robust research process to undertake in-depth assessment of managed fund products.

Analyst Disclosure and Certification

Analyst remuneration is not linked to the research or rating outcome. Where financial products are mentioned, the Analyst(s) may hold the financial product(s) referred to in this document, but Lonsec considers such holdings not to be sufficiently material to compromise the rating or advice. Analyst holdings may change during the life of this document. The Analyst(s) certify that the views expressed in this document accurately reflect their personal, professional opinion about the matters and financial product(s) to which this document refers.

LONSEC STRONGLY RECOMMENDS THIS DOCUMENT BE READ IN CONJUNCTION WITH THE RELEVANT PRODUCT DISCLOSURE STATEMENT. Important Notice: Issued by Lonsec Research Pty Ltd ABN 11 151 658 561 AFSL 421 445 (Lonsec). Lonsec receives a fee from the fund manager or financial product issuer(s) for researching the financial product(s), using objective criteria and for services including research subscriptions. Lonsec’s fee is not linked to the rating(s) outcome. Lonsec Investment Solutions Pty Ltd ABN 95 608 837 583 CAR (CAR: 001236821) of Lonsec receives fees under separate arrangement for providing investment consulting advice to clients, which includes model portfolios, approved product lists and other financial advice and may receive fees from this fund manager or financial product issuer for providing investment consulting services. Refer to the Conflicts of Interest Policy at: <https://www.lonsec.com.au/asp/IndexDocs/general/LonsecResearchConflictofInterestPolicy.pdf> Lonsec does not hold the financial product(s) referred to in this document. Lonsec’s representatives and/or their associates may hold the financial product(s) referred to in this document, but details of these holdings are not known to the Analyst(s). **Warnings:** In line with industry practice returns may be estimated, to access verified returns please refer to the product provider. Past performance is not a reliable indicator of future performance. Any advice is General Advice based on the investment merits of the financial product(s) alone, without considering the investment objectives, financial situation and particular needs of any particular person. It is not a recommendation to purchase, redeem or sell the relevant financial product(s). Before making an investment decision the reader must consider his or her financial circumstances or seek personal financial advice on its appropriateness. Read the Product Disclosure Statement for each financial product before making any decision about whether to acquire a financial product. Lonsec’s research process relies upon the participation of the fund manager or financial product issuer(s). Should the fund manager or financial product issuer(s) no longer participate in Lonsec’s research process, Lonsec reserves the right to withdraw the document at any time and discontinue future coverage. The product rated in this publication may have related financial products or be associated with other financial products and platforms. The rating may only be applied to the financial product outlined in this publication at first instance, seek professional advice before you make an investment decision on related or associated financial products and platforms. You should be aware that the mandate, fees, underlying investments, the issuers of the related and associated financial products and platforms may be different from the financial product specified in this publication. Past performance is not a reliable indicator of future performance. Any advice is General Advice based on the investment merits of the financial product(s) alone, without considering the investment objectives, financial situation and particular needs of any particular person. It is not a recommendation to purchase, redeem or sell the relevant financial product(s). Before making an investment decision the reader must consider his or her financial circumstances or seek personal financial advice on its appropriateness. Read the Product Disclosure Statement for each financial product before making any decision about whether to acquire a financial product. Lonsec’s research process relies upon the participation of the fund manager or financial product issuer(s). Should the fund manager or financial product issuer(s) no longer participate in Lonsec’s research process, Lonsec reserves the right to withdraw the document at any time and discontinue future coverage. The product rated in this publication may have related financial products or be associated with other financial products and platforms. The rating may only be applied to the financial product outlined in this publication at first instance, seek professional advice before you make an investment decision on related or associated financial products and platforms. You should be aware that the mandate, fees, underlying investments, the issuers of the related and associated financial products and platforms may be different from the financial product specified in this publication. **Disclaimer:** This document is for the exclusive use of the person to whom it is provided by Lonsec and must not be used or relied upon by any other person. No representation, warranty or undertaking is given or made in relation to the accuracy or completeness of the information presented in this document, which is drawn from public information not verified by Lonsec. Financial conclusions, ratings and advice are reasonably held at the time of completion but subject to change without notice. Lonsec assumes no obligation to update this document following publication. Except for any liability which cannot be excluded, Lonsec, its directors, officers, employees and agents disclaim all liability for any error or inaccuracy in, misstatement or omission from, this document or any loss or damage suffered by the reader or any other person as a consequence of relying upon it. ©2020 Lonsec. All rights reserved. This report may also contain third party material that is subject to copyright. To the extent that copyright subsists in a third party it remains with the original owner and permission may be required to reuse the material. Any unauthorised reproduction of this information is prohibited.