This is a marketing communication. Please refer to the fund prospectus and offering documents, including the Key Information Document ("KID") or Key Investor Information Document ("KIID") as applicable, before making any final investment decisions. Investors should note that by making an investment they will own shares in the fund, and not the underlying assets.

ASSET CLASS:
Fixed Income

REGION:
Global

PORTFOLIO MANAGERS:
Ashok Bhatia / Thomas Sobanski / Robert Dishner

INCEPTION DATE:
April 26, 2013

BASE CURRENCY:
USD

FUND AUM (USD MILLION):
6,993 as of September 30, 2026

INSTITUTIONAL SHARE CLASSES:
USD I Acc IE00B8HX1V50
USD I Dist IE00B9DN9Q73
EUR I Acc (Hdg) IE00B9154717

RETAIL SHARE CLASSES:
USD A Acc IE00B87L2R26
USD A Dist IE00BD0PCD21
EUR M Acc (Hdg) IE00BWB97642
EUR A (Monthly) Dist (Hdg) IE00BQR9PJ58

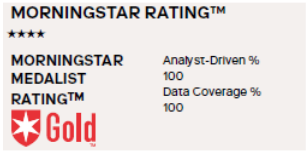

Morningstar Rating™ & Morningstar Medalist Rating™ for USD I Accumulating Class as at 09/30/2026

Neuberger Strategic Income Fund

Opportunistic fixed income investing across sectors with a focus on high[1] current income and seeks downside protection

Three Reasons to Consider the Fund

- **Income solution** – Seeks to deliver a monthly income[2] while aiming to preserve capital losses in varying market environments
- **Resilient performance** – Historical track record of capital preservation across a range of market conditions
- **A dynamic solution** – Dynamic sector allocation seeks to deliver returns while mitigating risk in volatile environments

Key Fund Features

- **Flexible approach** – Broad multi-sector bond strategy that invests across the fixed income universe
- **Dynamic sector allocation** – Adaptive to changing market conditions with no persistent biases or tilts
- **Unconstrained allocation** – Opportunistically invests in off-benchmark sectors, including emerging markets debt, global sovereign bonds, high yield and senior floating rate loans
- **Confidence-focused investment process** – Collaborative research-driven process and robust risk management framework support conviction investing
- **Experienced and stable team** – The Portfolio Managers are supported by the broader Neuberger Fixed Income Team with over 200 professionals

Past performance does not predict future returns

[1] High levels of income are not guaranteed and there is a risk of capital loss.

[2] Dividend payouts are distributions from the Fund which are not guaranteed, are at the sole discretion of the Managers and may be paid out of capital of the Fund. As a result, the capital of the Fund will be reduced and will be reflected as a reduction in the realisation price of units of the Fund. While aiming to limit capital losses; capital is not guaranteed.

Past distributions do not represent future distributions.

Past performance does not predict future returns

Growth of $1000 Invested in the Fund Since Inception

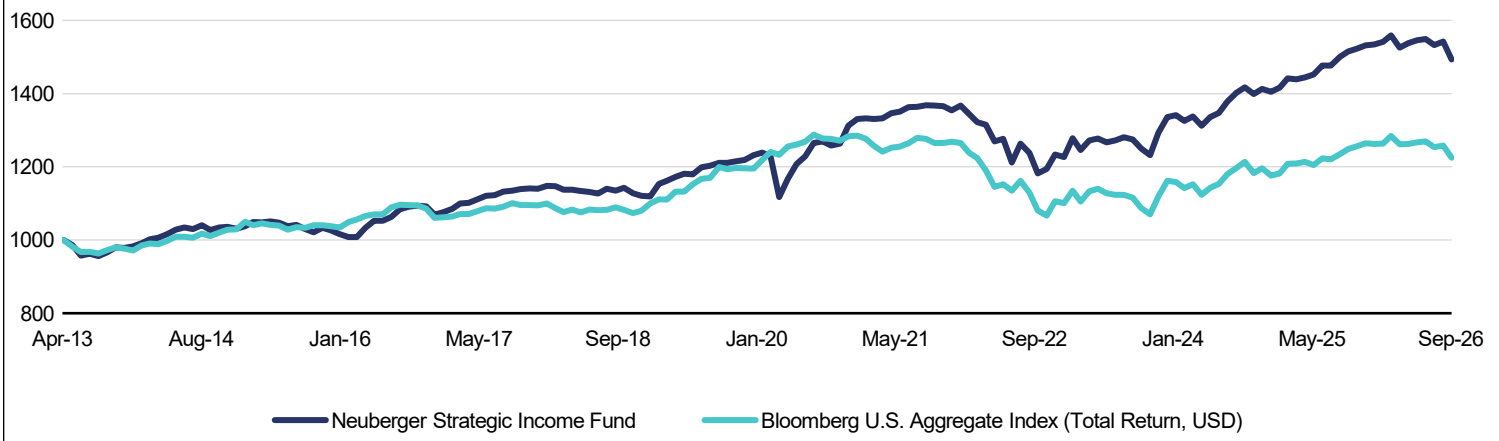

Source: Neuberger, as of September 30, 2026. Inception date: 26 April 2013. This chart shows how an investment of $1000 in the fund on its inception date would have performed. Fund performance is representative of the USD I Accumulating Class and has been calculated to account for the deduction of fees. Fund performance does not take account of any commission or costs incurred by investors when subscribing for or redeeming shares. Investors who subscribe in a currency other than the base currency of the Fund should note that returns may increase or decrease as a result of currency fluctuations. The fees and charges paid by the Fund will reduce the return on your investment.
The fund is actively managed, which means that the investments are selected at the discretion of the investment manager. The fund is not constrained by its benchmark, which is used for comparison purposes only. The fund gives some consideration to the benchmark constituents in the selection of securities and may not hold all or many of the benchmark's components.

Rolling 12 Month Returns[1] (%)	Sep 2016 – Sep 2017	Sep 2017 – Sep 2018	Sep 2018 – Sep 2019	Sep 2019 – Sep 2020	Sep 2020 – Sep 2021	Sep 2021 – Sep 2022	Sep 2022 – Sep 2023	Sep 2023 – Sep 2024	Sep 2024 – Sep 2025	Sep 2025 – Sep 2026
Neuberger Strategic Income Fund	4.11	0.35	5.95	3.88	8.66	-13.53	5.75	13.36	6.92	-1.45
Bloomberg US Aggregate Index (USD Total Return)	0.07	-1.22	10.30	6.98	-0.90	-14.6	0.64	11.57	2.88	-1.84

Source: Neuberger. Fund Inception April 26, 2013.
[1] 12 month period based on month end NAVs.
Fund performance is representative of the USD I Accumulating share class and has been calculated to account for the deduction of fees. Fund performance does not take account of any commission or costs incurred by investors when subscribing for or redeeming shares. Investors who subscribe in a currency other than the base currency of the Fund should note that returns may increase or decrease as a result of currency fluctuations. The fees and charges paid by the Fund will reduce the return on your investment. The Fund is not constrained by its benchmark, which is used for comparison purposes only. The Fund gives some consideration to the benchmark constituents in the selection of securities and may not hold all or many of the benchmark's components. The Fund is actively managed, which means that the investments are selected at the discretion of the investment manager.

Portfolio Characteristics

Characteristics	Fund	Benchmark
Weighted Average Yield to Worst (%)	7.60	5.57
Duration (Years)[1]	6.12	5.83
Weighted Average Quality (S&P Rating)	BBB+	AA

Source: Neuberger, as of September 30, 2026.
Benchmark: Bloomberg U.S. Aggregate Index (Total Return, USD).
[1] Historical duration range refers to the since inception UCITS fund duration.

Flexible Sector Allocation Adaptive to Market Environment

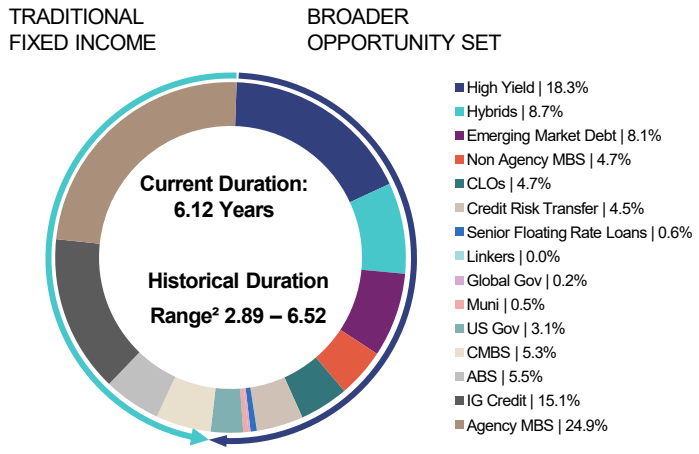

Source: Neuberger, as of September 30, 2026.
[2] Since fund inception: April 26, 2013.

Outperformance in Rising Rate Environments

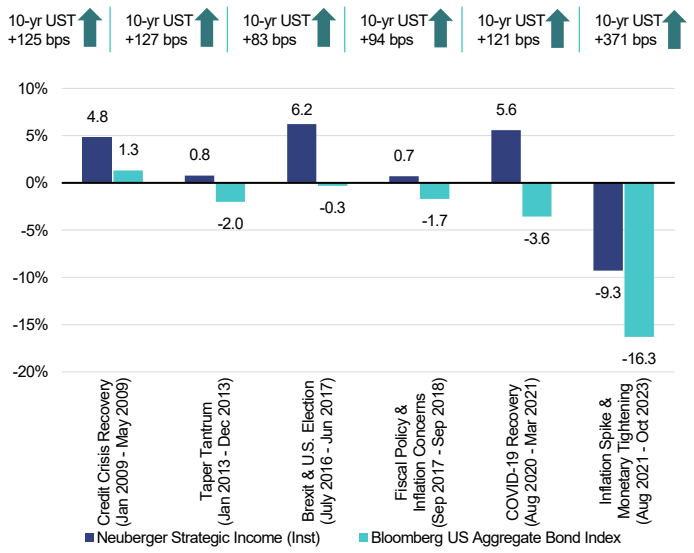

Source: Neuberger, Bloomberg, as of December 31, 2023.
Data for Credit Crisis Recovery and Taper Tantrum uses performance of a representative account managed by Neuberger Fixed Income Team, the same team that manages the UCITS Fund, and is being provided for illustrative purposes only. Data for Brexit & US Election, Fiscal Policy & Inflation Concerns, COVID-19 Recovery and Inflation Spike & Monetary Tightening use performance of the UCITS Fund.

The Representative Account has Delivered Positive Returns in 18 of the Last 22 Calendar Years

2004 +10.4	2005 +5.5	2006 +10.1	2007 +2.4	2008 +4.0	2009 +16.6	2010 +11.0	2011 +5.7
2012 +12.0	2013 +0.8	2014 +4.5	2015 -1.9	2016 +6.5	2017 +6.9	2018 -2.4	2019 +10.5
2020 +7.8	2021 +2.9	2022 -10.6	2023 +10.0	2024 +6.0	2025 +9.4	2026 -2.5	

Past performance does not predict future returns
Source: Neuberger, as of September 30, 2026.
[1]Inception date for the representative account is 11/07/2003.
Performance is Net of fees and relates to a representative account managed by Neuberger Fixed Income Team, the same team that manages the UCITS Fund, and is being provided for illustrative purposes only. There are differences in the performance of the representative account and the UCITS fund. The Neuberger Strategic Income Fund (UCITS) is managed by Neuberger Fixed Income Team and uses the same investment process and strategy as the representative account. Total returns are net of fees and include reinvestment of dividends and distributions. The data shown is of a representative account, is for informational purposes only and is not indicative of future portfolio characteristics. Actual results may vary due to specific client guidelines and other factors.

Key Risks

Counterparty Risk: The risk that a counterparty will not fulfil its payment obligation for a trade, contract or other transaction, on the due date.

Credit Risk: The risk that bond issuers may fail to meet their interest repayments, or repay debt, resulting in temporary or permanent losses to the fund.

Currency Risk: Investors who subscribe in a currency other than the base currency of the fund are exposed to currency risk. Fluctuations in exchange rates may affect the return on investment. Where past performance is shown it is based on the share class to which this factsheet relates. **If the currency of this share class is different from your local currency, then you should be aware that due to exchange rate fluctuations the performance shown may increase or decrease if converted into your local currency.**

Derivatives Risk: The Fund is permitted to use certain types of financial derivative instruments (including certain complex instruments). This may increase the Fund's leverage significantly which may cause large variations in the value of your share. (Investors should note that the Fund may achieve its investment objective by investing principally in Financial Derivative Instruments (FDI)). Certain investment risks apply in relation to the use of FDI. The use of leverage can amplify both gains and losses, which may result in a significant or a total loss of the fund's value in adverse market conditions.

Emerging Markets Risk: Emerging markets are likely to bear higher risk due to a possible lack of adequate financial, legal, social, political and economic structures, protection and stability as well as uncertain tax positions which may lead to lower liquidity. The NAV of the fund may experience medium to high volatility due to lower liquidity and the availability of reliable information, as well as due to the fund's investment policies or portfolio management techniques.

Interest Rate Risk: The risk of interest rate movements affecting the value of fixed-rate bonds.

Liquidity Risk: The risk that the fund may be unable to sell an investment readily at its fair market value. In extreme market conditions this can affect the fund's ability to meet redemption requests upon demand.

Market Risk: The risk of a change in the value of a position as a result of underlying market factors, including among other things, the overall performance of companies and the market perception of the global economy.

Operational Risk: The risk of direct or indirect loss resulting from inadequate or failed processes, people and systems including those relating to the safekeeping of assets or from external events.

For full information on these and other risks, please refer to the fund prospectus and offering documents, including the KID or KIID, as applicable.

Additional Disclaimers

"Bloomberg®" and Bloomberg U.S. Aggregate Index (Total Return, USD) are service marks of Bloomberg Finance L.P. and its affiliates, including Bloomberg Index Services Limited ("BISL"), the administrator of the index (collectively, "Bloomberg") and have been licensed for use for certain purposes by Neuberger. Bloomberg is not affiliated with Neuberger, and Bloomberg does not approve, endorse, review, or recommend the Neuberger Strategic Income Fund. Bloomberg does not guarantee the timeliness, accurateness, or completeness of any data or information relating recommending the Neuberger Strategic Income Fund.

This Fund meets the requirements of Article 8 of the SFDR. Further information is available in the Fund's offering documents and at www.nb.com

© 2026 Morningstar. All Rights Reserved. The information contained herein: (1) is proprietary to Morningstar and/or its content providers; (2) may not be copied or distributed; and (3) is not warranted to be accurate, complete or timely. Neither Morningstar nor its content providers are responsible for any damages or losses arising from any use of this information. Past performance is no guarantee of future results. For more detailed information about Morningstar's Rating, including its category rating methodology, please go to https://shareholders.morningstar.com/investor-relations/governance/

DISCLOSURES

This document is addressed to professional clients/qualified investors only.

European Economic Area (EEA): This is a marketing document and is issued by Neuberger Berman Asset Management Ireland Limited, which is regulated by the Central Bank of Ireland and is registered in Ireland, at 2 Central Plaza, Dame Street, Dublin, D02 T0X4.

United Kingdom and outside the EEA: This document is a financial promotion and is issued by Neuberger Berman Europe Limited, which is authorised and regulated by the Financial Conduct Authority and is registered in England and Wales, at The Zig Zag Building, 70 Victoria Street, London, SW1E 6SQ.

Neuberger Berman Europe Limited is also a registered investment adviser with the Securities and Exchange Commission in the US, and the Dubai branch is regulated by the Dubai Financial Services Authority in the Dubai International Financial Centre.

This fund is a sub-fund of Neuberger Berman Investment Funds PLC, authorised by the Central Bank of Ireland pursuant to the European Communities (Undertaking for Collective Investment in Transferable Securities) Regulations 2011, as amended. The information in this document does not constitute investment advice or an investment recommendation and is only a brief summary of certain key aspects of the fund. **Investors should read the prospectus along with the relevant prospectus supplements and the key information document (KID) or key investor information document (KIID), as applicable** which are available on our website: www.nb.com/europe/literature. Further risk information, investment objectives, fees and expenses and other important information about the fund can be found in the prospectus and prospectus supplements.

The KID may be obtained free of charge in Danish, Dutch, English, Finnish, French, German, Greek, Icelandic, Italian, Norwegian, Portuguese, Spanish and Swedish (depending on where the relevant sub-fund has been registered for marketing), and the prospectus and prospectus supplements may be obtained free of charge in English, French, German, Italian and Spanish, from www.nb.com/europe/literature, , from local paying agents (a list of which can be found in Annex III of the prospectus), or by writing to Neuberger Berman Investment Funds plc, c/o Brown Brothers Harriman Fund Administration Service (Ireland) Ltd, 30 Herbert Street, Dublin 2, Ireland. In the United Kingdom the key investor information document (KIID) may be obtained free of charge in English at the same address or from Neuberger Berman Europe Limited at their registered address.

Neuberger Berman Asset Management Ireland Limited may decide to terminate the arrangements made for the marketing of its funds in all or a particular country.

A summary of the investors' rights is available in English on: www.nb.com/europe/literature

For information on sustainability-related aspects pursuant to Regulation (EU) 2019/2088 of the European Parliament and of the Council of 27 November 2019 on sustainability-related disclosures in the financial services sector please visit www.nb.com/europe/literature. . When making the decision to invest in the fund, investors should take into account all the characteristics or objectives of the fund as described in the legal documents.

Notice to investors in the United Kingdom: Neuberger Berman Investment Funds plc is authorised and regulated in Ireland by the Central Bank of Ireland but is not authorised by the Financial Conduct Authority in the UK. The UK Financial Ombudsman Service (FOS) is unlikely to be able to consider complaints in relation to Neuberger Berman Investment Funds plc, its management company Neuberger Berman Asset Management Ireland Limited or its depositary Brown Brothers Harriman Trustee Services (Ireland) Limited. Any losses relating to the management company or depositary are unlikely to be covered by the UK Financial Services Compensation Scheme (FSCS). Prospective investors should consider getting financial advice before deciding to invest and should see Neuberger Berman Investment Funds plc's prospectus for more information.

Notice to investors in Switzerland: This is an advertising document. Neuberger Berman Investment Funds plc is established in Ireland as an investment company with variable capital incorporated with limited liability under Irish law, and the sub-funds are also authorised by the Swiss Financial Market Supervisory Authority (FINMA) for offering and/or advertising to non-qualified investors in and from Switzerland. The Swiss representative and paying agent is BNP Paribas, Paris, Zurich Branch, Selnaustrasse 16, CH-8002 Zürich, Switzerland. The prospectus, the key investor information documents, the memorandum and articles of association and the annual and semi-annual reports are all available free of charge from the representative in Switzerland.

This document is presented solely for information purposes and nothing herein constitutes investment, legal, accounting or tax advice, or a recommendation to buy,
sell or hold a security.

We do not represent that this information, including any third-party information, is complete and it should not be relied upon as such.

DISCLOSURES

No recommendation or advice is being given as to whether any investment or strategy is suitable for a particular investor. Each recipient of this document should make such investigations as it deems necessary to arrive at an independent evaluation of any investment, and should consult its own legal counsel and financial, actuarial, accounting, regulatory and tax advisers to evaluate any such investment.

It should not be assumed that any investments in securities, companies, sectors or markets identified and described were or will be profitable. Investors may not get back the full amount invested.

Any views or opinions expressed may not reflect those of the firm as a whole. All information is current as of the date of this material and is subject to change without notice.

The fund described in this document may only be offered for sale or sold in jurisdictions in which or to persons to which such an offer or sale is permitted. The fund can only be promoted if such promotion is made in compliance with the applicable jurisdictional rules and regulations. This document and the information contained therein may not be distributed in the US. Indices are unmanaged and not available for direct investment.

An investment in the fund involves risks, with the potential for above average risk, and is only suitable for people who are in a position to take such risks. For more information please read the prospectus which can be found on our website at: www.nb.com/europe/literature.

Past performance is not a reliable indicator of future results. The value of investments may go down as well as up and investors may not get back any of the amount invested. The performance data does not take account of the commissions and costs incurred by investors when subscribing for or redeeming shares.

The value of investments designated in another currency may rise and fall due to exchange rate fluctuations in respect of the relevant currencies. Adverse movements in currency exchange rates can result in a decrease in return and a loss of capital. Tax treatment depends on the individual circumstances of each investor and may be subject to change, investors are therefore recommended to seek independent tax advice.

Investment in the fund should not constitute a substantial proportion of an investor's portfolio and may not be appropriate for all investors. Diversification and asset class allocation do not guarantee profit or protect against loss.

No part of this document may be reproduced in any manner without prior written permission of Neuberger Berman.

The "Neuberger" name and logo are registered service marks of Neuberger Berman Group LLC.

© 2026 Neuberger Berman Group LLC. All rights reserved.

Talk to Neuberger

For more information, please contact your Neuberger representative or visit www.nb.com.

Dublin, D02 T0X4
Ireland

The Zig Zag Building
70 Victoria Street
London, SW1E 6SQ, United Kingdom

www.nb.com

M-000777