

Neuberger Berman Equity Funds*



	<u>Class R6</u>
Neuberger Emerging Markets Equity Fund	NREMXX
Neuberger Genesis Fund	NRGSX
Neuberger International Equity Fund	NRIQX
Neuberger International Select Fund	NRILX
Neuberger Intrinsic Value Fund	NRINX
Neuberger Large Cap Growth Fund	NGRDX
Neuberger Large Cap Value Fund	NRLCX
Neuberger Mid Cap Growth Fund	NRMGX
Neuberger Mid Cap Intrinsic Value Fund	NBMRX
Neuberger Quality Equity Fund (formerly Neuberger Berman Sustainable Equity Fund)	NRSRX
Neuberger Real Estate Fund	NRREX
Neuberger Small Cap Growth Fund	NSRSX

*Prior to December 18, 2025, each Fund included "Neuberger Berman" in place of "Neuberger" in its name.

Prospectus December 18, 2025, as amended and restated February 10, 2026

These securities, like the securities of all mutual funds, have not been approved or disapproved by the Securities and Exchange Commission, and the Securities and Exchange Commission has not determined if this prospectus is accurate or complete. Any representation to the contrary is a criminal offense.

**Neuberger Berman Advisers Management Trust® (“AMT Funds”)
 Quality Equity Portfolio (the “Quality Equity Portfolio”)
 Neuberger Berman Equity Funds® (“Equity Funds”)
 Neuberger Quality Equity Fund (the “Quality Equity Fund”)**

Supplement to the Summary Prospectuses and Prospectuses of AMT Funds, each dated May 1, 2025, and Equity Funds, each dated December 18, 2025, each as amended and supplemented

The following changes apply to the Summary Prospectuses and Prospectuses for each of Quality Equity Fund and Quality Equity Portfolio (each, a “Fund” and collectively, the “Funds”):

- 1. The following disclosure is hereby added as the third sentence of the seventh paragraph of the “Principal Investment Strategies” section of each Fund’s Summary Prospectuses and Prospectuses.**

The Fund may invest in exchange traded funds (“ETFs”).

- 2. The following risk is hereby added to the “Principal Investment Risks” section of each Fund’s Summary Prospectuses and Prospectuses.**

Other Investment Company Risk. To the extent the Fund invests in other investment companies, including money market funds and ETFs, its performance will be affected by the performance of those other investment companies. Investments in other investment companies are subject to the risks of the other investment companies’ investments, as well as to the other investment companies’ expenses. An ETF is subject to ETF specific risks and may trade in the secondary market at a price below the value of its underlying portfolio, may not be liquid and may be halted by the listing exchange. An actively managed ETF’s performance will reflect its adviser’s ability to make investment decisions that are suited to achieving the ETF’s investment objectives. A passively managed ETF may not replicate the performance of the index it intends to track.

The date of this supplement is March 27, 2026.

Please retain this supplement for future reference.

NEUBERGER	BERMAN
-----------	--------

**Neuberger Berman Investment
 Advisers LLC**

1290 Avenue of the Americas
 New York, NY 10104

Shareholder Services

800.877.9700

Institutional Services

800.366.6264

www.nb.com



Contents

NEUBERGER BERMAN EQUITY FUNDS*

Neuberger Emerging Markets Equity Fund	2
Neuberger Genesis Fund	12
Neuberger International Equity Fund	18
Neuberger International Select Fund	25
Neuberger Intrinsic Value Fund	32
Neuberger Large Cap Growth Fund	40
Neuberger Large Cap Value Fund	48
Neuberger Mid Cap Growth Fund	56
Neuberger Mid Cap Intrinsic Value Fund	63
Neuberger Quality Equity Fund (formerly Neuberger Berman Sustainable Equity Fund)	71
Neuberger Real Estate Fund	79
Neuberger Small Cap Growth Fund	86
Descriptions of Certain Practices and Security Types	93
Additional Information about Principal Investment Risks	94
Information about Additional Risks and Other Practices	106
Descriptions of Indices	107
Management of the Funds	108
Financial Highlights	113

YOUR INVESTMENT

Maintaining Your Account	125
Share Prices	128
Distributions and Taxes	129
Market Timing Policy	131
Portfolio Holdings Policy	131
Fund Structure	132

*Prior to December 18, 2025, each Fund included "Neuberger Berman" in place of "Neuberger" in its name.

Neuberger Emerging Markets Equity Fund

Class R6 Shares (NREMX)

GOAL

The Fund seeks long-term growth of capital.

FEES AND EXPENSES

These tables describe the fees and expenses that you may pay if you buy, hold or sell shares of the Fund. **You may pay other fees, such as brokerage commissions and other fees to financial intermediaries, which are not reflected in the table and example below.**

Shareholder Fees (fees paid directly from your investment)	None
Annual Fund Operating Expenses (expenses that you pay each year as a % of the value of your investment)	
Management fees ¹	0.80
Distribution and/or shareholder service (12b-1) fees	None
Other expenses	0.34
Total annual operating expenses	1.14
Fee waivers and/or expense reimbursement	0.25
Total annual operating expenses after fee waivers and/or expense reimbursement ²	0.89

¹ "Management fees" have been restated to reflect current advisory fees, which are lower than prior advisory expenses.

² Neuberger Berman Investment Advisers LLC ("Manager") has contractually undertaken to waive and/or reimburse certain fees and expenses of Class R6 so that the total annual operating expenses (excluding interest, brokerage commissions, acquired fund fees and expenses, taxes including any expenses relating to tax reclaims, dividend and interest expenses relating to short sales, and extraordinary expenses, if any) ("annual operating expenses") are limited to 0.88% of average net assets. This undertaking lasts until 8/31/2029 and may not be terminated during its term without the consent of the Board of Trustees. The Fund has agreed that Class R6 will repay the Manager for fees and expenses waived or reimbursed for that class provided that repayment does not cause annual operating expenses to exceed 0.88% of its average net assets. Any such repayment must be made within three years after the year in which the Manager incurred the expense.

Expense Example

The expense example can help you compare costs among mutual funds. The example assumes that you invested \$10,000 for the periods shown, that you redeemed all of your shares at the end of those periods, that the Fund earned a hypothetical 5% total return each year, and that the Fund's expenses were those in the table. Actual performance and expenses may be higher or lower.

	1 Year	3 Years	5 Years	10 Years
Class R6	\$91	\$284	\$551	\$1,315

Portfolio Turnover

The Fund pays transaction costs, such as commissions, when it buys and sells securities (or "turns over" its portfolio). A higher portfolio turnover rate may indicate higher transaction costs and may result in higher taxes when Fund shares are held in a taxable account. These costs, which are not reflected in annual operating expenses or in the example, affect the Fund's performance. During the most recent fiscal year, the Fund's portfolio turnover rate was 67% of the average value of its portfolio.

PRINCIPAL INVESTMENT STRATEGIES

To pursue its goal, the Fund normally invests at least 80% of its net assets, plus the amount of any borrowings for investment purposes, in equity securities of issuers in emerging market countries. These include securities of companies (1) that are traded principally on a stock exchange or over-the-counter in emerging market countries, (2) that are organized under the laws of and/or have a principal office in emerging market countries, or (3) that derive 50% or more of their total revenues from, and/or have 50% or more of their total assets in, goods produced, sales made, profits generated or services performed in emerging market countries. The Fund considers emerging market countries to be countries included in the MSCI Emerging Markets Index.

The Portfolio Managers use a bottom-up, research-driven securities selection approach focusing on businesses which they believe exhibit a significant discount to intrinsic value while factoring in economic, legislative and business developments to identify countries and sectors that they believe may be particularly attractive.

The Portfolio Managers believe that in-depth, strategic and financial research is the key to identifying undervalued companies and seeks to identify companies that in their view have a strong potential for recovery or appear to be disproportionately impacted by market sentiment to regional, country-specific or sector-level events and which are trading at what they believe to be attractive valuations.

The Fund seeks to reduce risk by diversifying among many industries. At times, the Portfolio Managers may emphasize certain sectors that they believe will benefit from market or economic trends. Although the Fund has the flexibility to invest a significant portion of its assets in one country or region, it generally intends to invest across a broad range of countries and geographical regions. The Fund may also invest in equity securities of issuers located in frontier markets.

The Fund may invest in companies of any market capitalization. Equity securities in which the Fund may invest include common and preferred stocks, convertible securities, rights and warrants to purchase common stock, depositary receipts and China A-shares using the “connect programs” of local stock exchanges in China, such as the Shanghai-Hong Kong Stock Connect Program, the Shenzhen-Hong Kong Stock Connect Program or other similar programs.

The Fund may invest in exchange traded funds (“ETFs”). The Fund may also invest in foreign real estate companies.

The Fund may invest in restricted securities, including private placements, which are securities that are subject to legal restrictions on their sale and may not be sold to the public unless registered under the applicable securities law or pursuant to an applicable exemption. The Fund may also invest in private companies, including companies that have not yet issued securities publicly in an initial public offering.

The Portfolio Managers follow a disciplined selling strategy and may sell a security when it reaches a target price, if a company’s business fails to perform as expected, or when other opportunities appear more attractive.

The Fund will not change its strategy of normally investing at least 80% of its net assets, plus the amount of any borrowings for investment purposes, in equity securities of issuers in emerging market countries, without providing shareholders at least 60 days’ notice. This test is applied at the time the Fund invests; later percentage changes caused by a change in Fund assets, market values or company circumstances will not require the Fund to dispose of a holding.

PRINCIPAL INVESTMENT RISKS

Most of the Fund’s performance depends on what happens in international stock markets, the Portfolio Manager’s evaluation of those developments, and the success of the Portfolio Manager in implementing the Fund’s investment strategies. The markets’ behavior can be difficult to predict, particularly in the short term. There can be no guarantee that the Fund will achieve its goal. The Fund may take temporary defensive and cash management positions; to the extent it does, it will not be pursuing its principal investment strategies.

The actual risk exposure taken by the Fund in its investment program will vary over time, depending on various factors including the Portfolio Manager’s evaluation of issuer, political, regulatory, market, or economic developments. There can be no guarantee that the Portfolio Manager will be successful in his attempts to manage the risk exposure of the Fund or will appropriately evaluate or weigh the multiple factors involved in investment decisions, including issuer, market and/or instrument-specific analysis, valuation and financially material environmental, social and governance factors.

The Fund is a mutual fund, not a bank deposit, and is not guaranteed or insured by the Federal Deposit Insurance Corporation or any other government agency. The value of your investment may fall, sometimes sharply, and you could lose money by investing in the Fund.

Each of the following risks, which are described in alphabetical order and not in order of any presumed importance, can significantly affect the Fund’s performance. The relative importance of, or potential exposure as a result of, each of these risks will vary based on market and other investment-specific considerations.

Risks of Investments in China A-shares through Stock Connect Programs. There are significant risks inherent in investing in China A-shares through “Connect Programs” of local stock exchanges in China, namely the Shanghai-Hong Kong Stock Connect Program (“Shanghai Connect Program”) and the Shenzhen-Hong Kong Stock Connect Program (“Shenzhen Connect Program”). The Chinese investment and banking systems are materially different in nature from many developed markets, which exposes investors to risks that are different from those in the U.S. The Connect Programs are subject to daily quota limitations, and an investor cannot purchase and sell the same security on the same trading day, which may restrict the Fund’s ability to invest in China A-shares through the Connect Programs and to enter into or exit trades on a timely basis. If either one or both markets involved in a particular Connect Program are closed on a U.S. trading day, the Fund may not be able to dispose of its China A-shares in a timely manner under such Connect Program, which could adversely affect the Fund’s performance. Only certain China

A-shares are eligible to be accessed through the Connect Programs. Such securities may lose their eligibility at any time, in which case they could be sold but could no longer be purchased through the Connect Programs.

Further regulations or restrictions, such as limitations on redemptions or suspension of trading, which Chinese regulators have used in the past, may adversely impact the Connect Programs and may increase volatility. The future impact of this integration of Chinese and foreign markets is unclear and the actual effect on the market for trading China A-shares with the introduction of large numbers of foreign investors is unknown.

Convertible Securities Risk. The value of a convertible security, which is a form of hybrid security (i.e., a security with both debt and equity characteristics), typically increases or decreases with the price of the underlying common stock. In general, a convertible security is subject to the market risks of stocks when the underlying stock's price is high relative to the conversion price and is subject to the market risks of debt securities when the underlying stock's price is low relative to the conversion price. The general market risks of debt securities that are common to convertible securities include, but are not limited to, interest rate risk and credit risk -- that is, the value of convertible securities will move in the direction opposite to movements in interest rates; they are subject to the risk that the issuer will not be able to pay interest or dividends when due; and their market value may change based on changes in the issuer's credit rating or the market's perception of the issuer's creditworthiness. Many convertible securities have credit ratings that are below investment grade and are subject to the same risks as an investment in lower-rated debt securities (commonly known as "junk bonds"). Lower-rated debt securities may fluctuate more widely in price and yield than investment grade debt securities and may fall in price during times when the economy is weak or is expected to become weak. To the extent the Fund invests in convertible securities issued by small- or mid-cap companies, it will be subject to the risks of investing in such companies.

Currency Risk. Currency risk is the risk that foreign currencies will decline in value relative to the U.S. dollar. To the extent that the Fund invests in securities or other instruments denominated in or indexed to foreign currencies, changes in currency exchange rates could adversely impact investment gains or add to investment losses. Currency exchange rates may fluctuate significantly over short periods of time and can be affected unpredictably by various factors, including investor perception and changes in interest rates; intervention, or failure to intervene, by U.S. or foreign governments, central banks, or supranational entities; or by currency controls or political or regulatory developments in the U.S. or abroad.

Depository Receipts Risk. Depository receipts are certificates issued by a financial institution evidencing ownership of underlying foreign securities. While depository receipts involve many of the same risks of investing directly in the underlying foreign securities, they may be less liquid and more volatile than investing directly in such securities. Depository receipts are subject to the risk of fluctuation in the currency exchange rate if, as is often the case, the underlying foreign securities are denominated in foreign currency, and there may be an imperfect correlation between the market value of depository receipts and the underlying foreign securities.

Foreign and Emerging Market Risk. Foreign securities involve risks in addition to those associated with comparable U.S. securities. Additional risks include exposure to less developed or less efficient trading markets; social, political, diplomatic, or economic instability; trade barriers and other protectionist trade policies (including those of the U.S.); imposition of economic sanctions against a particular country or countries, organizations, companies, entities and/or individuals; significant government involvement in an economy and/or market structure; fluctuations in foreign currencies or currency redenomination; potential for default on sovereign debt; nationalization or expropriation of assets; settlement, custodial or other operational risks; higher transaction costs; confiscatory withholding or other taxes; and less stringent auditing and accounting, corporate disclosure, governance, and legal standards. As a result, foreign securities may fluctuate more widely in price, and may also be less liquid, than comparable U.S. securities. Regardless of where a company is organized or its stock is traded, its performance may be affected significantly by events in regions from which it derives its profits or in which it conducts significant operations.

Investing in emerging market countries involves risks in addition to and greater than those generally associated with investing in more developed foreign countries. The governments of emerging market countries may be more unstable and more likely to impose capital controls, nationalize a company or industry, place restrictions on foreign ownership and on withdrawing sale proceeds of securities from the country, intervene in the financial markets, and/or impose burdensome taxes that could adversely affect security prices. To the extent a foreign security is denominated in U.S. dollars, there is also the risk that a foreign government will not let U.S. dollar-denominated assets leave the country. In addition, the economies of emerging market countries may be dependent on relatively few industries that are more susceptible to local and global changes. Emerging market countries may also have less developed legal and accounting systems, and their legal systems may deal with issuer bankruptcies and defaults differently than U.S. law would. Securities markets in emerging market countries are also relatively small and have substantially lower trading volumes. Securities of issuers in emerging market countries may be more volatile and less liquid than

securities of issuers in foreign countries with more developed economies or markets and the situation may require that the Fund fair value its holdings in those countries.

Securities of issuers traded on foreign exchanges may be suspended, either by the issuers themselves, by an exchange, or by governmental authorities. The likelihood of such suspensions may be higher for securities of issuers in emerging or less-developed market countries than in countries with more developed markets. Trading suspensions may be applied from time to time to the securities of individual issuers for reasons specific to that issuer, or may be applied broadly by exchanges or governmental authorities in response to market events. Suspensions may last for significant periods of time, during which trading in the securities and in instruments that reference the securities, such as derivative instruments, may be halted. In the event that the Fund holds material positions in such suspended securities or instruments, the Fund's ability to liquidate its positions or provide liquidity to investors may be compromised and the Fund could incur significant losses.

From time to time, based on market or economic conditions, the Fund may invest a significant portion of its assets in one country or geographic region. If the Fund does so, there is a greater risk that economic, political, regulatory, diplomatic, social and environmental conditions in that particular country or geographic region may have a significant impact on the Fund's performance and that the Fund's performance will be more volatile than the performance of more geographically diversified funds.

Most economies in the Greater China region are generally considered emerging markets and carry the risks associated with emerging markets, as well as risks particular to the region. Events in any one country within the region may impact other countries in the region or the Greater China region as a whole. The economies, industries, and securities and currency markets of the Greater China region may be adversely affected by slow economic activity worldwide, protectionist trade policies, dependence on exports and international trade, currency devaluations and other currency exchange rate fluctuations, restrictions on monetary repatriation, increasing competition from Asia's low-cost emerging economies, environmental events and natural disasters that may occur in the Greater China region, and military conflicts either in response to social unrest or with other countries.

Frontier Markets Risk. Frontier markets, which are foreign countries in the earliest stages of development, involve risks in addition to and greater than foreign and emerging markets. Investing in frontier markets involves unique risks, such as exposure to economies less diverse and mature than those of more developed foreign markets. Frontier markets are subject to economic, political, and socioeconomic instability that may cause larger price movements in frontier market securities than in securities of issuers based in more developed foreign markets, including securities of issuers in emerging markets. Frontier markets generally receive less investor attention than more developed markets, including those in emerging markets, and may have a high concentration of market capitalization and trading volume in a small number of companies representing a limited number of industries. Frontier market securities are subject to extreme volatility and extended periods of illiquidity. In addition, the currencies of frontier market countries may exhibit erratic movements.

Growth Stock Risk. Because the prices of most growth stocks are based on future expectations, these stocks tend to be more sensitive than value stocks to bad economic news and negative earnings surprises. When these expectations are not met or decrease, the prices of these stocks may decline, sometimes sharply, even if earnings showed an absolute increase. Bad economic news or changing investor perceptions may adversely affect growth stocks across several sectors and industries simultaneously.

Issuer-Specific Risk. An individual security may be more volatile, and may perform differently, than the market as a whole.

Liquidity Risk. From time to time, the trading market for a particular investment in which the Fund invests, or a particular type of instrument in which the Fund is invested, may become less liquid or even illiquid. Illiquid investments frequently can be more difficult to purchase or sell at an advantageous price or time, and there is a greater risk that the investments may not be sold for the price at which the Fund is carrying them. Certain investments that were liquid when the Fund purchased them may become illiquid, sometimes abruptly. Additionally, market closures due to holidays or other factors may render a security or group of securities (e.g., securities tied to a particular country or geographic region) illiquid for a period of time. An inability to sell a portfolio position can adversely affect the Fund's value or prevent the Fund from being able to take advantage of other investment opportunities. Market prices for such securities or other investments may be volatile. During periods of substantial market volatility, an investment or even an entire market segment may become illiquid, sometimes abruptly, which can adversely affect the Fund's ability to limit losses.

Unexpected episodes of illiquidity, including due to market or political factors, instrument or issuer-specific factors and/or unanticipated outflows or other factors, may limit the Fund's ability to pay redemption proceeds within the allowable time period. To meet redemption requests during periods of illiquidity, the Fund may be forced to sell securities at an unfavorable time and/or under unfavorable conditions.

Market Capitalization Risk. To the extent the Fund invests in securities of small-, mid-, or large-cap companies, it takes on the associated risks. At times, any of these market capitalizations may be out of favor with investors. Compared to small- and mid-cap companies, large-cap companies may be unable to respond as quickly to changes and opportunities and may grow at a slower rate. Compared to large-cap companies, small- and mid-cap companies may depend on a more limited management group, may have a shorter history of operations, less publicly available information, less stable earnings and limited product lines, markets or financial resources. The securities of small- and mid-cap companies are often more volatile, which at times can be rapid and unpredictable, and less liquid than the securities of larger companies and may be more affected than other types of securities by the underperformance of a sector, during market downturns, by adverse publicity and investor perceptions, by interest rate changes and by government regulation.

Market Volatility Risk. Markets may be volatile and values of individual securities and other investments, including those of a particular type, may decline significantly in response to adverse issuer, political, regulatory, market, economic or other developments that may cause broad changes in market value, public perceptions concerning these developments, and adverse investor sentiment or publicity. Geopolitical and other risks, including environmental and public health risks may add to instability in world economies and markets generally. Changes in value may be temporary or may last for extended periods. If the Fund sells a portfolio position before it reaches its market peak, it may miss out on opportunities for better performance.

Other Investment Company Risk. To the extent the Fund invests in other investment companies, including money market funds and exchange-traded funds (ETFs), its performance will be affected by the performance of those other investment companies. Investments in other investment companies are subject to the risks of the other investment companies' investments, as well as to the other investment companies' expenses.

An ETF may trade in the secondary market at a price below the value of its underlying portfolio, may not be liquid and may be halted by the listing exchange. An actively managed ETF's performance will reflect its adviser's ability to make investment decisions that are suited to achieving the ETF's investment objectives. A passively managed ETF may not replicate the performance of the index it intends to track.

Preferred Securities Risk. Preferred securities, which are a form of hybrid security (i.e., a security with both debt and equity characteristics), may pay fixed or adjustable rates of return. Preferred securities are subject to issuer-specific and market risks applicable generally to equity securities, however, unlike common stocks, participation in the growth of an issuer may be limited. Distributions on preferred securities are generally payable at the discretion of the issuer's board of directors and after the company makes required payments to holders of its debt securities. For this reason, preferred securities are subject to greater credit, interest, and liquidation risk than debt securities, and the value of preferred securities will usually react more strongly than debt securities to actual or perceived changes in the company's financial condition or prospects. Preferred securities of smaller companies may be more vulnerable to adverse developments than preferred securities of larger companies. Preferred securities may be less liquid than common stocks.

Private Companies and Pre-IPO Investments Risk. Investments in private companies, including companies that have not yet issued securities publicly in an initial public offering ("IPO") ("pre-IPO shares"), involve greater risks than investments in securities of companies that have traded publicly on an exchange for extended periods of time. Investments in these companies are generally less liquid than investments in securities issued by public companies and may be difficult for the Fund to value. Compared to public companies, private companies may have a more limited management group and limited operating histories with narrower, less established product lines and smaller market shares, which may cause them to be more vulnerable to competitors' actions, market conditions and consumer sentiment with respect to their products or services, as well as general economic downturns. In addition, private companies may have limited financial resources and may be unable to meet their obligations. The Fund may only have limited access to a private company's actual financial results and there is no assurance that the information obtained by the Fund is reliable. These companies may not ever issue shares in an IPO and a liquid market for their shares may never develop, which could adversely affect the Fund's liquidity. If the company does issue shares in an IPO, IPOs are risky and volatile and may cause the value of the Fund's investment to decrease significantly. Moreover, because securities issued by private companies are generally not freely or publicly tradable, the Fund may not have the opportunity to purchase, or the ability to sell, these securities in the amounts, or at the prices, the Fund desires.

Private Placements and Other Restricted Securities Risk. Private placements and other restricted securities, including securities for which Fund management has material non-public information, are securities that are subject to legal and/or contractual restrictions on their sales. These securities may not be sold to the public unless certain conditions are met, which may include registration under the applicable securities laws. As a result of the absence of a public trading market, the prices of these securities may be more difficult to determine than publicly traded securities and these securities may involve heightened risk as compared to

investments in securities of publicly traded companies. Private placements and other restricted securities may be illiquid, and it frequently can be difficult to sell them at a time when it may otherwise be desirable to do so or the Fund may be able to sell them only at prices that are less than what the Fund regards as their fair market value. Transaction costs may be higher for these securities. In addition, the Fund may get only limited information about the issuer of a private placement or other restricted security.

Recent Market Conditions. Both U.S. and international markets have experienced significant volatility in recent years. As a result of such volatility, investment returns may fluctuate significantly. National economies are substantially interconnected, as are global financial markets, which creates the possibility that conditions in one country or region might adversely impact issuers in a different country or region. However, the interconnectedness of economies and/or markets may be diminishing or changing, which may impact such economies and markets in ways that cannot be foreseen at this time.

Some countries, including the U.S., have adopted more protectionist trade policies, which is a trend that appears to be continuing globally. Slowing global economic growth, the rise in protectionist trade policies, inflationary pressures, changes to some major international trade and security agreements, risks associated with the trade and security agreement between countries and regions, including the U.S. and other foreign nations, political or economic dysfunction within some countries or regions, including the U.S., and dramatic changes in consumer sentiment, commodity prices and currency values could affect the economies and markets of many nations, including the U.S., in ways that cannot necessarily be foreseen at the present time and may create significant volatility in the markets. In addition, these policies, including the impact on the U.S. dollar, may decrease foreign demand for U.S. assets, which could have a negative impact on certain issuers and/or industries.

The Federal Reserve and certain foreign central banks have started to lower interest rates, though economic or other factors, such as inflation, could stop such changes. It is difficult to accurately predict the pace at which interest rates might change, the timing, frequency or magnitude of any such changes in interest rates, or when such changes might stop or again reverse course. Additionally, various economic and political factors could cause the Federal Reserve or other foreign central banks to change their approach in the future and such actions may result in an economic slowdown both in the U.S. and abroad. Unexpected changes in interest rates could lead to significant market volatility or reduce liquidity in certain sectors of the market. Deteriorating economic fundamentals may, in turn, increase the risk of default or insolvency of particular issuers, negatively impact market value, cause credit spreads to widen, and reduce bank balance sheets. Any of these could cause an increase in market volatility, reduce liquidity across various markets or decrease confidence in the markets.

Regulators in the U.S. have adopted a number of changes to regulations involving the markets and issuers, some of which apply to the Fund. The full effect of such regulations is not currently known and certain changes to regulation could limit the Fund's ability to pursue its investment strategies or make certain investments, may make it more costly for it to operate, or adversely impact performance. Additionally, it is possible that such regulations could be further revised or rescinded, which creates material uncertainty on their impact to the Fund.

Advancements in technology, including advanced development and increased regulation of artificial intelligence, may adversely impact market movements and liquidity. As artificial intelligence is used more widely, which can occur relatively rapidly, the profitability and growth of certain issuers and industries may be negatively impacted in ways that cannot be foreseen and could adversely impact its performance.

Tensions, war, or open conflict between nations, such as between Russia and Ukraine, in the Middle East, or in eastern Asia could affect the economies of many nations, including the United States. The duration of ongoing hostilities and any sanctions and related events cannot be predicted. Those events present material uncertainty and risk with respect to markets globally and the performance of the Fund and its investments or operations could be negatively impacted.

High public debt in the U.S. and other countries creates ongoing systemic and market risks and policymaking uncertainty. There is no assurance that the U.S. Congress will act to raise the nation's debt ceiling; a failure to do so could cause market turmoil and substantial investment risks that cannot now be fully predicted. Unexpected political, regulatory and diplomatic events within the U.S. and abroad may affect investor and consumer confidence and may adversely impact financial markets and the broader economy.

Global climate change can have potential effects on property and security values. Certain issuers, industries and regions may be adversely affected by the impact of climate change in ways that cannot be foreseen. The impact of legislation, regulation and international accords related to climate change, including any direct or indirect consequences that may not be foreseen, may negatively impact certain issuers, industries and regions.

Redemption Risk. The Fund may experience periods of large or frequent redemptions that could cause the Fund to sell assets at inopportune times, which could have a negative impact on the Fund's overall liquidity, or at a loss or depressed value.

Redemption risk is greater to the extent that one or more investors or intermediaries control a large percentage of investments in the Fund and the risk is heightened during periods of declining or illiquid markets. Large redemptions could hurt the Fund's performance, increase transaction costs, and create adverse tax consequences.

REITs and Other Real Estate Companies Risk. REITs and other real estate company securities are subject to risks similar to those of direct investments in real estate and the real estate industry in general, including, among other risks: general and local economic conditions; changes in interest rates; declines in property values; defaults by mortgagors or other borrowers and tenants; increases in property taxes and other operating expenses; overbuilding in their sector of the real estate market; fluctuations in rental income; lack of availability of mortgage funds or financing; extended vacancies of properties, especially during economic downturns; changes in tax and regulatory requirements; losses due to environmental liabilities; casualty or condemnation losses; changing social trends regarding working arrangements; or other economic, social, political, or regulatory matters affecting the real estate industry. REITs also are dependent upon the skills and creditworthiness of their managers, subject to heavy cash flow dependency or self-liquidation and generally not diversified.

Regardless of where a REIT is organized or traded, its performance may be affected significantly by events in the region where its properties are located. Domestic REITs could be adversely affected by failure to qualify for tax-free "pass-through" of distributed net investment income and net realized gains under the Internal Revenue Code of 1986, as amended, ("Code") or to maintain their exemption from registration under the Investment Company Act of 1940, as amended. The value of REIT common shares may decline when interest rates rise. REITs and other real estate company securities tend to be small- to mid-cap securities and are subject to the risks of investing in small- to mid-cap securities.

Sector Risk. From time to time, based on market or economic conditions, the Fund may have significant positions in one or more sectors of the market. To the extent the Fund invests more heavily in particular sectors, its performance will be especially sensitive to developments that significantly affect those sectors. Individual sectors or sub-sectors may be more volatile, and may perform differently, than the broader market. The industries that constitute a sector may all react in the same way to economic, political or regulatory events.

Securities Lending Risk. Securities lending involves a possible delay in recovery of the loaned securities or a possible loss of rights in the collateral should the borrower fail financially. The Fund could also lose money if the value of the collateral decreases.

Value Stock Risk. Value stocks are those stocks whose stock prices, whether based on earnings, book value, or other financial measures, do not reflect their full economic opportunities. Value stocks may remain undervalued for extended periods of time, may decrease in value during a given period, may not ever realize what the portfolio management team believes to be their full value, or the portfolio management team's assumptions about intrinsic value or potential for appreciation may be incorrect. This may happen, among other reasons, because of a failure to anticipate which stocks or industries would benefit from changing market or economic conditions or investor preferences.

Risks of Investing in Variable Interest Entities. For purposes of raising capital offshore on exchanges outside of the People's Republic of China (PRC), including on U.S. exchanges, many PRC-based operating companies are structured as entities commonly-referred to as variable interest entities ("VIEs"). In a typical VIE structure, the onshore PRC-based operating company is the VIE and establishes an entity, which is typically offshore in a foreign jurisdiction, such as the Cayman Islands. The offshore entity enters into contractual arrangements with the VIE and lists on an exchange outside of the PRC and issues exchange-traded shares that are sold to the public, including the Fund. This structure enables PRC companies in which the PRC government restricts foreign ownership to raise capital from foreign investors. While the offshore entity has no legal equity ownership of the VIE, its contractual arrangements with the VIE permit the offshore entity to consolidate the VIE's financial statements with its own for Financial Accounting Standards Board accounting purposes and provide for economic exposure to the performance of the underlying onshore PRC-based operating company. Therefore, an investor in the listed offshore entity, such as the Fund, will have exposure to the onshore PRC-based operating company only through its contractual arrangements with the VIE and has no legal ownership in the VIE. Furthermore, because the offshore entity only has specific rights provided for in these contractual arrangements with the VIE, its abilities to control the activities of the VIE are limited and the VIE may engage in activities that negatively impact the investment value. While the VIE structure has been widely adopted, it is not formally or legally recognized under PRC law and therefore there is a risk that the PRC government could restrict the effectiveness of such structures or negatively impact the VIE's contractual arrangements with the listed offshore entity by making them invalid under PRC law. If the agreements are breached or if the agreements are otherwise determined not to be enforceable under PRC law, investors in the listed offshore entity, such as the Fund, may suffer significant losses with little or no recourse available. If the PRC government

determines that the contractual agreements involving VIE structures do not comply with PRC laws and regulations, including those related to restrictions on foreign ownership, it could subject a VIE to numerous sanctions such as penalties, revocation of business and operating licenses, invalidate or terminate contractual arrangements and/or forfeiture or non-recognition of ownership interest.

In addition, PRC companies listed on U.S. exchanges, including ADRs and companies that rely on VIE structures, may be delisted if they do not meet U.S. accounting standards and auditor oversight requirements. Delisting could significantly decrease the liquidity and value of the securities of these companies, decrease the ability of a Fund to invest in such securities and increase the cost of the Fund if it is required to seek alternative markets in which to invest in such securities.

Warrants and Rights Risk. Warrants and rights do not carry with them the right to dividends or voting rights with respect to the securities that they entitle their holder to purchase, and they do not represent any rights in the assets of the issuer. As a result, warrants and rights may be considered more speculative than certain other types of investments. In addition, the value of a warrant or right does not necessarily change with the value of the underlying securities. The Fund could lose the value of a warrant or right if the right to subscribe to additional shares is not exercised prior to the warrant's or right's expiration date. The market for warrants and rights may be very limited and there may at times not be a liquid secondary market for warrants and rights.

A summary of the Fund's additional principal investment risks is as follows:

Risk of Increase in Expenses. A decline in the Fund's average net assets during the current fiscal year due to market volatility or other factors could cause the Fund's expenses for the current fiscal year to be higher than the expense information presented in "Fees and Expenses."

Operational and Cybersecurity Risk. The Fund and its service providers, and your ability to transact with the Fund, may be negatively impacted due to operational matters arising from, among other problems, human errors, processing and communications errors, counterparty and third-party disruptions or errors, systems and technology disruptions or failures, or cybersecurity incidents. Cybersecurity incidents may allow an unauthorized party to gain access to fund assets, customer data, or proprietary information, or cause the Fund or its service providers, as well as the securities trading venues and their service providers, to suffer data corruption or lose operational functionality, including those related to critical functions. Cybersecurity incidents can result from deliberate attacks or unintentional events. It is not possible for the Manager or the other Fund service providers to identify all of the cybersecurity or other operational risks that may affect the Fund or to develop processes and controls to completely eliminate or mitigate their occurrence or effects. Most issuers in which the Fund invests are heavily dependent on computers for data storage and operations, and require ready access to the internet to conduct their business. Thus, cybersecurity incidents could also affect issuers of securities in which the Fund invests, leading to significant loss of value.

Artificial Intelligence. The Fund and its service providers, including its adviser, may utilize artificial intelligence ("AI") technologies, including machine learning models and generative AI, to improve operational efficiency and in connection with research. In addition, counterparties used by the Fund may utilize AI in their business activities. While the Manager may restrict certain uses of AI tools, the Fund and its adviser are not in a position to control the use of AI in third-party products or services. The use of AI introduces numerous potential challenges and the use of AI can lead to reputational damage, legal liabilities, and competitive disadvantages, as well as negatively impact business operations, which may occur with or without mismanagement in the use of the AI. AI requires the collection and processing of substantial amounts of data, which poses risks of data inaccuracies, incompleteness, and inherent biases, and which can degrade the technology's effectiveness and reliability. Such data can include proprietary information, the use of which by AI may be unauthorized and subject to potential liability. Rapid technological advancements further complicate risk predictions, and competitors who adopt AI more swiftly may gain a competitive edge. The complexity and opacity of AI systems raise significant accountability and ethical concerns. AI has enhanced the ability of threat actors to amplify the potency, scale, and speed of cybersecurity attacks. AI's role in increasing automation raises concerns about job displacement and may lead to economic and social disruptions. The unpredictable nature of AI's impact on market dynamics complicates traditional risk assessment models, making it challenging to identify risks and opportunities using historical data. Legal and regulatory frameworks governing AI's use, particularly concerning data privacy and protection, are evolving rapidly. These changes could materially alter how AI is used, which may negatively impact the Fund.

Risk Management. Risk is an essential part of investing. No risk management program can eliminate the Fund's exposure to adverse events; at best, it may only reduce the possibility that the Fund will be affected by such events, and especially those risks that are not intrinsic to the Fund's investment program. The Fund could experience losses if judgments about risk prove to be incorrect.

Valuation Risk. The Fund may not be able to sell an investment at the price at which the Fund has valued the investment. Such differences could be significant, particularly for illiquid securities and securities that trade in relatively thin markets and/or markets that experience extreme volatility. If market or other conditions make it difficult to value an investment, the Fund may be required to value such investments using more subjective methods, known as fair value methodologies. Using fair value methodologies to price investments may result in a value that is different from an investment's most recent price and from the prices used by other funds to calculate their NAVs. The Fund uses pricing services to provide values for certain securities and there is no assurance that the Fund will be able to sell an investment at the price established by such pricing services. The Fund's ability to value its investments in an accurate and timely manner may be impacted by technological issues and/or errors by third party service providers, such as pricing services or accounting agents.

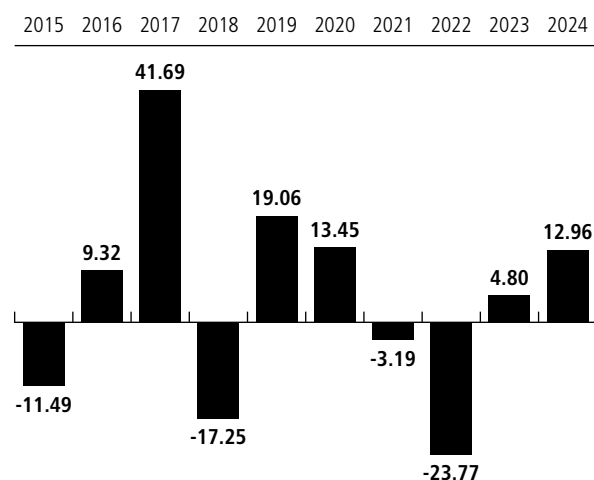
PERFORMANCE

The following bar chart and table provide an indication of the risks of investing in the Fund. The bar chart shows how the Fund's performance has varied from year to year. The table below the bar chart shows what the returns would equal if you averaged out actual performance over various lengths of time and compares the returns with the returns of a broad based market index. The index, which is described in "Descriptions of Indices" in the prospectus, has characteristics relevant to the Fund's investment strategy.

Returns would have been lower/higher if the Manager had not reimbursed/recouped certain expenses and/or waived a portion of the investment management fees during certain of the periods shown.

Past performance (before and after taxes) is not a prediction of future results. Visit www.nb.com or call 800-366-6264 for updated performance information.

YEAR-BY-YEAR % RETURNS AS OF 12/31 EACH YEAR



Best quarter:	Q2 2020	18.05%
Worst quarter:	Q1 2020	-23.70%
Year to Date performance as of:	09/30/2025	30.91%

AVERAGE ANNUAL TOTAL % RETURNS AS OF 12/31/2024

Emerging Markets Equity Fund	1 Year	5 Years	10 Years
Return Before Taxes	12.96	-0.18	2.96
Return After Taxes on Distributions	12.89	-0.37	2.74
Return After Taxes on Distributions and Sale of Fund Shares	7.72	-0.14	2.30
MSCI Emerging Markets Index (Net) (reflects reinvested dividends net of withholding taxes, but reflects no deduction for fees, expenses or taxes)	7.50	1.70	3.64

After-tax returns are calculated using the historical highest individual federal marginal income tax rates and do not reflect the impact of state and local taxes. Actual after-tax returns depend on an investor's tax situation and may differ from those shown. After-tax returns are not relevant to investors who hold their Fund shares through tax-deferred arrangements, such as 401(k) plans or individual retirement accounts. Return After Taxes on Distributions and Sale of Fund Shares may be higher than other returns for the same period due to a tax benefit of realizing a capital loss upon the sale of Fund shares.

INVESTMENT MANAGER

Neuberger Berman Investment Advisers LLC ("Manager") is the Fund's investment manager.

PORTFOLIO MANAGER

The Fund is co-managed by Vera German (Portfolio Manager) and Juan Torres (Portfolio Manager). Ms. German and Mr. Torres have managed the Fund since January 2026.

BUYING AND SELLING SHARES

You may purchase, redeem (sell) or exchange shares of the Fund on any day the New York Stock Exchange is open, at the Fund's net asset value per share next determined after your order is received in proper form. Shares of the Fund generally are available only through certain investment providers, such as banks, brokerage firms, retirement plan administrators, and financial advisers. Contact any investment provider authorized to sell the Fund's shares. See "Maintaining Your Account" in the prospectus for eligibility requirements for purchases of Class R6 shares.

For certain institutional investors, shares of the Fund may be available directly from Neuberger Berman BD LLC by regular, first class mail (Neuberger Funds, P.O. Box 219189, Kansas City, MO 64121-9189), by express delivery, registered mail, or certified mail (Neuberger Funds, 801 Pennsylvania Ave, Suite 219189, Kansas City, MO 64105-1307), or by wire, fax, telephone, or exchange (call 800-366-6264 for instructions). See "Maintaining Your Account" in the prospectus for eligibility requirements for direct purchases of shares and for instructions on buying and redeeming (selling) shares directly.

The Fund does not impose minimum purchase requirements for Class R6 shares. However, you should contact your investment provider to determine whether it imposes minimum purchase requirements.

TAX INFORMATION

Unless you invest in the Fund through a tax-advantaged retirement plan or account or are a tax-exempt investor, you will be subject to tax on Fund distributions to you of ordinary income and/or net capital gains. Those distributions generally are not taxable to such a plan or account or a tax-exempt investor, although withdrawals from certain retirement plans and accounts generally are subject to federal income tax.

PAYMENTS TO INVESTMENT PROVIDERS AND OTHER FINANCIAL INTERMEDIARIES

If you purchase shares of another class of the Fund through an investment provider or other financial intermediary, such as a bank, brokerage firm, workplace retirement program, or financial adviser (who may be affiliated with Neuberger), the Fund and/or Neuberger Berman BD LLC and/or its affiliates may pay the intermediary for the sale of shares of those other classes of the Fund and related services. These payments may create a conflict of interest by influencing the investment provider or other financial intermediary and its employees to recommend the Fund or those other classes of the Fund over another investment. **Neuberger does not provide ongoing payments to third parties for any record-keeping, revenue sharing or administrative services in connection with investments in Class R6.** To the extent the Fund makes such payments with respect to another class, they can come only out of the assets of that other class.

Neuberger Genesis Fund

Class R6 Shares (NRGSX)

GOAL

The Fund seeks growth of capital.

FEES AND EXPENSES

These tables describe the fees and expenses that you may pay if you buy, hold or sell shares of the Fund. **You may pay other fees, such as brokerage commissions and other fees to financial intermediaries, which are not reflected in the table and example below.**

Shareholder Fees <i>(fees paid directly from your investment)</i>	None
Annual Fund Operating Expenses <i>(expenses that you pay each year as a % of the value of your investment)</i>	
Management fees	0.71
Distribution and/or shareholder service (12b-1) fees	None
Other expenses	0.03
Total annual operating expenses	0.74

Expense Example

The expense example can help you compare costs among mutual funds. The example assumes that you invested \$10,000 for the periods shown, that you redeemed all of your shares at the end of those periods, that the Fund earned a hypothetical 5% total return each year, and that the Fund's expenses were those in the table. Actual performance and expenses may be higher or lower.

	1 Year	3 Years	5 Years	10 Years
Class R6	\$76	\$237	\$411	\$918

Portfolio Turnover

The Fund pays transaction costs, such as commissions, when it buys and sells securities (or "turns over" its portfolio). A higher portfolio turnover rate may indicate higher transaction costs and may result in higher taxes when Fund shares are held in a taxable account. These costs, which are not reflected in annual operating expenses or in the example, affect the Fund's performance. During the most recent fiscal year, the Fund's portfolio turnover rate was 23% of the average value of its portfolio.

PRINCIPAL INVESTMENT STRATEGIES

To pursue its goal, the Fund invests mainly in common stocks of small-capitalization companies, which it defines as those with a total market capitalization within the market capitalization range of companies in the Russell 2000® Index at the time of initial purchase. The market capitalization of the companies in the Fund's portfolio and the Russell 2000® Index changes over time and the Fund may continue to hold or add to a position in a company after its market capitalization has moved outside the range of the Russell 2000® Index.

The Fund seeks to reduce risk by diversifying among many companies and industries. At times, the Portfolio Managers may emphasize certain sectors that they believe will benefit from market or economic trends.

Although the Fund invests primarily in domestic stocks, it may also invest in stocks of foreign companies.

The Portfolio Managers generally look for what they believe to be undervalued companies whose current market shares and balance sheets are strong. In addition, the Portfolio Managers tend to focus on companies whose financial strength is largely based on existing business lines rather than on projected growth. Factors in identifying these firms may include: a history of above-average returns; an established market niche; circumstances that would make it difficult for new competitors to enter the market; the ability to finance their own growth; and a belief that the company has sound future business prospects. This approach is designed to let the Fund benefit from potential increases in stock prices, while endeavoring to limit the risks typically associated with small-cap stocks.

As part of their fundamental investment analysis the Portfolio Managers consider environmental, social and governance factors they believe are financially material to individual investments, where applicable. While this analysis is inherently subjective and

may be informed by both internally generated and third-party metrics, data and other information, the Portfolio Managers believe that the consideration of financially material environmental, social and governance factors, alongside traditional financial metrics, may enhance the Fund's overall investment process. The consideration of environmental, social and governance factors does not apply to certain instruments, such as certain derivative instruments, other registered investment companies, cash and cash equivalents. The consideration of environmental, social and governance factors as part of the investment process does not mean that the Fund pursues a specific "impact" or "sustainable" investment strategy.

The Portfolio Managers follow a disciplined selling strategy and may sell a security when it reaches a target price, if a company's business fails to perform as expected, or when other opportunities appear more attractive.

PRINCIPAL INVESTMENT RISKS

Most of the Fund's performance depends on what happens in the stock market, the Portfolio Managers' evaluation of those developments, and the success of the Portfolio Managers in implementing the Fund's investment strategies. The market's behavior can be difficult to predict, particularly in the short term. There can be no guarantee that the Fund will achieve its goal. The Fund may take temporary defensive and cash management positions; to the extent it does, it will not be pursuing its principal investment strategies.

The actual risk exposure taken by the Fund in its investment program will vary over time, depending on various factors including the Portfolio Managers' evaluation of issuer, political, regulatory, market, or economic developments. There can be no guarantee that the Portfolio Managers will be successful in their attempts to manage the risk exposure of the Fund or will appropriately evaluate or weigh the multiple factors involved in investment decisions, including issuer, market and/or instrument-specific analysis, valuation and financially material environmental, social and governance factors.

The Fund is a mutual fund, not a bank deposit, and is not guaranteed or insured by the Federal Deposit Insurance Corporation or any other government agency. The value of your investment may fall, sometimes sharply, and you could lose money by investing in the Fund.

Each of the following risks, which are described in alphabetical order and not in order of any presumed importance, can significantly affect the Fund's performance. The relative importance of, or potential exposure as a result of, each of these risks will vary based on market and other investment-specific considerations.

Foreign Risk. Foreign securities involve risks in addition to those associated with comparable U.S. securities. Additional risks include exposure to less developed or less efficient trading markets; social, political, diplomatic, or economic instability; trade barriers and other protectionist trade policies (including those of the U.S.); imposition of economic sanctions against a particular country or countries, organizations, companies, entities and/or individuals; significant government involvement in an economy and/or market structure; fluctuations in foreign currencies or currency redenomination; potential for default on sovereign debt; nationalization or expropriation of assets; settlement, custodial or other operational risks; higher transaction costs; confiscatory withholding or other taxes; and less stringent auditing and accounting, corporate disclosure, governance, and legal standards. As a result, foreign securities may fluctuate more widely in price, and may also be less liquid, than comparable U.S. securities. World markets, or those in a particular region, may all react in similar fashion to important economic or political developments. In addition, foreign markets may perform differently than the U.S. market. The effect of economic instability on specific foreign markets or issuers may be difficult to predict or evaluate. Regardless of where a company is organized or its stock is traded, its performance may be affected significantly by events in regions from which it derives its profits or in which it conducts significant operations.

Securities of issuers traded on foreign exchanges may be suspended, either by the issuers themselves, by an exchange, or by governmental authorities. Trading suspensions may be applied from time to time to the securities of individual issuers for reasons specific to that issuer, or may be applied broadly by exchanges or governmental authorities in response to market events. In the event that the Fund holds material positions in such suspended securities or instruments, the Fund's ability to liquidate its positions or provide liquidity to investors may be compromised and the Fund could incur significant losses.

Issuer-Specific Risk. An individual security may be more volatile, and may perform differently, than the market as a whole.

Market Volatility Risk. Markets may be volatile and values of individual securities and other investments, including those of a particular type, may decline significantly in response to adverse issuer, political, regulatory, market, economic or other developments that may cause broad changes in market value, public perceptions concerning these developments, and adverse investor sentiment or publicity. Geopolitical and other risks, including environmental and public health risks may add to instability in world economies and markets generally. Changes in value may be temporary or may last for extended periods. If the Fund sells a portfolio position before it reaches its market peak, it may miss out on opportunities for better performance.

Recent Market Conditions. Both U.S. and international markets have experienced significant volatility in recent years. As a result of such volatility, investment returns may fluctuate significantly. National economies are substantially interconnected, as are global financial markets, which creates the possibility that conditions in one country or region might adversely impact issuers in a different country or region. However, the interconnectedness of economies and/or markets may be diminishing or changing, which may impact such economies and markets in ways that cannot be foreseen at this time.

Some countries, including the U.S., have adopted more protectionist trade policies, which is a trend that appears to be continuing globally. Slowing global economic growth, the rise in protectionist trade policies, inflationary pressures, changes to some major international trade and security agreements, risks associated with the trade and security agreement between countries and regions, including the U.S. and other foreign nations, political or economic dysfunction within some countries or regions, including the U.S., and dramatic changes in consumer sentiment, commodity prices and currency values could affect the economies and markets of many nations, including the U.S., in ways that cannot necessarily be foreseen at the present time and may create significant volatility in the markets. In addition, these policies, including the impact on the U.S. dollar, may decrease foreign demand for U.S. assets, which could have a negative impact on certain issuers and/or industries.

The Federal Reserve and certain foreign central banks have started to lower interest rates, though economic or other factors, such as inflation, could stop such changes. It is difficult to accurately predict the pace at which interest rates might change, the timing, frequency or magnitude of any such changes in interest rates, or when such changes might stop or again reverse course. Additionally, various economic and political factors could cause the Federal Reserve or other foreign central banks to change their approach in the future and such actions may result in an economic slowdown both in the U.S. and abroad. Unexpected changes in interest rates could lead to significant market volatility or reduce liquidity in certain sectors of the market. Deteriorating economic fundamentals may, in turn, increase the risk of default or insolvency of particular issuers, negatively impact market value, cause credit spreads to widen, and reduce bank balance sheets. Any of these could cause an increase in market volatility, reduce liquidity across various markets or decrease confidence in the markets.

Regulators in the U.S. have adopted a number of changes to regulations involving the markets and issuers, some of which apply to the Fund. The full effect of such regulations is not currently known and certain changes to regulation could limit the Fund's ability to pursue its investment strategies or make certain investments, may make it more costly for it to operate, or adversely impact performance. Additionally, it is possible that such regulations could be further revised or rescinded, which creates material uncertainty on their impact to the Fund.

Advancements in technology, including advanced development and increased regulation of artificial intelligence, may adversely impact market movements and liquidity. As artificial intelligence is used more widely, which can occur relatively rapidly, the profitability and growth of certain issuers and industries may be negatively impacted in ways that cannot be foreseen and could adversely impact its performance.

Tensions, war, or open conflict between nations, such as between Russia and Ukraine, in the Middle East, or in eastern Asia could affect the economies of many nations, including the United States. The duration of ongoing hostilities and any sanctions and related events cannot be predicted. Those events present material uncertainty and risk with respect to markets globally and the performance of the Fund and its investments or operations could be negatively impacted.

High public debt in the U.S. and other countries creates ongoing systemic and market risks and policymaking uncertainty. There is no assurance that the U.S. Congress will act to raise the nation's debt ceiling; a failure to do so could cause market turmoil and substantial investment risks that cannot now be fully predicted. Unexpected political, regulatory and diplomatic events within the U.S. and abroad may affect investor and consumer confidence and may adversely impact financial markets and the broader economy.

Global climate change can have potential effects on property and security values. Certain issuers, industries and regions may be adversely affected by the impact of climate change in ways that cannot be foreseen. The impact of legislation, regulation and international accords related to climate change, including any direct or indirect consequences that may not be foreseen, may negatively impact certain issuers, industries and regions.

Redemption Risk. The Fund may experience periods of large or frequent redemptions that could cause the Fund to sell assets at inopportune times, which could have a negative impact on the Fund's overall liquidity, or at a loss or depressed value. Redemption risk is greater to the extent that one or more investors or intermediaries control a large percentage of investments in the Fund and the risk is heightened during periods of declining or illiquid markets. Large redemptions could hurt the Fund's performance, increase transaction costs, and create adverse tax consequences.

Sector Risk. From time to time, based on market or economic conditions, the Fund may have significant positions in one or more sectors of the market. To the extent the Fund invests more heavily in particular sectors, its performance will be especially sensitive to developments that significantly affect those sectors. Individual sectors or sub-sectors may be more volatile, and may perform differently, than the broader market. The industries that constitute a sector may all react in the same way to economic, political or regulatory events.

Small- and Mid-Cap Companies Risk. At times, small- and mid-cap companies may be out of favor with investors. Compared to larger companies, small- and mid-cap companies may depend on a more limited management group, may have a shorter history of operations, less publicly available information, less stable earnings, and limited product lines, markets or financial resources. The securities of small- and mid-cap companies are often more volatile, which at times can be rapid and unpredictable, and less liquid than the securities of larger companies and may be more affected than other types of securities by the underperformance of a sector, during market downturns, by adverse publicity and investor perceptions, by interest rate changes and by government regulation. To the extent the Fund holds securities of mid-cap companies, the Fund will be subject to their risks.

Value Stock Risk. Value stocks are those stocks whose stock prices, whether based on earnings, book value, or other financial measures, do not reflect their full economic opportunities. Value stocks may remain undervalued for extended periods of time, may decrease in value during a given period, may not ever realize what the portfolio management team believes to be their full value, or the portfolio management team's assumptions about intrinsic value or potential for appreciation may be incorrect. This may happen, among other reasons, because of a failure to anticipate which stocks or industries would benefit from changing market or economic conditions or investor preferences.

A summary of the Fund's additional principal investment risks is as follows:

Risk of Increase in Expenses. A decline in the Fund's average net assets during the current fiscal year due to market volatility or other factors could cause the Fund's expenses for the current fiscal year to be higher than the expense information presented in "Fees and Expenses."

Operational and Cybersecurity Risk. The Fund and its service providers, and your ability to transact with the Fund, may be negatively impacted due to operational matters arising from, among other problems, human errors, processing and communications errors, counterparty and third-party disruptions or errors, systems and technology disruptions or failures, or cybersecurity incidents. Cybersecurity incidents may allow an unauthorized party to gain access to fund assets, customer data, or proprietary information, or cause the Fund or its service providers, as well as the securities trading venues and their service providers, to suffer data corruption or lose operational functionality, including those related to critical functions. Cybersecurity incidents can result from deliberate attacks or unintentional events. It is not possible for the Manager or the other Fund service providers to identify all of the cybersecurity or other operational risks that may affect the Fund or to develop processes and controls to completely eliminate or mitigate their occurrence or effects. Most issuers in which the Fund invests are heavily dependent on computers for data storage and operations, and require ready access to the internet to conduct their business. Thus, cybersecurity incidents could also affect issuers of securities in which the Fund invests, leading to significant loss of value.

Artificial Intelligence. The Fund and its service providers, including its adviser, may utilize artificial intelligence ("AI") technologies, including machine learning models and generative AI, to improve operational efficiency and in connection with research. In addition, counterparties used by the Fund may utilize AI in their business activities. While the Manager may restrict certain uses of AI tools, the Fund and its adviser are not in a position to control the use of AI in third-party products or services. The use of AI introduces numerous potential challenges and the use of AI can lead to reputational damage, legal liabilities, and competitive disadvantages, as well as negatively impact business operations, which may occur with or without mismanagement in the use of the AI. AI requires the collection and processing of substantial amounts of data, which poses risks of data inaccuracies, incompleteness, and inherent biases, and which can degrade the technology's effectiveness and reliability. Such data can include proprietary information, the use of which by AI may be unauthorized and subject to potential liability. Rapid technological advancements further complicate risk predictions, and competitors who adopt AI more swiftly may gain a competitive edge. The complexity and opacity of AI systems raise significant accountability and ethical concerns. AI has enhanced the ability of threat actors to amplify the potency, scale, and speed of cybersecurity attacks. AI's role in increasing automation raises concerns about job displacement and may lead to economic and social disruptions. The unpredictable nature of AI's impact on market dynamics complicates traditional risk assessment models, making it challenging to identify risks and opportunities using historical data. Legal and regulatory frameworks governing AI's use, particularly concerning data privacy and protection, are evolving rapidly. These changes could materially alter how AI is used, which may negatively impact the Fund.

Risk Management. Risk is an essential part of investing. No risk management program can eliminate the Fund’s exposure to adverse events; at best, it may only reduce the possibility that the Fund will be affected by such events, and especially those risks that are not intrinsic to the Fund’s investment program. The Fund could experience losses if judgments about risk prove to be incorrect.

Valuation Risk. The Fund may not be able to sell an investment at the price at which the Fund has valued the investment. Such differences could be significant, particularly for illiquid securities and securities that trade in relatively thin markets and/or markets that experience extreme volatility. If market or other conditions make it difficult to value an investment, the Fund may be required to value such investments using more subjective methods, known as fair value methodologies. Using fair value methodologies to price investments may result in a value that is different from an investment’s most recent price and from the prices used by other funds to calculate their NAVs. The Fund uses pricing services to provide values for certain securities and there is no assurance that the Fund will be able to sell an investment at the price established by such pricing services. The Fund’s ability to value its investments in an accurate and timely manner may be impacted by technological issues and/or errors by third party service providers, such as pricing services or accounting agents.

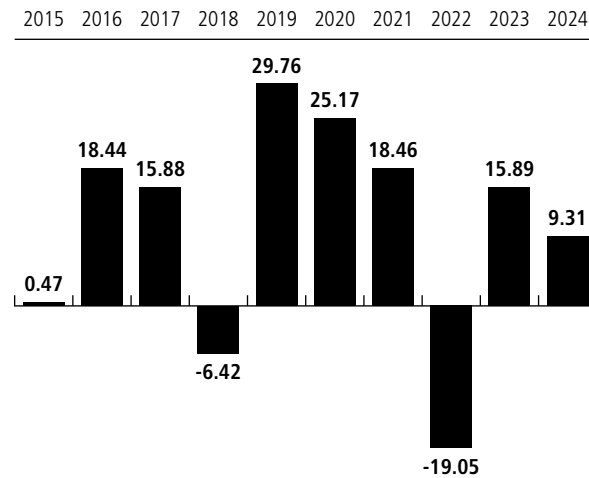
PERFORMANCE

The following bar chart and table provide an indication of the risks of investing in the Fund. The bar chart shows how the Fund’s performance has varied from year to year. The table below the bar chart shows what the returns would equal if you averaged out actual performance over various lengths of time and compares the returns with the returns of a broad based market index and additional indices. The broad-based market index is required by regulation. The additional index or indices have characteristics relevant to the Fund’s investment strategy. The indices are described in “Descriptions of Indices” in the prospectus.

Returns would have been lower if the Manager had not reimbursed certain expenses and/or waived a portion of the investment management fees during certain of the periods shown.

Past performance (before and after taxes) is not a prediction of future results. Visit www.nb.com or call 800-366-6264 for updated performance information.

YEAR-BY-YEAR % RETURNS AS OF 12/31 EACH YEAR



Best quarter:	Q2 2020	24.90%
Worst quarter:	Q1 2020	-20.95%
Year to Date performance as of:	09/30/2025	-2.91%

AVERAGE ANNUAL TOTAL % RETURNS AS OF 12/31/2024

Genesis Fund	1 Year	5 Years	10 Years
Return Before Taxes	9.31	8.74	9.80
Return After Taxes on Distributions	8.78	7.21	7.82
Return After Taxes on Distributions and Sale of Fund Shares	5.93	6.76	7.51
Russell 3000 [®] Index (reflects no deduction for fees, expenses or taxes)	23.81	13.86	12.55
Russell 2000 [®] Index (reflects no deduction for fees, expenses or taxes)	11.54	7.40	7.82

After-tax returns are calculated using the historical highest individual federal marginal income tax rates and do not reflect the impact of state and local taxes. Actual after-tax returns depend on an investor's tax situation and may differ from those shown. After-tax returns are not relevant to investors who hold their Fund shares through tax-deferred arrangements, such as 401(k) plans or individual retirement accounts.

INVESTMENT MANAGER

Neuberger Berman Investment Advisers LLC ("Manager") is the Fund's investment manager.

PORTFOLIO MANAGERS

The Fund is managed by Robert W. D'Alelio, Brett S. Reiner and Gregory G. Spiegel (each a Managing Director of the Manager). Mr. D'Alelio has managed the Fund since 1997. Mr. Reiner joined as an Associate Portfolio Manager in 2005 and became co-Portfolio Manager in August 2019. Mr. Spiegel joined as an Associate Portfolio Manager in 2015 and became co-Portfolio Manager in August 2019.

BUYING AND SELLING SHARES

You may purchase, redeem (sell) or exchange shares of the Fund on any day the New York Stock Exchange is open, at the Fund's net asset value per share next determined after your order is received in proper form. Shares of the Fund generally are available only through certain investment providers, such as banks, brokerage firms, retirement plan administrators, and financial advisers. Contact any investment provider authorized to sell the Fund's shares. See "Maintaining Your Account" in the prospectus for eligibility requirements for purchases of Class R6 shares.

For certain institutional investors, shares of the Fund may be available directly from Neuberger Berman BD LLC by regular, first class mail (Neuberger Funds, P.O. Box 219189, Kansas City, MO 64121-9189), by express delivery, registered mail, or certified mail (Neuberger Funds, 801 Pennsylvania Ave, Suite 219189, Kansas City, MO 64105-1307), or by wire, fax, telephone, or exchange (call 800-366-6264 for instructions). See "Maintaining Your Account" in the prospectus for eligibility requirements for direct purchases of shares and for instructions on buying and redeeming (selling) shares directly.

The Fund does not impose minimum purchase requirements for Class R6 shares. However, you should contact your investment provider to determine whether it imposes minimum purchase requirements.

TAX INFORMATION

Unless you invest in the Fund through a tax-advantaged retirement plan or account or are a tax-exempt investor, you will be subject to tax on Fund distributions to you of ordinary income and/or net capital gains. Those distributions generally are not taxable to such a plan or account or a tax-exempt investor, although withdrawals from certain retirement plans and accounts generally are subject to federal income tax.

PAYMENTS TO INVESTMENT PROVIDERS AND OTHER FINANCIAL INTERMEDIARIES

If you purchase shares of another class of the Fund through an investment provider or other financial intermediary, such as a bank, brokerage firm, workplace retirement program, or financial adviser (who may be affiliated with Neuberger), the Fund and/or Neuberger Berman BD LLC and/or its affiliates may pay the intermediary for the sale of shares of those other classes of the Fund and related services. These payments may create a conflict of interest by influencing the investment provider or other financial intermediary and its employees to recommend the Fund or those other classes of the Fund over another investment. **Neuberger does not provide ongoing payments to third parties for any record-keeping, revenue sharing or administrative services in connection with investments in Class R6.** To the extent the Fund makes such payments with respect to another class, they can come only out of the assets of that other class.

Neuberger International Equity Fund

Class R6 Shares (NRIQX)

GOAL

The Fund seeks long-term growth of capital by investing primarily in common stocks of foreign companies.

FEES AND EXPENSES

These tables describe the fees and expenses that you may pay if you buy, hold or sell shares of the Fund. **You may pay other fees, such as brokerage commissions and other fees to financial intermediaries, which are not reflected in the table and example below.**

Shareholder Fees (<i>fees paid directly from your investment</i>)	None
Annual Fund Operating Expenses (<i>expenses that you pay each year as a % of the value of your investment</i>)	
Management fees	0.86
Distribution and/or shareholder service (12b-1) fees	None
Other expenses	0.07
Total annual operating expenses	0.93
Fee waivers and/or expense reimbursement	0.18
Total annual operating expenses after fee waivers and/or expense reimbursement ¹	0.75

¹ Neuberger Berman Investment Advisers LLC ("Manager") has contractually undertaken to waive and/or reimburse certain fees and expenses of Class R6 so that the total annual operating expenses (excluding interest, brokerage commissions, acquired fund fees and expenses, taxes including any expenses relating to tax reclaims, dividend and interest expenses relating to short sales, and extraordinary expenses, if any) ("annual operating expenses") are limited to 0.75% of average net assets. This undertaking lasts until 8/31/2029 and may not be terminated during its term without the consent of the Board of Trustees. The Fund has agreed that Class R6 will repay the Manager for fees and expenses waived or reimbursed for that class provided that repayment does not cause annual operating expenses to exceed 0.75% of its average net assets. Any such repayment must be made within three years after the year in which the Manager incurred the expense.

Expense Example

The expense example can help you compare costs among mutual funds. The example assumes that you invested \$10,000 for the periods shown, that you redeemed all of your shares at the end of those periods, that the Fund earned a hypothetical 5% total return each year, and that the Fund's expenses were those in the table. Actual performance and expenses may be higher or lower.

	1 Year	3 Years	5 Years	10 Years
Class R6	\$77	\$240	\$459	\$1,091

Portfolio Turnover

The Fund pays transaction costs, such as commissions, when it buys and sells securities (or "turns over" its portfolio). A higher portfolio turnover rate may indicate higher transaction costs and may result in higher taxes when Fund shares are held in a taxable account. These costs, which are not reflected in annual operating expenses or in the example, affect the Fund's performance. During the most recent fiscal year, the Fund's portfolio turnover rate was 61% of the average value of its portfolio.

PRINCIPAL INVESTMENT STRATEGIES

To pursue its goal, the Fund invests mainly in common stocks of foreign companies of any size, including companies in developed and emerging markets. The Fund defines a foreign company as one that is organized outside of the United States and conducts the majority of its business abroad.

In picking stocks, the Portfolio Managers look for what they believe to be well-managed and profitable companies that show growth potential and whose stock prices are undervalued. Factors in identifying these firms may include strong fundamentals, such as attractive cash flows and balance sheets, as well as prices that are attractive in light of projected returns. The Portfolio Managers also consider the outlooks for various countries and regions around the world, examining economic, market, social, and political conditions.

As part of their fundamental investment analysis the Portfolio Managers consider environmental, social and governance factors they believe are financially material to individual investments, where applicable. While this analysis is inherently subjective and

may be informed by both internally generated and third-party metrics, data and other information, the Portfolio Managers believe that the consideration of financially material environmental, social and governance factors, alongside traditional financial metrics, may enhance the Fund's overall investment process. The consideration of environmental, social and governance factors does not apply to certain instruments, such as certain derivative instruments, other registered investment companies, cash and cash equivalents. The consideration of environmental, social and governance factors as part of the investment process does not mean that the Fund pursues a specific "impact" or "sustainable" investment strategy.

The Fund seeks to reduce risk by diversifying among many companies and industries. Although the Fund has the flexibility to invest a significant portion of its assets in one country or region, it generally intends to invest across a broad range of countries and geographical regions. At times, the Portfolio Managers may emphasize certain sectors or industries that they believe offers a better risk/reward opportunity.

The Portfolio Managers follow a disciplined selling strategy and may sell a security when it reaches a target price, if a company's business fails to perform as expected, or when other opportunities appear more attractive.

The Fund will not change its strategy of normally investing at least 80% of its net assets, plus the amount of any borrowings for investment purposes, in equity securities, without providing shareholders at least 60 days' notice. This test is applied at the time the Fund invests; later percentage changes caused by a change in Fund assets, market values or company circumstances will not require the Fund to dispose of a holding.

PRINCIPAL INVESTMENT RISKS

Most of the Fund's performance depends on what happens in international stock markets, the Portfolio Managers' evaluation of those developments, and the success of the Portfolio Managers in implementing the Fund's investment strategies. The markets' behavior can be difficult to predict, particularly in the short term. There can be no guarantee that the Fund will achieve its goal. The Fund may take temporary defensive and cash management positions; to the extent it does, it will not be pursuing its principal investment strategies.

The actual risk exposure taken by the Fund in its investment program will vary over time, depending on various factors including the Portfolio Managers' evaluation of issuer, political, regulatory, market, or economic developments. There can be no guarantee that the Portfolio Managers will be successful in their attempts to manage the risk exposure of the Fund or will appropriately evaluate or weigh the multiple factors involved in investment decisions, including issuer, market and/or instrument-specific analysis, valuation and financially material environmental, social and governance factors.

The Fund is a mutual fund, not a bank deposit, and is not guaranteed or insured by the Federal Deposit Insurance Corporation or any other government agency. The value of your investment may fall, sometimes sharply, and you could lose money by investing in the Fund.

Each of the following risks, which are described in alphabetical order and not in order of any presumed importance, can significantly affect the Fund's performance. The relative importance of, or potential exposure as a result of, each of these risks will vary based on market and other investment-specific considerations.

Currency Risk. Currency risk is the risk that foreign currencies will decline in value relative to the U.S. dollar. To the extent that the Fund invests in securities or other instruments denominated in or indexed to foreign currencies, changes in currency exchange rates could adversely impact investment gains or add to investment losses. Currency exchange rates may fluctuate significantly over short periods of time and can be affected unpredictably by various factors, including investor perception and changes in interest rates; intervention, or failure to intervene, by U.S. or foreign governments, central banks, or supranational entities; or by currency controls or political or regulatory developments in the U.S. or abroad.

Foreign and Emerging Market Risk. Foreign securities involve risks in addition to those associated with comparable U.S. securities. Additional risks include exposure to less developed or less efficient trading markets; social, political, diplomatic, or economic instability; trade barriers and other protectionist trade policies (including those of the U.S.); imposition of economic sanctions against a particular country or countries, organizations, companies, entities and/or individuals; significant government involvement in an economy and/or market structure; fluctuations in foreign currencies or currency redenomination; potential for default on sovereign debt; nationalization or expropriation of assets; settlement, custodial or other operational risks; higher transaction costs; confiscatory withholding or other taxes; and less stringent auditing and accounting, corporate disclosure, governance, and legal standards. As a result, foreign securities may fluctuate more widely in price, and may also be less liquid, than comparable U.S. securities. Regardless of where a company is organized or its stock is traded, its performance may be affected significantly by events in regions from which it derives its profits or in which it conducts significant operations.

Investing in emerging market countries involves risks in addition to and greater than those generally associated with investing in more developed foreign countries. The governments of emerging market countries may be more unstable and more likely to impose capital controls, nationalize a company or industry, place restrictions on foreign ownership and on withdrawing sale proceeds of securities from the country, intervene in the financial markets, and/or impose burdensome taxes that could adversely affect security prices. To the extent a foreign security is denominated in U.S. dollars, there is also the risk that a foreign government will not let U.S. dollar-denominated assets leave the country. In addition, the economies of emerging market countries may be dependent on relatively few industries that are more susceptible to local and global changes. Emerging market countries may also have less developed legal and accounting systems, and their legal systems may deal with issuer bankruptcies and defaults differently than U.S. law would. Securities markets in emerging market countries are also relatively small and have substantially lower trading volumes. Securities of issuers in emerging market countries may be more volatile and less liquid than securities of issuers in foreign countries with more developed economies or markets and the situation may require that the Fund fair value its holdings in those countries.

Securities of issuers traded on foreign exchanges may be suspended, either by the issuers themselves, by an exchange, or by governmental authorities. The likelihood of such suspensions may be higher for securities of issuers in emerging or less-developed market countries than in countries with more developed markets. Trading suspensions may be applied from time to time to the securities of individual issuers for reasons specific to that issuer, or may be applied broadly by exchanges or governmental authorities in response to market events. Suspensions may last for significant periods of time, during which trading in the securities and in instruments that reference the securities, such as derivative instruments, may be halted. In the event that the Fund holds material positions in such suspended securities or instruments, the Fund's ability to liquidate its positions or provide liquidity to investors may be compromised and the Fund could incur significant losses.

From time to time, based on market or economic conditions, the Fund may invest a significant portion of its assets in one country or geographic region. If the Fund does so, there is a greater risk that economic, political, regulatory, diplomatic, social and environmental conditions in that particular country or geographic region may have a significant impact on the Fund's performance and that the Fund's performance will be more volatile than the performance of more geographically diversified funds.

Growth Stock Risk. Because the prices of most growth stocks are based on future expectations, these stocks tend to be more sensitive than value stocks to bad economic news and negative earnings surprises. When these expectations are not met or decrease, the prices of these stocks may decline, sometimes sharply, even if earnings showed an absolute increase. The Fund attempts to lessen the risk of such losses by seeking growth stocks that sell at what the adviser believes are attractive prices. If the adviser is incorrect in its assessment of a stock's value, this may negatively impact the Fund. Bad economic news or changing investor perceptions may adversely affect growth stocks across several sectors and industries simultaneously.

Issuer-Specific Risk. An individual security may be more volatile, and may perform differently, than the market as a whole.

Liquidity Risk. From time to time, the trading market for a particular investment in which the Fund invests, or a particular type of instrument in which the Fund is invested, may become less liquid or even illiquid. Illiquid investments frequently can be more difficult to purchase or sell at an advantageous price or time, and there is a greater risk that the investments may not be sold for the price at which the Fund is carrying them. Certain investments that were liquid when the Fund purchased them may become illiquid, sometimes abruptly. Additionally, market closures due to holidays or other factors may render a security or group of securities (e.g., securities tied to a particular country or geographic region) illiquid for a period of time. An inability to sell a portfolio position can adversely affect the Fund's value or prevent the Fund from being able to take advantage of other investment opportunities. Market prices for such securities or other investments may be volatile. During periods of substantial market volatility, an investment or even an entire market segment may become illiquid, sometimes abruptly, which can adversely affect the Fund's ability to limit losses.

Unexpected episodes of illiquidity, including due to market or political factors, instrument or issuer-specific factors and/or unanticipated outflows or other factors, may limit the Fund's ability to pay redemption proceeds within the allowable time period. To meet redemption requests during periods of illiquidity, the Fund may be forced to sell securities at an unfavorable time and/or under unfavorable conditions.

Market Capitalization Risk. To the extent the Fund invests in securities of small-, mid-, or large-cap companies, it takes on the associated risks. At times, any of these market capitalizations may be out of favor with investors. Compared to small- and mid-cap companies, large-cap companies may be unable to respond as quickly to changes and opportunities and may grow at a slower rate. Compared to large-cap companies, small- and mid-cap companies may depend on a more limited management group, may have a shorter history of operations, less publicly available information, less stable earnings and limited product lines, markets or financial resources. The securities of small- and mid-cap companies are often more volatile, which at times can be rapid and unpredictable,

and less liquid than the securities of larger companies and may be more affected than other types of securities by the underperformance of a sector, during market downturns, by adverse publicity and investor perceptions, by interest rate changes and by government regulation.

Market Volatility Risk. Markets may be volatile and values of individual securities and other investments, including those of a particular type, may decline significantly in response to adverse issuer, political, regulatory, market, economic or other developments that may cause broad changes in market value, public perceptions concerning these developments, and adverse investor sentiment or publicity. Geopolitical and other risks, including environmental and public health risks may add to instability in world economies and markets generally. Changes in value may be temporary or may last for extended periods. If the Fund sells a portfolio position before it reaches its market peak, it may miss out on opportunities for better performance.

Recent Market Conditions. Both U.S. and international markets have experienced significant volatility in recent years. As a result of such volatility, investment returns may fluctuate significantly. National economies are substantially interconnected, as are global financial markets, which creates the possibility that conditions in one country or region might adversely impact issuers in a different country or region. However, the interconnectedness of economies and/or markets may be diminishing or changing, which may impact such economies and markets in ways that cannot be foreseen at this time.

Some countries, including the U.S., have adopted more protectionist trade policies, which is a trend that appears to be continuing globally. Slowing global economic growth, the rise in protectionist trade policies, inflationary pressures, changes to some major international trade and security agreements, risks associated with the trade and security agreement between countries and regions, including the U.S. and other foreign nations, political or economic dysfunction within some countries or regions, including the U.S., and dramatic changes in consumer sentiment, commodity prices and currency values could affect the economies and markets of many nations, including the U.S., in ways that cannot necessarily be foreseen at the present time and may create significant volatility in the markets. In addition, these policies, including the impact on the U.S. dollar, may decrease foreign demand for U.S. assets, which could have a negative impact on certain issuers and/or industries.

The Federal Reserve and certain foreign central banks have started to lower interest rates, though economic or other factors, such as inflation, could stop such changes. It is difficult to accurately predict the pace at which interest rates might change, the timing, frequency or magnitude of any such changes in interest rates, or when such changes might stop or again reverse course. Additionally, various economic and political factors could cause the Federal Reserve or other foreign central banks to change their approach in the future and such actions may result in an economic slowdown both in the U.S. and abroad. Unexpected changes in interest rates could lead to significant market volatility or reduce liquidity in certain sectors of the market. Deteriorating economic fundamentals may, in turn, increase the risk of default or insolvency of particular issuers, negatively impact market value, cause credit spreads to widen, and reduce bank balance sheets. Any of these could cause an increase in market volatility, reduce liquidity across various markets or decrease confidence in the markets.

Regulators in the U.S. have adopted a number of changes to regulations involving the markets and issuers, some of which apply to the Fund. The full effect of such regulations is not currently known and certain changes to regulation could limit the Fund's ability to pursue its investment strategies or make certain investments, may make it more costly for it to operate, or adversely impact performance. Additionally, it is possible that such regulations could be further revised or rescinded, which creates material uncertainty on their impact to the Fund.

Advancements in technology, including advanced development and increased regulation of artificial intelligence, may adversely impact market movements and liquidity. As artificial intelligence is used more widely, which can occur relatively rapidly, the profitability and growth of certain issuers and industries may be negatively impacted in ways that cannot be foreseen and could adversely impact its performance.

Tensions, war, or open conflict between nations, such as between Russia and Ukraine, in the Middle East, or in eastern Asia could affect the economies of many nations, including the United States. The duration of ongoing hostilities and any sanctions and related events cannot be predicted. Those events present material uncertainty and risk with respect to markets globally and the performance of the Fund and its investments or operations could be negatively impacted.

High public debt in the U.S. and other countries creates ongoing systemic and market risks and policymaking uncertainty. There is no assurance that the U.S. Congress will act to raise the nation's debt ceiling; a failure to do so could cause market turmoil and substantial investment risks that cannot now be fully predicted. Unexpected political, regulatory and diplomatic events within the U.S. and abroad may affect investor and consumer confidence and may adversely impact financial markets and the broader economy.

Global climate change can have potential effects on property and security values. Certain issuers, industries and regions may be adversely affected by the impact of climate change in ways that cannot be foreseen. The impact of legislation, regulation and international accords related to climate change, including any direct or indirect consequences that may not be foreseen, may negatively impact certain issuers, industries and regions.

Redemption Risk. The Fund may experience periods of large or frequent redemptions that could cause the Fund to sell assets at inopportune times, which could have a negative impact on the Fund's overall liquidity, or at a loss or depressed value. Redemption risk is greater to the extent that one or more investors or intermediaries control a large percentage of investments in the Fund and the risk is heightened during periods of declining or illiquid markets. Large redemptions could hurt the Fund's performance, increase transaction costs, and create adverse tax consequences.

Sector Risk. From time to time, based on market or economic conditions, the Fund may have significant positions in one or more sectors of the market. To the extent the Fund invests more heavily in particular sectors, its performance will be especially sensitive to developments that significantly affect those sectors. Individual sectors or sub-sectors may be more volatile, and may perform differently, than the broader market. The industries that constitute a sector may all react in the same way to economic, political or regulatory events.

Securities Lending Risk. Securities lending involves a possible delay in recovery of the loaned securities or a possible loss of rights in the collateral should the borrower fail financially. The Fund could also lose money if the value of the collateral decreases.

Value Stock Risk. Value stocks are those stocks whose stock prices, whether based on earnings, book value, or other financial measures, do not reflect their full economic opportunities. Value stocks may remain undervalued for extended periods of time, may decrease in value during a given period, may not ever realize what the portfolio management team believes to be their full value, or the portfolio management team's assumptions about intrinsic value or potential for appreciation may be incorrect. This may happen, among other reasons, because of a failure to anticipate which stocks or industries would benefit from changing market or economic conditions or investor preferences.

A summary of the Fund's additional principal investment risks is as follows:

Risk of Increase in Expenses. A decline in the Fund's average net assets during the current fiscal year due to market volatility or other factors could cause the Fund's expenses for the current fiscal year to be higher than the expense information presented in "Fees and Expenses."

Operational and Cybersecurity Risk. The Fund and its service providers, and your ability to transact with the Fund, may be negatively impacted due to operational matters arising from, among other problems, human errors, processing and communications errors, counterparty and third-party disruptions or errors, systems and technology disruptions or failures, or cybersecurity incidents. Cybersecurity incidents may allow an unauthorized party to gain access to fund assets, customer data, or proprietary information, or cause the Fund or its service providers, as well as the securities trading venues and their service providers, to suffer data corruption or lose operational functionality, including those related to critical functions. Cybersecurity incidents can result from deliberate attacks or unintentional events. It is not possible for the Manager or the other Fund service providers to identify all of the cybersecurity or other operational risks that may affect the Fund or to develop processes and controls to completely eliminate or mitigate their occurrence or effects. Most issuers in which the Fund invests are heavily dependent on computers for data storage and operations, and require ready access to the internet to conduct their business. Thus, cybersecurity incidents could also affect issuers of securities in which the Fund invests, leading to significant loss of value.

Artificial Intelligence. The Fund and its service providers, including its adviser, may utilize artificial intelligence ("AI") technologies, including machine learning models and generative AI, to improve operational efficiency and in connection with research. In addition, counterparties used by the Fund may utilize AI in their business activities. While the Manager may restrict certain uses of AI tools, the Fund and its adviser are not in a position to control the use of AI in third-party products or services. The use of AI introduces numerous potential challenges and the use of AI can lead to reputational damage, legal liabilities, and competitive disadvantages, as well as negatively impact business operations, which may occur with or without mismanagement in the use of the AI. AI requires the collection and processing of substantial amounts of data, which poses risks of data inaccuracies, incompleteness, and inherent biases, and which can degrade the technology's effectiveness and reliability. Such data can include proprietary information, the use of which by AI may be unauthorized and subject to potential liability. Rapid technological advancements further complicate risk predictions, and competitors who adopt AI more swiftly may gain a competitive edge. The complexity and opacity of AI systems raise significant accountability and ethical concerns. AI has enhanced the ability of threat actors to amplify the potency, scale, and speed of cybersecurity attacks. AI's role in increasing automation raises concerns about job displacement and may

lead to economic and social disruptions. The unpredictable nature of AI’s impact on market dynamics complicates traditional risk assessment models, making it challenging to identify risks and opportunities using historical data. Legal and regulatory frameworks governing AI’s use, particularly concerning data privacy and protection, are evolving rapidly. These changes could materially alter how AI is used, which may negatively impact the Fund.

Risk Management. Risk is an essential part of investing. No risk management program can eliminate the Fund’s exposure to adverse events; at best, it may only reduce the possibility that the Fund will be affected by such events, and especially those risks that are not intrinsic to the Fund’s investment program. The Fund could experience losses if judgments about risk prove to be incorrect.

Valuation Risk. The Fund may not be able to sell an investment at the price at which the Fund has valued the investment. Such differences could be significant, particularly for illiquid securities and securities that trade in relatively thin markets and/or markets that experience extreme volatility. If market or other conditions make it difficult to value an investment, the Fund may be required to value such investments using more subjective methods, known as fair value methodologies. Using fair value methodologies to price investments may result in a value that is different from an investment’s most recent price and from the prices used by other funds to calculate their NAVs. The Fund uses pricing services to provide values for certain securities and there is no assurance that the Fund will be able to sell an investment at the price established by such pricing services. The Fund’s ability to value its investments in an accurate and timely manner may be impacted by technological issues and/or errors by third party service providers, such as pricing services or accounting agents.

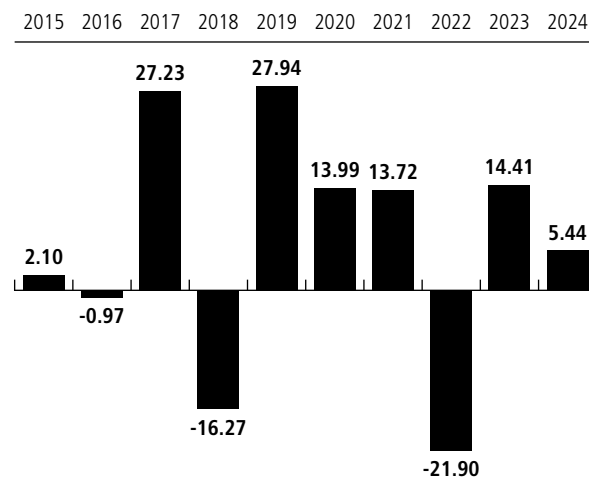
PERFORMANCE

The following bar chart and table provide an indication of the risks of investing in the Fund. The bar chart shows how the Fund’s performance has varied from year to year. The table below the bar chart shows what the returns would equal if you averaged out actual performance over various lengths of time and compares the returns with the returns of a broad based market index. The index, which is described in “Descriptions of Indices” in the prospectus, has characteristics relevant to the Fund’s investment strategy.

Returns would have been lower if the Manager had not reimbursed certain expenses and/or waived a portion of the investment management fees during certain of the periods shown.

Past performance (before and after taxes) is not a prediction of future results. Visit www.nb.com or call 800-366-6264 for updated performance information.

YEAR-BY-YEAR % RETURNS AS OF 12/31 EACH YEAR



Best quarter:	Q2 2020	21.42%
Worst quarter:	Q1 2020	-23.27%
Year to Date performance as of:	09/30/2025	18.21%

AVERAGE ANNUAL TOTAL % RETURNS AS OF 12/31/2024

International Equity Fund	1 Year	5 Years	10 Years
Return Before Taxes	5.44	4.08	5.34
Return After Taxes on Distributions	4.15	2.63	4.41
Return After Taxes on Distributions and Sale of Fund Shares	3.85	3.09	4.19
MSCI EAFE [®] Index (Net) (reflects reinvested dividends net of withholding taxes, but reflects no deduction for fees, expenses or taxes)	3.82	4.73	5.20

After-tax returns are calculated using the historical highest individual federal marginal income tax rates and do not reflect the impact of state and local taxes. Actual after-tax returns depend on an investor's tax situation and may differ from those shown. After-tax returns are not relevant to investors who hold their Fund shares through tax-deferred arrangements, such as 401(k) plans or individual retirement accounts. Return After Taxes on Distributions and Sale of Fund Shares may be higher than other returns for the same period due to a tax benefit of realizing a capital loss upon the sale of Fund shares.

INVESTMENT MANAGER

Neuberger Berman Investment Advisers LLC ("Manager") is the Fund's investment manager.

PORTFOLIO MANAGERS

The Fund is managed by Elias Cohen, CFA (Managing Director of the Manager) and Thomas Hogan, CFA (Managing Director of the Manager). Mr. Cohen has managed the Fund since January 2019. Mr. Hogan became an Associate Portfolio Manager in January 2021 and became Portfolio Manager of the Fund in December 2022.

BUYING AND SELLING SHARES

You may purchase, redeem (sell) or exchange shares of the Fund on any day the New York Stock Exchange is open, at the Fund's net asset value per share next determined after your order is received in proper form. Shares of the Fund generally are available only through certain investment providers, such as banks, brokerage firms, retirement plan administrators, and financial advisers. Contact any investment provider authorized to sell the Fund's shares. See "Maintaining Your Account" in the prospectus for eligibility requirements for purchases of Class R6 shares.

For certain institutional investors, shares of the Fund may be available directly from Neuberger Berman BD LLC by regular, first class mail (Neuberger Funds, P.O. Box 219189, Kansas City, MO 64121-9189), by express delivery, registered mail, or certified mail (Neuberger Funds, 801 Pennsylvania Ave, Suite 219189, Kansas City, MO 64105-1307), or by wire, fax, telephone, or exchange (call 800-366-6264 for instructions). See "Maintaining Your Account" in the prospectus for eligibility requirements for direct purchases of shares and for instructions on buying and redeeming (selling) shares directly.

The Fund does not impose minimum purchase requirements for Class R6 shares. However, you should contact your investment provider to determine whether it imposes minimum purchase requirements.

TAX INFORMATION

Unless you invest in the Fund through a tax-advantaged retirement plan or account or are a tax-exempt investor, you will be subject to tax on Fund distributions to you of ordinary income and/or net capital gains. Those distributions generally are not taxable to such a plan or account or a tax-exempt investor, although withdrawals from certain retirement plans and accounts generally are subject to federal income tax.

PAYMENTS TO INVESTMENT PROVIDERS AND OTHER FINANCIAL INTERMEDIARIES

If you purchase shares of another class of the Fund through an investment provider or other financial intermediary, such as a bank, brokerage firm, workplace retirement program, or financial adviser (who may be affiliated with Neuberger), the Fund and/or Neuberger Berman BD LLC and/or its affiliates may pay the intermediary for the sale of shares of those other classes of the Fund and related services. These payments may create a conflict of interest by influencing the investment provider or other financial intermediary and its employees to recommend the Fund or those other classes of the Fund over another investment. **Neuberger does not provide ongoing payments to third parties for any record-keeping, revenue sharing or administrative services in connection with investments in Class R6.** To the extent the Fund makes such payments with respect to another class, they can come only out of the assets of that other class.

Neuberger International Select Fund

Class R6 Shares (NRILX)

GOAL

The Fund seeks long-term growth of capital by investing primarily in common stocks of foreign companies.

FEES AND EXPENSES

These tables describe the fees and expenses that you may pay if you buy, hold or sell shares of the Fund. **You may pay other fees, such as brokerage commissions and other fees to financial intermediaries, which are not reflected in the table and example below.**

Shareholder Fees (<i>fees paid directly from your investment</i>)	None
Annual Fund Operating Expenses (<i>expenses that you pay each year as a % of the value of your investment</i>)	
Management fees	0.60
Distribution and/or shareholder service (12b-1) fees	None
Other expenses	0.25
Total annual operating expenses	0.85
Fee waivers and/or expense reimbursement	0.14
Total annual operating expenses after fee waivers and/or expense reimbursement ¹	0.71

¹ Neuberger Berman Investment Advisers LLC ("Manager") has contractually undertaken to waive and/or reimburse certain fees and expenses of Class R6 so that the total annual operating expenses (excluding interest, brokerage commissions, acquired fund fees and expenses, taxes including any expenses relating to tax reclaims, dividend and interest expenses relating to short sales, and extraordinary expenses, if any) ("annual operating expenses") are limited to 0.70% of average net assets. This undertaking lasts until 8/31/2029 and may not be terminated during its term without the consent of the Board of Trustees. The Fund has agreed that Class R6 will repay the Manager for fees and expenses waived or reimbursed for that class provided that repayment does not cause annual operating expenses to exceed 0.70% of its average net assets. Any such repayment must be made within three years after the year in which the Manager incurred the expense.

Expense Example

The expense example can help you compare costs among mutual funds. The example assumes that you invested \$10,000 for the periods shown, that you redeemed all of your shares at the end of those periods, that the Fund earned a hypothetical 5% total return each year, and that the Fund's expenses were those in the table. Actual performance and expenses may be higher or lower.

	1 Year	3 Years	5 Years	10 Years
Class R6	\$73	\$227	\$428	\$1,008

Portfolio Turnover

The Fund pays transaction costs, such as commissions, when it buys and sells securities (or "turns over" its portfolio). A higher portfolio turnover rate may indicate higher transaction costs and may result in higher taxes when Fund shares are held in a taxable account. These costs, which are not reflected in annual operating expenses or in the example, affect the Fund's performance. During the most recent fiscal year, the Fund's portfolio turnover rate was 58% of the average value of its portfolio.

PRINCIPAL INVESTMENT STRATEGIES

To pursue its goal, the Fund invests mainly in common stocks of foreign companies, including companies in developed and emerging markets. The Fund defines a foreign company as one that is organized outside of the United States and conducts the majority of its business abroad. Under normal circumstances, at least 80% of the Fund's net assets, plus the amount of any borrowings for investment purposes, will be invested in companies with a market capitalization greater than \$2.5 billion at the time of purchase.

In picking stocks, the Portfolio Managers look for what they believe to be well-managed and profitable companies that show growth potential and whose stock prices are undervalued. Factors in identifying these firms may include strong fundamentals, such as attractive cash flows and balance sheets, as well as prices that are attractive in light of projected returns. The Portfolio Managers also consider the outlooks for various countries and sectors around the world, examining economic, market, social, and political conditions.

As part of their fundamental investment analysis the Portfolio Managers consider environmental, social and governance factors they believe are financially material to individual investments, where applicable. While this analysis is inherently subjective and may be informed by both internally generated and third-party metrics, data and other information, the Portfolio Managers believe that the consideration of financially material environmental, social and governance factors, alongside traditional financial metrics, may enhance the Fund's overall investment process. The consideration of environmental, social and governance factors does not apply to certain instruments, such as certain derivative instruments, other registered investment companies, cash and cash equivalents. The consideration of environmental, social and governance factors as part of the investment process does not mean that the Fund pursues a specific "impact" or "sustainable" investment strategy.

The Fund seeks to reduce risk by diversifying among many companies and industries. Although the Fund has the flexibility to invest a significant portion of its assets in one country or region, it generally intends to remain well-diversified across countries and geographical regions. At times, the Portfolio Managers may emphasize certain sectors or industries that they believe offers a better risk/reward opportunity.

The Portfolio Managers follow a disciplined selling strategy and may sell a security when it reaches a target price, if a company's business fails to perform as expected, or when other opportunities appear more attractive.

PRINCIPAL INVESTMENT RISKS

Most of the Fund's performance depends on what happens in international stock markets, the Portfolio Managers' evaluation of those developments, and the success of the Portfolio Managers in implementing the Fund's investment strategies. The markets' behavior can be difficult to predict, particularly in the short term. There can be no guarantee that the Fund will achieve its goal. The Fund may take temporary defensive and cash management positions; to the extent it does, it will not be pursuing its principal investment strategies.

The actual risk exposure taken by the Fund in its investment program will vary over time, depending on various factors including the Portfolio Managers' evaluation of issuer, political, regulatory, market, or economic developments. There can be no guarantee that the Portfolio Managers will be successful in their attempts to manage the risk exposure of the Fund or will appropriately evaluate or weigh the multiple factors involved in investment decisions, including issuer, market and/or instrument-specific analysis, valuation and financially material environmental, social and governance factors.

The Fund is a mutual fund, not a bank deposit, and is not guaranteed or insured by the Federal Deposit Insurance Corporation or any other government agency. The value of your investment may fall, sometimes sharply, and you could lose money by investing in the Fund.

Each of the following risks, which are described in alphabetical order and not in order of any presumed importance, can significantly affect the Fund's performance. The relative importance of, or potential exposure as a result of, each of these risks will vary based on market and other investment-specific considerations.

Currency Risk. Currency risk is the risk that foreign currencies will decline in value relative to the U.S. dollar. To the extent that the Fund invests in securities or other instruments denominated in or indexed to foreign currencies, changes in currency exchange rates could adversely impact investment gains or add to investment losses. Currency exchange rates may fluctuate significantly over short periods of time and can be affected unpredictably by various factors, including investor perception and changes in interest rates; intervention, or failure to intervene, by U.S. or foreign governments, central banks, or supranational entities; or by currency controls or political or regulatory developments in the U.S. or abroad.

Foreign and Emerging Market Risk. Foreign securities involve risks in addition to those associated with comparable U.S. securities. Additional risks include exposure to less developed or less efficient trading markets; social, political, diplomatic, or economic instability; trade barriers and other protectionist trade policies (including those of the U.S.); imposition of economic sanctions against a particular country or countries, organizations, companies, entities and/or individuals; significant government involvement in an economy and/or market structure; fluctuations in foreign currencies or currency redenomination; potential for default on sovereign debt; nationalization or expropriation of assets; settlement, custodial or other operational risks; higher transaction costs; confiscatory withholding or other taxes; and less stringent auditing and accounting, corporate disclosure, governance, and legal standards. As a result, foreign securities may fluctuate more widely in price, and may also be less liquid, than comparable U.S. securities. Regardless of where a company is organized or its stock is traded, its performance may be affected significantly by events in regions from which it derives its profits or in which it conducts significant operations.

Investing in emerging market countries involves risks in addition to and greater than those generally associated with investing in more developed foreign countries. The governments of emerging market countries may be more unstable and more likely to impose capital controls, nationalize a company or industry, place restrictions on foreign ownership and on withdrawing sale

proceeds of securities from the country, intervene in the financial markets, and/or impose burdensome taxes that could adversely affect security prices. To the extent a foreign security is denominated in U.S. dollars, there is also the risk that a foreign government will not let U.S. dollar-denominated assets leave the country. In addition, the economies of emerging market countries may be dependent on relatively few industries that are more susceptible to local and global changes. Emerging market countries may also have less developed legal and accounting systems, and their legal systems may deal with issuer bankruptcies and defaults differently than U.S. law would. Securities markets in emerging market countries are also relatively small and have substantially lower trading volumes. Securities of issuers in emerging market countries may be more volatile and less liquid than securities of issuers in foreign countries with more developed economies or markets and the situation may require that the Fund fair value its holdings in those countries.

Securities of issuers traded on foreign exchanges may be suspended, either by the issuers themselves, by an exchange, or by governmental authorities. The likelihood of such suspensions may be higher for securities of issuers in emerging or less-developed market countries than in countries with more developed markets. Trading suspensions may be applied from time to time to the securities of individual issuers for reasons specific to that issuer, or may be applied broadly by exchanges or governmental authorities in response to market events. Suspensions may last for significant periods of time, during which trading in the securities and in instruments that reference the securities, such as derivative instruments, may be halted. In the event that the Fund holds material positions in such suspended securities or instruments, the Fund's ability to liquidate its positions or provide liquidity to investors may be compromised and the Fund could incur significant losses.

From time to time, based on market or economic conditions, the Fund may invest a significant portion of its assets in one country or geographic region. If the Fund does so, there is a greater risk that economic, political, regulatory, diplomatic, social and environmental conditions in that particular country or geographic region may have a significant impact on the Fund's performance and that the Fund's performance will be more volatile than the performance of more geographically diversified funds.

Growth Stock Risk. Because the prices of most growth stocks are based on future expectations, these stocks tend to be more sensitive than value stocks to bad economic news and negative earnings surprises. When these expectations are not met or decrease, the prices of these stocks may decline, sometimes sharply, even if earnings showed an absolute increase. The Fund attempts to lessen the risk of such losses by seeking growth stocks that sell at what the adviser believes are attractive prices. If the adviser is incorrect in its assessment of a stock's value, this may negatively impact the Fund. Bad economic news or changing investor perceptions may adversely affect growth stocks across several sectors and industries simultaneously.

Issuer-Specific Risk. An individual security may be more volatile, and may perform differently, than the market as a whole.

Liquidity Risk. From time to time, the trading market for a particular investment in which the Fund invests, or a particular type of instrument in which the Fund is invested, may become less liquid or even illiquid. Illiquid investments frequently can be more difficult to purchase or sell at an advantageous price or time, and there is a greater risk that the investments may not be sold for the price at which the Fund is carrying them. Certain investments that were liquid when the Fund purchased them may become illiquid, sometimes abruptly. Additionally, market closures due to holidays or other factors may render a security or group of securities (e.g., securities tied to a particular country or geographic region) illiquid for a period of time. An inability to sell a portfolio position can adversely affect the Fund's value or prevent the Fund from being able to take advantage of other investment opportunities. Market prices for such securities or other investments may be volatile. During periods of substantial market volatility, an investment or even an entire market segment may become illiquid, sometimes abruptly, which can adversely affect the Fund's ability to limit losses.

Unexpected episodes of illiquidity, including due to market or political factors, instrument or issuer-specific factors and/or unanticipated outflows or other factors, may limit the Fund's ability to pay redemption proceeds within the allowable time period. To meet redemption requests during periods of illiquidity, the Fund may be forced to sell securities at an unfavorable time and/or under unfavorable conditions.

Market Capitalization Risk. To the extent the Fund invests in securities of small-, mid-, or large-cap companies, it takes on the associated risks. At times, any of these market capitalizations may be out of favor with investors. Compared to small- and mid-cap companies, large-cap companies may be unable to respond as quickly to changes and opportunities and may grow at a slower rate. Compared to large-cap companies, small- and mid-cap companies may depend on a more limited management group, may have a shorter history of operations, less publicly available information, less stable earnings and limited product lines, markets or financial resources. The securities of small- and mid-cap companies are often more volatile, which at times can be rapid and unpredictable, and less liquid than the securities of larger companies and may be more affected than other types of securities by the underperformance of a sector, during market downturns, by adverse publicity and investor perceptions, by interest rate changes and by government regulation.

Market Volatility Risk. Markets may be volatile and values of individual securities and other investments, including those of a particular type, may decline significantly in response to adverse issuer, political, regulatory, market, economic or other developments that may cause broad changes in market value, public perceptions concerning these developments, and adverse investor sentiment or publicity. Geopolitical and other risks, including environmental and public health risks may add to instability in world economies and markets generally. Changes in value may be temporary or may last for extended periods. If the Fund sells a portfolio position before it reaches its market peak, it may miss out on opportunities for better performance.

Recent Market Conditions. Both U.S. and international markets have experienced significant volatility in recent years. As a result of such volatility, investment returns may fluctuate significantly. National economies are substantially interconnected, as are global financial markets, which creates the possibility that conditions in one country or region might adversely impact issuers in a different country or region. However, the interconnectedness of economies and/or markets may be diminishing or changing, which may impact such economies and markets in ways that cannot be foreseen at this time.

Some countries, including the U.S., have adopted more protectionist trade policies, which is a trend that appears to be continuing globally. Slowing global economic growth, the rise in protectionist trade policies, inflationary pressures, changes to some major international trade and security agreements, risks associated with the trade and security agreement between countries and regions, including the U.S. and other foreign nations, political or economic dysfunction within some countries or regions, including the U.S., and dramatic changes in consumer sentiment, commodity prices and currency values could affect the economies and markets of many nations, including the U.S., in ways that cannot necessarily be foreseen at the present time and may create significant volatility in the markets. In addition, these policies, including the impact on the U.S. dollar, may decrease foreign demand for U.S. assets, which could have a negative impact on certain issuers and/or industries.

The Federal Reserve and certain foreign central banks have started to lower interest rates, though economic or other factors, such as inflation, could stop such changes. It is difficult to accurately predict the pace at which interest rates might change, the timing, frequency or magnitude of any such changes in interest rates, or when such changes might stop or again reverse course. Additionally, various economic and political factors could cause the Federal Reserve or other foreign central banks to change their approach in the future and such actions may result in an economic slowdown both in the U.S. and abroad. Unexpected changes in interest rates could lead to significant market volatility or reduce liquidity in certain sectors of the market. Deteriorating economic fundamentals may, in turn, increase the risk of default or insolvency of particular issuers, negatively impact market value, cause credit spreads to widen, and reduce bank balance sheets. Any of these could cause an increase in market volatility, reduce liquidity across various markets or decrease confidence in the markets.

Regulators in the U.S. have adopted a number of changes to regulations involving the markets and issuers, some of which apply to the Fund. The full effect of such regulations is not currently known and certain changes to regulation could limit the Fund's ability to pursue its investment strategies or make certain investments, may make it more costly for it to operate, or adversely impact performance. Additionally, it is possible that such regulations could be further revised or rescinded, which creates material uncertainty on their impact to the Fund.

Advancements in technology, including advanced development and increased regulation of artificial intelligence, may adversely impact market movements and liquidity. As artificial intelligence is used more widely, which can occur relatively rapidly, the profitability and growth of certain issuers and industries may be negatively impacted in ways that cannot be foreseen and could adversely impact its performance.

Tensions, war, or open conflict between nations, such as between Russia and Ukraine, in the Middle East, or in eastern Asia could affect the economies of many nations, including the United States. The duration of ongoing hostilities and any sanctions and related events cannot be predicted. Those events present material uncertainty and risk with respect to markets globally and the performance of the Fund and its investments or operations could be negatively impacted.

High public debt in the U.S. and other countries creates ongoing systemic and market risks and policymaking uncertainty. There is no assurance that the U.S. Congress will act to raise the nation's debt ceiling; a failure to do so could cause market turmoil and substantial investment risks that cannot now be fully predicted. Unexpected political, regulatory and diplomatic events within the U.S. and abroad may affect investor and consumer confidence and may adversely impact financial markets and the broader economy.

Global climate change can have potential effects on property and security values. Certain issuers, industries and regions may be adversely affected by the impact of climate change in ways that cannot be foreseen. The impact of legislation, regulation and international accords related to climate change, including any direct or indirect consequences that may not be foreseen, may negatively impact certain issuers, industries and regions.

Redemption Risk. The Fund may experience periods of large or frequent redemptions that could cause the Fund to sell assets at inopportune times, which could have a negative impact on the Fund's overall liquidity, or at a loss or depressed value. Redemption risk is greater to the extent that one or more investors or intermediaries control a large percentage of investments in the Fund and the risk is heightened during periods of declining or illiquid markets. Large redemptions could hurt the Fund's performance, increase transaction costs, and create adverse tax consequences.

Sector Risk. From time to time, based on market or economic conditions, the Fund may have significant positions in one or more sectors of the market. To the extent the Fund invests more heavily in particular sectors, its performance will be especially sensitive to developments that significantly affect those sectors. Individual sectors or sub-sectors may be more volatile, and may perform differently, than the broader market. The industries that constitute a sector may all react in the same way to economic, political or regulatory events.

Securities Lending Risk. Securities lending involves a possible delay in recovery of the loaned securities or a possible loss of rights in the collateral should the borrower fail financially. The Fund could also lose money if the value of the collateral decreases.

Value Stock Risk. Value stocks are those stocks whose stock prices, whether based on earnings, book value, or other financial measures, do not reflect their full economic opportunities. Value stocks may remain undervalued for extended periods of time, may decrease in value during a given period, may not ever realize what the portfolio management team believes to be their full value, or the portfolio management team's assumptions about intrinsic value or potential for appreciation may be incorrect. This may happen, among other reasons, because of a failure to anticipate which stocks or industries would benefit from changing market or economic conditions or investor preferences.

A summary of the Fund's additional principal investment risks is as follows:

Risk of Increase in Expenses. A decline in the Fund's average net assets during the current fiscal year due to market volatility or other factors could cause the Fund's expenses for the current fiscal year to be higher than the expense information presented in "Fees and Expenses."

Operational and Cybersecurity Risk. The Fund and its service providers, and your ability to transact with the Fund, may be negatively impacted due to operational matters arising from, among other problems, human errors, processing and communications errors, counterparty and third-party disruptions or errors, systems and technology disruptions or failures, or cybersecurity incidents. Cybersecurity incidents may allow an unauthorized party to gain access to fund assets, customer data, or proprietary information, or cause the Fund or its service providers, as well as the securities trading venues and their service providers, to suffer data corruption or lose operational functionality, including those related to critical functions. Cybersecurity incidents can result from deliberate attacks or unintentional events. It is not possible for the Manager or the other Fund service providers to identify all of the cybersecurity or other operational risks that may affect the Fund or to develop processes and controls to completely eliminate or mitigate their occurrence or effects. Most issuers in which the Fund invests are heavily dependent on computers for data storage and operations, and require ready access to the internet to conduct their business. Thus, cybersecurity incidents could also affect issuers of securities in which the Fund invests, leading to significant loss of value.

Artificial Intelligence. The Fund and its service providers, including its adviser, may utilize artificial intelligence ("AI") technologies, including machine learning models and generative AI, to improve operational efficiency and in connection with research. In addition, counterparties used by the Fund may utilize AI in their business activities. While the Manager may restrict certain uses of AI tools, the Fund and its adviser are not in a position to control the use of AI in third-party products or services. The use of AI introduces numerous potential challenges and the use of AI can lead to reputational damage, legal liabilities, and competitive disadvantages, as well as negatively impact business operations, which may occur with or without mismanagement in the use of the AI. AI requires the collection and processing of substantial amounts of data, which poses risks of data inaccuracies, incompleteness, and inherent biases, and which can degrade the technology's effectiveness and reliability. Such data can include proprietary information, the use of which by AI may be unauthorized and subject to potential liability. Rapid technological advancements further complicate risk predictions, and competitors who adopt AI more swiftly may gain a competitive edge. The complexity and opacity of AI systems raise significant accountability and ethical concerns. AI has enhanced the ability of threat actors to amplify the potency, scale, and speed of cybersecurity attacks. AI's role in increasing automation raises concerns about job displacement and may lead to economic and social disruptions. The unpredictable nature of AI's impact on market dynamics complicates traditional risk assessment models, making it challenging to identify risks and opportunities using historical data. Legal and regulatory frameworks governing AI's use, particularly concerning data privacy and protection, are evolving rapidly. These changes could materially alter how AI is used, which may negatively impact the Fund.

Risk Management. Risk is an essential part of investing. No risk management program can eliminate the Fund’s exposure to adverse events; at best, it may only reduce the possibility that the Fund will be affected by such events, and especially those risks that are not intrinsic to the Fund’s investment program. The Fund could experience losses if judgments about risk prove to be incorrect.

Valuation Risk. The Fund may not be able to sell an investment at the price at which the Fund has valued the investment. Such differences could be significant, particularly for illiquid securities and securities that trade in relatively thin markets and/or markets that experience extreme volatility. If market or other conditions make it difficult to value an investment, the Fund may be required to value such investments using more subjective methods, known as fair value methodologies. Using fair value methodologies to price investments may result in a value that is different from an investment’s most recent price and from the prices used by other funds to calculate their NAVs. The Fund uses pricing services to provide values for certain securities and there is no assurance that the Fund will be able to sell an investment at the price established by such pricing services. The Fund’s ability to value its investments in an accurate and timely manner may be impacted by technological issues and/or errors by third party service providers, such as pricing services or accounting agents.

PERFORMANCE

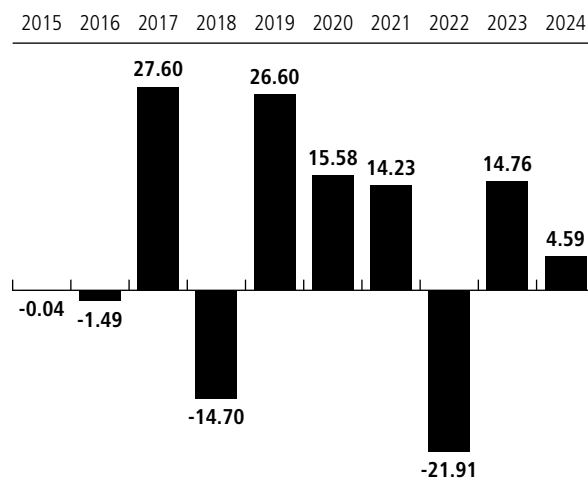
The following bar chart and table provide an indication of the risks of investing in the Fund. The bar chart shows how the Fund’s performance has varied from year to year. The table below the bar chart shows what the returns would equal if you averaged out actual performance over various lengths of time and compares the returns with the returns of a broad based market index. The index, which is described in “Descriptions of Indices” in the prospectus, has characteristics relevant to the Fund’s investment strategy.

The following performance prior to April 17, 2017 is that of the Fund’s Trust Class. Because Trust Class has higher expenses than Class R6, its performance typically would have been lower than that of Class R6.

Returns would have been lower if the Manager had not reimbursed certain expenses and/or waived a portion of the investment management fees during certain of the periods shown.

Past performance (before and after taxes) is not a prediction of future results. Visit www.nb.com or call 800-366-6264 for updated performance information.

YEAR-BY-YEAR % RETURNS AS OF 12/31 EACH YEAR



Best quarter:	Q2 2020	20.83%
Worst quarter:	Q1 2020	-22.18%
Year to Date performance as of:	09/30/2025	17.62%

AVERAGE ANNUAL TOTAL % RETURNS AS OF 12/31/2024

International Select Fund	1 Year	5 Years	10 Years
Return Before Taxes	4.59	4.35	5.32
Return After Taxes on Distributions	3.64	3.14	4.49
Return After Taxes on Distributions and Sale of Fund Shares	3.19	3.32	4.17
MSCI EAFE [®] Index (Net) (reflects reinvested dividends net of withholding taxes, but reflects no deduction for fees, expenses or taxes)	3.82	4.73	5.20

After-tax returns are calculated using the historical highest individual federal marginal income tax rates and do not reflect the impact of state and local taxes. Actual after-tax returns depend on an investor's tax situation and may differ from those shown. After-tax returns are not relevant to investors who hold their Fund shares through tax-deferred arrangements, such as 401(k) plans or individual retirement accounts. Return After Taxes on Distributions and Sale of Fund Shares may be higher than other returns for the same period due to a tax benefit of realizing a capital loss upon the sale of Fund shares.

INVESTMENT MANAGER

Neuberger Berman Investment Advisers LLC ("Manager") is the Fund's investment manager.

PORTFOLIO MANAGERS

The Fund is managed by Elias Cohen, CFA (Managing Director of the Manager) and Thomas Hogan, CFA (Managing Director of the Manager). Mr. Cohen has managed the Fund since December 2016. Mr. Hogan became an Associate Portfolio Manager in January 2021 and became Portfolio Manager of the Fund in December 2022.

BUYING AND SELLING SHARES

You may purchase, redeem (sell) or exchange shares of the Fund on any day the New York Stock Exchange is open, at the Fund's net asset value per share next determined after your order is received in proper form. Shares of the Fund generally are available only through certain investment providers, such as banks, brokerage firms, retirement plan administrators, and financial advisers. Contact any investment provider authorized to sell the Fund's shares. See "Maintaining Your Account" in the prospectus for eligibility requirements for purchases of Class R6 shares.

For certain institutional investors, shares of the Fund may be available directly from Neuberger Berman BD LLC by regular, first class mail (Neuberger Funds, P.O. Box 219189, Kansas City, MO 64121-9189), by express delivery, registered mail, or certified mail (Neuberger Funds, 801 Pennsylvania Ave, Suite 219189, Kansas City, MO 64105-1307), or by wire, fax, telephone, or exchange (call 800-366-6264 for instructions). See "Maintaining Your Account" in the prospectus for eligibility requirements for direct purchases of shares and for instructions on buying and redeeming (selling) shares directly.

The Fund does not impose minimum purchase requirements for Class R6 shares. However, you should contact your investment provider to determine whether it imposes minimum purchase requirements.

TAX INFORMATION

Unless you invest in the Fund through a tax-advantaged retirement plan or account or are a tax-exempt investor, you will be subject to tax on Fund distributions to you of ordinary income and/or net capital gains. Those distributions generally are not taxable to such a plan or account or a tax-exempt investor, although withdrawals from certain retirement plans and accounts generally are subject to federal income tax.

PAYMENTS TO INVESTMENT PROVIDERS AND OTHER FINANCIAL INTERMEDIARIES

If you purchase shares of another class of the Fund through an investment provider or other financial intermediary, such as a bank, brokerage firm, workplace retirement program, or financial adviser (who may be affiliated with Neuberger), the Fund and/or Neuberger Berman BD LLC and/or its affiliates may pay the intermediary for the sale of shares of those other classes of the Fund and related services. These payments may create a conflict of interest by influencing the investment provider or other financial intermediary and its employees to recommend the Fund or those other classes of the Fund over another investment. **Neuberger does not provide ongoing payments to third parties for any record-keeping, revenue sharing or administrative services in connection with investments in Class R6.** To the extent the Fund makes such payments with respect to another class, they can come only out of the assets of that other class.

Neuberger Intrinsic Value Fund

Class R6 Shares (NRINX)

GOAL

The Fund seeks long-term growth of capital.

FEES AND EXPENSES

These tables describe the fees and expenses that you may pay if you buy, hold or sell shares of the Fund. **You may pay other fees, such as brokerage commissions and other fees to financial intermediaries, which are not reflected in the table and example below.**

Shareholder Fees <i>(fees paid directly from your investment)</i>	None
Annual Fund Operating Expenses <i>(expenses that you pay each year as a % of the value of your investment)</i>	
Management fees	0.81
Distribution and/or shareholder service (12b-1) fees	None
Other expenses	0.05
Total annual operating expenses	0.86

Expense Example

The expense example can help you compare costs among mutual funds. The example assumes that you invested \$10,000 for the periods shown, that you redeemed all of your shares at the end of those periods, that the Fund earned a hypothetical 5% total return each year, and that the Fund's expenses were those in the table. Actual performance and expenses may be higher or lower.

	1 Year	3 Years	5 Years	10 Years
Class R6	\$88	\$274	\$477	\$1,061

Portfolio Turnover

The Fund pays transaction costs, such as commissions, when it buys and sells securities (or "turns over" its portfolio). A higher portfolio turnover rate may indicate higher transaction costs and may result in higher taxes when Fund shares are held in a taxable account. These costs, which are not reflected in annual operating expenses or in the example, affect the Fund's performance. During the most recent fiscal year, the Fund's portfolio turnover rate was 12% of the average value of its portfolio.

PRINCIPAL INVESTMENT STRATEGIES

To pursue its goal, the Fund invests mainly in common stocks of small- and mid-capitalization companies, which it defines as those companies with a total market value between \$50 million and \$10 billion at the time the Fund first invests in them. The Fund may continue to hold or add to a position in a stock after the company's market value has increased above or decreased below this range.

The Fund's strategy consists of using a bottom-up, research driven approach to identify stocks of companies that are available at market prices below the Portfolio Managers' estimate of their intrinsic value and that the Portfolio Managers believe have the potential for appreciation in value over time. The Portfolio Managers' estimate of a company's intrinsic value represents their view of the company's true, long-term economic value, the market's view of which may be currently distorted by market inefficiencies. The intrinsic value estimate represents what the Portfolio Managers believe a company could be worth if it is acquired, if its profitability returns to its long-term average level, or if its valuation moves in line with those companies that the Portfolio Managers see as its publicly traded peers.

The Portfolio Managers believe that while markets are often efficient, certain investment opportunities tend to be mispriced due to market inefficiencies. For example, market inefficiencies may exist at times in the small capitalization segment of the market due to a lack of widely available research on these companies. The Portfolio Managers attempt to exploit these market inefficiencies and look for opportunities to invest in companies they believe to be undervalued, such as companies with the following characteristics:

- **Complex Companies:** These companies typically have multiple lines of business that are in different industries or sectors and/or that have different growth rates and profitability characteristics.

- **Cyclical Companies:** These companies typically have ebbs and flows in their business depending on demand patterns for their products, the length of product cycles, or other transient factors.
- **Companies in a Period of Interrupted Growth:** Typically, these are companies in attractive, high growth markets that have suffered what the Portfolio Managers believe is a temporary setback and/or are in transition to a more mature, lower growth business model that focuses more on current earnings than on rapid growth.

In seeking to identify these types of companies, the Portfolio Managers perform an initial screening to identify those companies that have stock prices that are trailing the performance of the overall market and that the Portfolio Managers believe are attractive relative to current cash flows. Next, the Portfolio Managers establish an estimate of a company's intrinsic value. The Portfolio Managers will invest in a company's stock on the basis of the company's discount to the Portfolio Managers' estimate of intrinsic value and the Portfolio Managers' belief in its potential for appreciation over time. In addition, the Portfolio Managers may invest in anticipation of a catalyst, such as a merger, liquidation, spin off, or management change. The Portfolio Managers will typically visit a company and interview its management team to help understand management's incentives (such as equity ownership in the company and compensation plans), the merits of its strategic plan, and other factors that have the potential to increase the value of the company's stock. The Portfolio Managers also integrate governance factors into the investment process. They seek to invest in companies that have effective and independent boards composed of diverse, and currently active, CEOs and other C-level executives. They look for companies where management and shareholder interests are aligned (often through high ownership of the company by management), with long-term incentive plans and CEO and management compensation and succession plans in place. The Portfolio Managers also seek out companies that have full transparency and disclosure, effective capital deployment strategies and value enhancing merger and acquisition policies. When appropriate, the Portfolio Managers may engage with portfolio companies on a variety of topics, including governance, strategy and financing in an effort to enhance shareholder value. The Portfolio Managers may also engage with portfolio companies on financially material environmental and social issues.

The Portfolio Managers establish an intrinsic value for a company's stock when it is purchased and then continue to evaluate the company's stock price versus their estimate of its intrinsic value to determine whether to maintain, add to, reduce or eliminate the position. The Portfolio Managers typically reduce or eliminate a position in a company's stock if the stock's price appreciates and the company's discount to their estimate of its intrinsic value narrows. The Portfolio Managers' decision to reduce or eliminate a position in a particular stock may also be driven by their belief that another company's stock has a wider discount to their estimate of its intrinsic value. Changes in a company's management or corporate strategy, or the failure of a company to perform as expected, may also cause the Portfolio Managers to reduce or eliminate a position in that company's stock.

As part of their fundamental investment analysis the Portfolio Managers consider environmental, social and governance factors they believe are financially material to individual investments, where applicable. This includes seeking to identify and engage with issuers where the Portfolio Managers believe an improvement in a financially material environmental, social and governance factor may enhance shareholder value. Accordingly, this may result in the Fund making an investment in a company with one or more financially material environmental, social and governance risks at the time of investments. While consideration of financially material environmental, social and governance factors is inherently subjective and may be informed by both internally generated and third-party metrics, data and other information, the Portfolio Managers believe that the consideration of financially material environmental, social and governance factors, alongside traditional financial metrics, may enhance the Fund's overall investment process. The consideration of environmental, social and governance factors does not apply to certain instruments, such as certain derivative instruments, other registered investment companies, cash and cash equivalents and environmental, social and governance factors may not be deemed financially material to other investments. The consideration of environmental, social and governance factors as part of the investment process does not mean that the Fund pursues a specific "impact" or "sustainable" investment strategy.

The Fund may invest in restricted securities, including private placements, which are securities that are subject to legal restrictions on their sale and may not be sold to the public unless registered under the applicable securities law or pursuant to an applicable exemption.

At times, the Portfolio Managers may emphasize certain sectors that they believe will benefit from market or economic trends.

PRINCIPAL INVESTMENT RISKS

Most of the Fund's performance depends on what happens in the stock market, the Portfolio Managers' evaluation of those developments, and the success of the Portfolio Managers in implementing the Fund's investment strategies. The market's behavior can be difficult to predict, particularly in the short term. There can be no guarantee that the Fund will achieve its goal. The Fund may take temporary defensive and cash management positions; to the extent it does, it will not be pursuing its principal investment strategies.

The actual risk exposure taken by the Fund in its investment program will vary over time, depending on various factors including the Portfolio Managers' evaluation of issuer, political, regulatory, market, or economic developments. There can be no guarantee that the Portfolio Managers will be successful in their attempts to manage the risk exposure of the Fund or will appropriately evaluate or weigh the multiple factors involved in investment decisions, including issuer, market and/or instrument-specific analysis, valuation and financially material environmental, social and governance factors.

The Fund is a mutual fund, not a bank deposit, and is not guaranteed or insured by the Federal Deposit Insurance Corporation or any other government agency. The value of your investment may fall, sometimes sharply, and you could lose money by investing in the Fund.

Each of the following risks, which are described in alphabetical order and not in order of any presumed importance, can significantly affect the Fund's performance. The relative importance of, or potential exposure as a result of, each of these risks will vary based on market and other investment-specific considerations.

Catalyst Risk. Investing in companies in anticipation of a catalyst carries the risk that the catalyst may not happen as anticipated, or the market may react to the catalyst differently than expected.

Issuer-Specific Risk. An individual security may be more volatile, and may perform differently, than the market as a whole.

Liquidity Risk. From time to time, the trading market for a particular investment in which the Fund invests, or a particular type of instrument in which the Fund is invested, may become less liquid or even illiquid. Illiquid investments frequently can be more difficult to purchase or sell at an advantageous price or time, and there is a greater risk that the investments may not be sold for the price at which the Fund is carrying them. Certain investments that were liquid when the Fund purchased them may become illiquid, sometimes abruptly. Additionally, market closures due to holidays or other factors may render a security or group of securities (e.g., securities tied to a particular country or geographic region) illiquid for a period of time. An inability to sell a portfolio position can adversely affect the Fund's value or prevent the Fund from being able to take advantage of other investment opportunities. Market prices for such securities or other investments may be volatile. During periods of substantial market volatility, an investment or even an entire market segment may become illiquid, sometimes abruptly, which can adversely affect the Fund's ability to limit losses.

Unexpected episodes of illiquidity, including due to market or political factors, instrument or issuer-specific factors and/or unanticipated outflows or other factors, may limit the Fund's ability to pay redemption proceeds within the allowable time period. To meet redemption requests during periods of illiquidity, the Fund may be forced to sell securities at an unfavorable time and/or under unfavorable conditions.

Market Volatility Risk. Markets may be volatile and values of individual securities and other investments, including those of a particular type, may decline significantly in response to adverse issuer, political, regulatory, market, economic or other developments that may cause broad changes in market value, public perceptions concerning these developments, and adverse investor sentiment or publicity. Geopolitical and other risks, including environmental and public health risks may add to instability in world economies and markets generally. Changes in value may be temporary or may last for extended periods. If the Fund sells a portfolio position before it reaches its market peak, it may miss out on opportunities for better performance.

Private Placements and Other Restricted Securities Risk. Private placements and other restricted securities, including securities for which Fund management has material non-public information, are securities that are subject to legal and/or contractual restrictions on their sales. These securities may not be sold to the public unless certain conditions are met, which may include registration under the applicable securities laws. As a result of the absence of a public trading market, the prices of these securities may be more difficult to determine than publicly traded securities and these securities may involve heightened risk as compared to investments in securities of publicly traded companies. Private placements and other restricted securities may be illiquid, and it frequently can be difficult to sell them at a time when it may otherwise be desirable to do so or the Fund may be able to sell them only at prices that are less than what the Fund regards as their fair market value. Transaction costs may be higher for these securities. In addition, the Fund may get only limited information about the issuer of a private placement or other restricted security.

Recent Market Conditions. Both U.S. and international markets have experienced significant volatility in recent years. As a result of such volatility, investment returns may fluctuate significantly. National economies are substantially interconnected, as are global financial markets, which creates the possibility that conditions in one country or region might adversely impact issuers in a different country or region. However, the interconnectedness of economies and/or markets may be diminishing or changing, which may impact such economies and markets in ways that cannot be foreseen at this time.

Some countries, including the U.S., have adopted more protectionist trade policies, which is a trend that appears to be continuing globally. Slowing global economic growth, the rise in protectionist trade policies, inflationary pressures, changes to some major international trade and security agreements, risks associated with the trade and security agreement between countries and regions, including the U.S. and other foreign nations, political or economic dysfunction within some countries or regions, including the U.S., and dramatic changes in consumer sentiment, commodity prices and currency values could affect the economies and markets of many nations, including the U.S., in ways that cannot necessarily be foreseen at the present time and may create significant volatility in the markets. In addition, these policies, including the impact on the U.S. dollar, may decrease foreign demand for U.S. assets, which could have a negative impact on certain issuers and/or industries.

The Federal Reserve and certain foreign central banks have started to lower interest rates, though economic or other factors, such as inflation, could stop such changes. It is difficult to accurately predict the pace at which interest rates might change, the timing, frequency or magnitude of any such changes in interest rates, or when such changes might stop or again reverse course. Additionally, various economic and political factors could cause the Federal Reserve or other foreign central banks to change their approach in the future and such actions may result in an economic slowdown both in the U.S. and abroad. Unexpected changes in interest rates could lead to significant market volatility or reduce liquidity in certain sectors of the market. Deteriorating economic fundamentals may, in turn, increase the risk of default or insolvency of particular issuers, negatively impact market value, cause credit spreads to widen, and reduce bank balance sheets. Any of these could cause an increase in market volatility, reduce liquidity across various markets or decrease confidence in the markets.

Regulators in the U.S. have adopted a number of changes to regulations involving the markets and issuers, some of which apply to the Fund. The full effect of such regulations is not currently known and certain changes to regulation could limit the Fund's ability to pursue its investment strategies or make certain investments, may make it more costly for it to operate, or adversely impact performance. Additionally, it is possible that such regulations could be further revised or rescinded, which creates material uncertainty on their impact to the Fund.

Advancements in technology, including advanced development and increased regulation of artificial intelligence, may adversely impact market movements and liquidity. As artificial intelligence is used more widely, which can occur relatively rapidly, the profitability and growth of certain issuers and industries may be negatively impacted in ways that cannot be foreseen and could adversely impact its performance.

Tensions, war, or open conflict between nations, such as between Russia and Ukraine, in the Middle East, or in eastern Asia could affect the economies of many nations, including the United States. The duration of ongoing hostilities and any sanctions and related events cannot be predicted. Those events present material uncertainty and risk with respect to markets globally and the performance of the Fund and its investments or operations could be negatively impacted.

High public debt in the U.S. and other countries creates ongoing systemic and market risks and policymaking uncertainty. There is no assurance that the U.S. Congress will act to raise the nation's debt ceiling; a failure to do so could cause market turmoil and substantial investment risks that cannot now be fully predicted. Unexpected political, regulatory and diplomatic events within the U.S. and abroad may affect investor and consumer confidence and may adversely impact financial markets and the broader economy.

Global climate change can have potential effects on property and security values. Certain issuers, industries and regions may be adversely affected by the impact of climate change in ways that cannot be foreseen. The impact of legislation, regulation and international accords related to climate change, including any direct or indirect consequences that may not be foreseen, may negatively impact certain issuers, industries and regions.

Redemption Risk. The Fund may experience periods of large or frequent redemptions that could cause the Fund to sell assets at inopportune times, which could have a negative impact on the Fund's overall liquidity, or at a loss or depressed value. Redemption risk is greater to the extent that one or more investors or intermediaries control a large percentage of investments in the Fund and the risk is heightened during periods of declining or illiquid markets. Large redemptions could hurt the Fund's performance, increase transaction costs, and create adverse tax consequences.

Sector Risk. From time to time, based on market or economic conditions, the Fund may have significant positions in one or more sectors of the market. To the extent the Fund invests more heavily in particular sectors, its performance will be especially sensitive to developments that significantly affect those sectors. Individual sectors or sub-sectors may be more volatile, and may perform differently, than the broader market. The industries that constitute a sector may all react in the same way to economic, political or regulatory events.

Small- and Mid-Cap Companies Risk. At times, small- and mid-cap companies may be out of favor with investors. Compared to larger companies, small- and mid-cap companies may depend on a more limited management group, may have a shorter history of operations, less publicly available information, less stable earnings, and limited product lines, markets or financial resources. The securities of small- and mid-cap companies are often more volatile, which at times can be rapid and unpredictable, and less liquid than the securities of larger companies and may be more affected than other types of securities by the underperformance of a sector, during market downturns, by adverse publicity and investor perceptions, by interest rate changes and by government regulation.

Value Stock Risk. Value stocks are those stocks whose stock prices, whether based on earnings, book value, or other financial measures, do not reflect their full economic opportunities. Value stocks may remain undervalued for extended periods of time, may decrease in value during a given period, may not ever realize what the portfolio management team believes to be their full value or intrinsic value, or the portfolio management team's assumptions about intrinsic value or potential for appreciation may be incorrect. This may happen, among other reasons, because of a failure to anticipate which stocks or industries would benefit from changing market or economic conditions or investor preferences.

A summary of the Fund's additional principal investment risks is as follows:

Risk of Increase in Expenses. A decline in the Fund's average net assets during the current fiscal year due to market volatility or other factors could cause the Fund's expenses for the current fiscal year to be higher than the expense information presented in "Fees and Expenses."

Operational and Cybersecurity Risk. The Fund and its service providers, and your ability to transact with the Fund, may be negatively impacted due to operational matters arising from, among other problems, human errors, processing and communications errors, counterparty and third-party disruptions or errors, systems and technology disruptions or failures, or cybersecurity incidents. Cybersecurity incidents may allow an unauthorized party to gain access to fund assets, customer data, or proprietary information, or cause the Fund or its service providers, as well as the securities trading venues and their service providers, to suffer data corruption or lose operational functionality, including those related to critical functions. Cybersecurity incidents can result from deliberate attacks or unintentional events. It is not possible for the Manager or the other Fund service providers to identify all of the cybersecurity or other operational risks that may affect the Fund or to develop processes and controls to completely eliminate or mitigate their occurrence or effects. Most issuers in which the Fund invests are heavily dependent on computers for data storage and operations, and require ready access to the internet to conduct their business. Thus, cybersecurity incidents could also affect issuers of securities in which the Fund invests, leading to significant loss of value.

Artificial Intelligence. The Fund and its service providers, including its adviser, may utilize artificial intelligence ("AI") technologies, including machine learning models and generative AI, to improve operational efficiency and in connection with research. In addition, counterparties used by the Fund may utilize AI in their business activities. While the Manager may restrict certain uses of AI tools, the Fund and its adviser are not in a position to control the use of AI in third-party products or services. The use of AI introduces numerous potential challenges and the use of AI can lead to reputational damage, legal liabilities, and competitive disadvantages, as well as negatively impact business operations, which may occur with or without mismanagement in the use of the AI. AI requires the collection and processing of substantial amounts of data, which poses risks of data inaccuracies, incompleteness, and inherent biases, and which can degrade the technology's effectiveness and reliability. Such data can include proprietary information, the use of which by AI may be unauthorized and subject to potential liability. Rapid technological advancements further complicate risk predictions, and competitors who adopt AI more swiftly may gain a competitive edge. The complexity and opacity of AI systems raise significant accountability and ethical concerns. AI has enhanced the ability of threat actors to amplify the potency, scale, and speed of cybersecurity attacks. AI's role in increasing automation raises concerns about job displacement and may lead to economic and social disruptions. The unpredictable nature of AI's impact on market dynamics complicates traditional risk assessment models, making it challenging to identify risks and opportunities using historical data. Legal and regulatory frameworks governing AI's use, particularly concerning data privacy and protection, are evolving rapidly. These changes could materially alter how AI is used, which may negatively impact the Fund.

Risk Management. Risk is an essential part of investing. No risk management program can eliminate the Fund's exposure to adverse events; at best, it may only reduce the possibility that the Fund will be affected by such events, and especially those risks that are not intrinsic to the Fund's investment program. The Fund could experience losses if judgments about risk prove to be incorrect.

Valuation Risk. The Fund may not be able to sell an investment at the price at which the Fund has valued the investment. Such differences could be significant, particularly for illiquid securities and securities that trade in relatively thin markets and/or markets

that experience extreme volatility. If market or other conditions make it difficult to value an investment, the Fund may be required to value such investments using more subjective methods, known as fair value methodologies. Using fair value methodologies to price investments may result in a value that is different from an investment's most recent price and from the prices used by other funds to calculate their NAVs. The Fund uses pricing services to provide values for certain securities and there is no assurance that the Fund will be able to sell an investment at the price established by such pricing services. The Fund's ability to value its investments in an accurate and timely manner may be impacted by technological issues and/or errors by third party service providers, such as pricing services or accounting agents.

PERFORMANCE

The following bar chart and table provide an indication of the risks of investing in the Fund. The bar chart shows how the Fund's performance has varied from year to year. The table below the bar chart shows what the returns would equal if you averaged out actual performance over various lengths of time and compares the returns with the returns of a broad based market index and additional indices. The broad-based market index is required by regulation. The additional index or indices have characteristics relevant to the Fund's investment strategy. The indices are described in "Descriptions of Indices" in the prospectus.

As of May 7, 2010, the Fund became the successor to DJG Small Cap Value Fund L.P., an unregistered limited partnership ("DJG Fund"); DJG Fund was the successor to The DJG Small Cap Value Fund, an unregistered commingled investment account ("DJG Account"). The performance after September 12, 2008 is that of DJG Fund and the performance from July 8, 1997 (the Fund's commencement of operations) to September 11, 2008 is that of DJG Account. On May 7, 2010, the DJG Fund transferred its assets to the Fund in exchange for the Fund's Institutional Class shares. The investment policies, objectives, guidelines and restrictions of the Fund are in all material respects equivalent to those of DJG Fund and DJG Account (the "Predecessors"). As a mutual fund registered under the Investment Company Act of 1940, the Fund is subject to certain restrictions under the 1940 Act and the Internal Revenue Code to which the Predecessors were not subject. Had the Predecessors been registered under the 1940 Act and been subject to the provisions of the 1940 Act and the Code, their investment performance may have been adversely affected. The performance information reflects the actual expenses of the Predecessors.

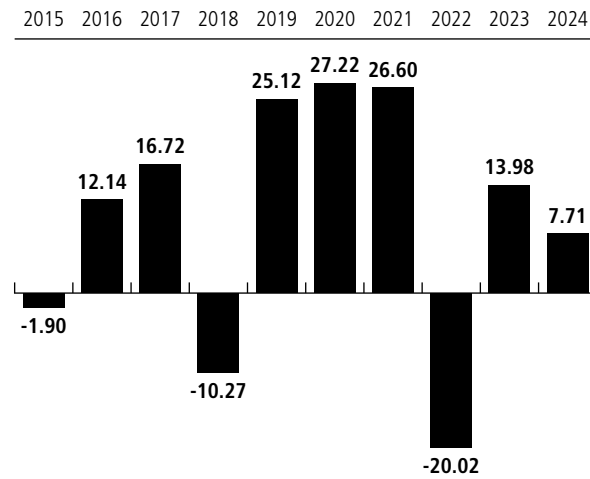
The Predecessors did not have distribution policies. The Predecessors were an unregistered limited partnership and an unregistered commingled investment account, did not qualify as regulated investment companies for federal income tax purposes and did not pay dividends or other distributions. As a result of the different tax treatment, we are unable to show the after-tax returns for the Fund prior to May 7, 2010.

The following performance prior to May 7, 2010 is that of the Fund's Predecessors, and that of the Fund's Institutional Class from May 7, 2010 to January 18, 2019. Because the Institutional Class has higher expenses than Class R6, its performance typically would have been lower than that of Class R6.

Returns would have been lower/higher if the Manager had not reimbursed/recouped certain expenses and/or waived a portion of the investment management fees during certain of the periods shown.

Past performance (before and after taxes) is not a prediction of future results. Visit www.nb.com or call 800-366-6264 for updated performance information.

YEAR-BY-YEAR % RETURNS AS OF 12/31 EACH YEAR



Best quarter: Q4 2020 38.75%
 Worst quarter: Q1 2020 -30.69%
 Year to Date performance as of: 09/30/2025 13.25%

AVERAGE ANNUAL TOTAL % RETURNS AS OF 12/31/2024

Intrinsic Value Fund	1 Year	5 Years	10 Years	Since Inception (7/8/1997)
Return Before Taxes	7.71	9.60	8.59	10.65
Return After Taxes on Distributions	7.49	8.93	7.54	N/A
Return After Taxes on Distributions and Sale of Fund Shares	4.74	7.55	6.70	N/A
Russell 3000® Index (reflects no deduction for fees, expenses or taxes)	23.81	13.86	12.55	9.03
Russell 2000® Value Index (reflects no deduction for fees, expenses or taxes)	8.05	7.29	7.14	8.34
Russell 2000® Index (reflects no deduction for fees, expenses or taxes)	11.54	7.40	7.82	7.91

After-tax returns are calculated using the historical highest individual federal marginal income tax rates and do not reflect the impact of state and local taxes. Actual after-tax returns depend on an investor’s tax situation and may differ from those shown. After-tax returns are not relevant to investors who hold their Fund shares through tax-deferred arrangements, such as 401(k) plans or individual retirement accounts.

INVESTMENT MANAGER

Neuberger Berman Investment Advisers LLC (“Manager”) is the Fund’s investment manager.

PORTFOLIO MANAGERS

The Fund is co-managed by Benjamin H. Nahum (Managing Director of the Manager), James F. McAree (Managing Director of the Manager) and Amit Solomon (Managing Director of the Manager). They have managed the Fund since its inception in 2010. Mr. Nahum served as the portfolio manager of the Fund’s Predecessors from 1997 to 2010, and Mr. McAree and Mr. Solomon served as research analysts to the Fund’s Predecessors from 2005 and 2002, respectively, to 2010.

BUYING AND SELLING SHARES

You may purchase, redeem (sell) or exchange shares of the Fund on any day the New York Stock Exchange is open, at the Fund’s net asset value per share next determined after your order is received in proper form. Shares of the Fund generally are available only through certain investment providers, such as banks, brokerage firms, retirement plan administrators, and financial advisers. Contact any investment provider authorized to sell the Fund’s shares. See “Maintaining Your Account” in the prospectus for eligibility requirements for purchases of Class R6 shares.

For certain institutional investors, shares of the Fund may be available directly from Neuberger Berman BD LLC by regular, first class mail (Neuberger Funds, P.O. Box 219189, Kansas City, MO 64121-9189), by express delivery, registered mail, or certified mail (Neuberger Funds, 801 Pennsylvania Ave, Suite 219189, Kansas City, MO 64105-1307), or by wire, fax, telephone, or exchange (call 800-366-6264 for instructions). See “Maintaining Your Account” in the prospectus for eligibility requirements for direct purchases of shares and for instructions on buying and redeeming (selling) shares directly.

The Fund does not impose minimum purchase requirements for Class R6 shares. However, you should contact your investment provider to determine whether it imposes minimum purchase requirements.

TAX INFORMATION

Unless you invest in the Fund through a tax-advantaged retirement plan or account or are a tax-exempt investor, you will be subject to tax on Fund distributions to you of ordinary income and/or net capital gains. Those distributions generally are not taxable to such a plan or account or a tax-exempt investor, although withdrawals from certain retirement plans and accounts generally are subject to federal income tax.

PAYMENTS TO INVESTMENT PROVIDERS AND OTHER FINANCIAL INTERMEDIARIES

If you purchase shares of another class of the Fund through an investment provider or other financial intermediary, such as a bank, brokerage firm, workplace retirement program, or financial adviser (who may be affiliated with Neuberger), the Fund and/or Neuberger Berman BD LLC and/or its affiliates may pay the intermediary for the sale of shares of those other classes of the Fund and related services. These payments may create a conflict of interest by influencing the investment provider or other financial intermediary and its employees to recommend the Fund or those other classes of the Fund over another investment. **Neuberger does not provide ongoing payments to third parties for any record-keeping, revenue sharing or administrative services in connection with investments in Class R6.** To the extent the Fund makes such payments with respect to another class, they can come only out of the assets of that other class.

Neuberger Large Cap Growth Fund

Class R6 Shares (NGRDX)

GOAL

The Fund seeks long-term growth of capital.

FEES AND EXPENSES

These tables describe the fees and expenses that you may pay if you buy, hold or sell shares of the Fund. **You may pay other fees, such as brokerage commissions and other fees to financial intermediaries, which are not reflected in the table and example below.**

Shareholder Fees (<i>fees paid directly from your investment</i>)	None
Annual Fund Operating Expenses (<i>expenses that you pay each year as a % of the value of your investment</i>)	
Management fees	0.51
Distribution and/or shareholder service (12b-1) fees	None
Other expenses	0.05
Total annual operating expenses	0.56
Fee waivers and/or expense reimbursement	0.01
Total annual operating expenses after fee waivers and/or expense reimbursement ¹	0.55

¹ Neuberger Berman Investment Advisers LLC ("Manager") has contractually undertaken to waive and/or reimburse certain fees and expenses of Class R6 so that the total annual operating expenses (excluding interest, brokerage commissions, acquired fund fees and expenses, taxes including any expenses relating to tax reclaims, dividend and interest expenses relating to short sales, and extraordinary expenses, if any) ("annual operating expenses") are limited to 0.55% of average net assets until 12/31/2026 and 0.65% of average net assets from 1/1/2027 until 8/31/2029. This undertaking may not be terminated during its term without the consent of the Board of Trustees. The Fund has agreed that Class R6 will repay the Manager for fees and expenses waived or reimbursed for that class provided that repayment does not cause annual operating expenses to exceed the expense limitation in place at the time the fees were waived and/or the expenses were reimbursed, or the expense limitation in place at the time the Fund repays the Manager, whichever is lower. Any such repayment must be made within three years after the year in which the Manager incurred the expense. "Other expenses" shown above include a repayment of less than 0.01%.

Expense Example

The expense example can help you compare costs among mutual funds. The example assumes that you invested \$10,000 for the periods shown, that you redeemed all of your shares at the end of those periods, that the Fund earned a hypothetical 5% total return each year, and that the Fund's expenses were those in the table. Actual performance and expenses may be higher or lower.

	1 Year	3 Years	5 Years	10 Years
Class R6	\$56	\$178	\$312	\$701

Portfolio Turnover

The Fund pays transaction costs, such as commissions, when it buys and sells securities (or "turns over" its portfolio). A higher portfolio turnover rate may indicate higher transaction costs and may result in higher taxes when Fund shares are held in a taxable account. These costs, which are not reflected in annual operating expenses or in the example, affect the Fund's performance. During the most recent fiscal year, the Fund's portfolio turnover rate was 30% of the average value of its portfolio.

PRINCIPAL INVESTMENT STRATEGIES

To pursue its goal, the Fund normally invests at least 80% of its net assets in equity securities of large-capitalization companies, which it defines as those with a market capitalization within the market capitalization range of the Russell 1000® Growth Index at the time of purchase.

The Portfolio Managers employ a research driven approach to stock selection, with a long term perspective that combines both quantitative analysis and qualitative judgment. The Portfolio Managers generally seek to identify what they believe to be faster growing companies or quality growth companies with key attributes that may include characteristics such as attractive sales growth, higher earnings visibility, or competitive returns on equity relative to their peers. In doing so, the Portfolio Managers analyze such factors as: balance sheet metrics; profit margin profiles; market share and competitive leadership of the company's

products; sales; cash flow and earnings growth relative to competitors; and market valuation in comparison to a stock's own historical norms and the stocks of other large-capitalization companies.

As part of their fundamental investment analysis the Portfolio Managers consider environmental, social and governance factors they believe are financially material to individual investments, where applicable. While this analysis is inherently subjective and may be informed by both internally generated and third-party metrics, data and other information, the Portfolio Managers believe that the consideration of financially material environmental, social and governance factors, alongside traditional financial metrics, may enhance the Fund's overall investment process. The consideration of environmental, social and governance factors does not apply to certain instruments, such as certain derivative instruments, other registered investment companies, cash and cash equivalents. The consideration of environmental, social and governance factors as part of the investment process does not mean that the Fund pursues a specific "impact" or "sustainable" investment strategy.

Although the Fund invests primarily in domestic stocks, it may also invest in stocks of foreign companies.

The Fund may invest in restricted securities, including private placements, which are securities that are subject to legal restrictions on their sale and may not be sold to the public unless registered under the applicable securities law or pursuant to an applicable exemption. The Fund may also invest in private companies, including companies that have not yet issued securities publicly in an initial public offering.

The Fund may also use options, including, but not limited to, buying and selling (writing) put and call options on individual stocks, to attempt to enhance returns. The Fund will only sell (write) call options on individual stocks if it simultaneously holds an equivalent position in the stock underlying the option ("covered call option").

The Fund seeks to reduce risk by investing across many companies, sectors and industries. At times, the Portfolio Managers may emphasize certain sectors or industries that they believe may benefit from market or economic trends.

The Portfolio Managers follow a disciplined selling strategy that utilizes a process analyzing macroeconomic and/or security-specific circumstances, and may sell a security when it reaches a target price, if a company's business fails to perform as expected, or when other opportunities appear more attractive.

The Fund will not change its strategy of normally investing at least 80% of its net assets in equity securities of large-capitalization companies, without providing shareholders at least 60 days' notice. This test is applied at the time the Fund invests; later percentage changes caused by a change in Fund assets, market values or company circumstances will not require the Fund to dispose of a holding.

PRINCIPAL INVESTMENT RISKS

Most of the Fund's performance depends on what happens in the stock market, the Portfolio Managers' evaluation of those developments, and the success of the Portfolio Managers in implementing the Fund's investment strategies. The market's behavior can be difficult to predict, particularly in the short term. There can be no guarantee that the Fund will achieve its goal. The Fund may take temporary defensive and cash management positions; to the extent it does, it will not be pursuing its principal investment strategies.

The actual risk exposure taken by the Fund in its investment program will vary over time, depending on various factors including the Portfolio Managers' evaluation of issuer, political, regulatory, market, or economic developments. There can be no guarantee that the Portfolio Managers will be successful in their attempts to manage the risk exposure of the Fund or will appropriately evaluate or weigh the multiple factors involved in investment decisions, including issuer, market and/or instrument-specific analysis, valuation and financially material environmental, social and governance factors.

The Fund is a mutual fund, not a bank deposit, and is not guaranteed or insured by the Federal Deposit Insurance Corporation or any other government agency. The value of your investment may fall, sometimes sharply, and you could lose money by investing in the Fund.

Each of the following risks, which are described in alphabetical order and not in order of any presumed importance, can significantly affect the Fund's performance. The relative importance of, or potential exposure as a result of, each of these risks will vary based on market and other investment-specific considerations.

Currency Risk. Currency risk is the risk that foreign currencies will decline in value relative to the U.S. dollar. To the extent that the Fund invests in securities or other instruments denominated in or indexed to foreign currencies, changes in currency exchange rates could adversely impact investment gains or add to investment losses. Currency exchange rates may fluctuate significantly over short periods of time and can be affected unpredictably by various factors, including investor perception and changes in interest

rates; intervention, or failure to intervene, by U.S. or foreign governments, central banks, or supranational entities; or by currency controls or political or regulatory developments in the U.S. or abroad.

Foreign Risk. Foreign securities involve risks in addition to those associated with comparable U.S. securities. Additional risks include exposure to less developed or less efficient trading markets; social, political, diplomatic, or economic instability; trade barriers and other protectionist trade policies (including those of the U.S.); imposition of economic sanctions against a particular country or countries, organizations, companies, entities and/or individuals; significant government involvement in an economy and/or market structure; fluctuations in foreign currencies or currency redenomination; potential for default on sovereign debt; nationalization or expropriation of assets; settlement, custodial or other operational risks; higher transaction costs; confiscatory withholding or other taxes; and less stringent auditing and accounting, corporate disclosure, governance, and legal standards. As a result, foreign securities may fluctuate more widely in price, and may also be less liquid, than comparable U.S. securities. World markets, or those in a particular region, may all react in similar fashion to important economic or political developments. In addition, foreign markets may perform differently than the U.S. market. The effect of economic instability on specific foreign markets or issuers may be difficult to predict or evaluate. Regardless of where a company is organized or its stock is traded, its performance may be affected significantly by events in regions from which it derives its profits or in which it conducts significant operations.

Securities of issuers traded on foreign exchanges may be suspended, either by the issuers themselves, by an exchange, or by governmental authorities. Trading suspensions may be applied from time to time to the securities of individual issuers for reasons specific to that issuer, or may be applied broadly by exchanges or governmental authorities in response to market events. In the event that the Fund holds material positions in such suspended securities or instruments, the Fund's ability to liquidate its positions or provide liquidity to investors may be compromised and the Fund could incur significant losses.

Growth Stock Risk. Because the prices of most growth stocks are based on future expectations, these stocks tend to be more sensitive than value stocks to bad economic news and negative earnings surprises. When these expectations are not met or decrease, the prices of these stocks may decline, sometimes sharply, even if earnings showed an absolute increase. Bad economic news or changing investor perceptions may adversely affect growth stocks across several sectors and industries simultaneously.

Issuer-Specific Risk. An individual security may be more volatile, and may perform differently, than the market as a whole.

The Fund's portfolio may contain fewer securities than the portfolios of other funds, which increases the risk that the value of the Fund could go down because of the poor performance of one or a few investments.

Liquidity Risk. From time to time, the trading market for a particular investment in which the Fund invests, or a particular type of instrument in which the Fund is invested, may become less liquid or even illiquid. Illiquid investments frequently can be more difficult to purchase or sell at an advantageous price or time, and there is a greater risk that the investments may not be sold for the price at which the Fund is carrying them. Certain investments that were liquid when the Fund purchased them may become illiquid, sometimes abruptly. Additionally, market closures due to holidays or other factors may render a security or group of securities (e.g., securities tied to a particular country or geographic region) illiquid for a period of time. An inability to sell a portfolio position can adversely affect the Fund's value or prevent the Fund from being able to take advantage of other investment opportunities. Market prices for such securities or other investments may be volatile. During periods of substantial market volatility, an investment or even an entire market segment may become illiquid, sometimes abruptly, which can adversely affect the Fund's ability to limit losses.

Unexpected episodes of illiquidity, including due to market or political factors, instrument or issuer-specific factors and/or unanticipated outflows or other factors, may limit the Fund's ability to pay redemption proceeds within the allowable time period. To meet redemption requests during periods of illiquidity, the Fund may be forced to sell securities at an unfavorable time and/or under unfavorable conditions.

Market Volatility Risk. Markets may be volatile and values of individual securities and other investments, including those of a particular type, may decline significantly in response to adverse issuer, political, regulatory, market, economic or other developments that may cause broad changes in market value, public perceptions concerning these developments, and adverse investor sentiment or publicity. Geopolitical and other risks, including environmental and public health risks may add to instability in world economies and markets generally. Changes in value may be temporary or may last for extended periods. If the Fund sells a portfolio position before it reaches its market peak, it may miss out on opportunities for better performance.

Mid- and Large-Cap Companies Risk. At times, mid- and large-cap companies may be out of favor with investors. Compared to smaller companies, large-cap companies may be unable to respond as quickly to changes and opportunities and may grow at a slower rate. Compared to larger companies, mid-cap companies may depend on a more limited management group, may have a

shorter history of operations, less publicly available information, less stable earnings, and limited product lines, markets or financial resources. The securities of mid-cap companies are often more volatile and less liquid than the securities of larger companies and may be more affected than other types of securities by the underperformance of a sector, during market downturns, by adverse publicity and investor perceptions, by interest rate changes and by government regulation.

Options Risk. The use of options involves investment strategies and risks different from those associated with ordinary portfolio securities transactions. If a strategy is applied at an inappropriate time or market conditions or trends are judged incorrectly, the use of options may lower the Fund's return. There can be no guarantee that the use of options will increase the Fund's return or income. In addition, there may be an imperfect correlation between the movement in prices of options and the securities underlying them and there may at times not be a liquid secondary market for various options. An abrupt change in the price of an underlying security could render an option worthless. The prices of options are volatile and are influenced by, among other things, actual and anticipated changes in the value of the underlying instrument, or in interest or currency exchange rates, including the anticipated volatility of the underlying instrument (known as implied volatility), which in turn are affected by the performance of the issuer of the underlying instrument, by fiscal and monetary policies and by national and international political and economic events. As such, prior to the exercise or expiration of the option, the Fund is exposed to implied volatility risk, meaning the value, as based on implied volatility, of an option may increase due to market and economic conditions or views based on the sector or industry in which issuers of the underlying instrument participate, including company-specific factors.

By writing put options, the Fund takes on the risk of declines in the value of the underlying instrument, including the possibility of a loss up to the entire strike price of each option it sells, but without the corresponding opportunity to benefit from potential increases in the value of the underlying instrument. When the Fund writes a put option, it assumes the risk that it must purchase the underlying instrument at a strike price that may be higher than the market price of the instrument. If there is a broad market decline and the Fund is not able to close out its written put options, it may result in substantial losses to the Fund. By writing a call option, the Fund may be obligated to deliver instruments underlying an option at less than the market price. When the Fund writes a covered call option, it gives up the opportunity to profit from a price increase in the underlying instrument above the strike price. If a covered call option that the Fund has written is exercised, the Fund will experience a gain or loss from the sale of the underlying instrument, depending on the price at which the Fund purchased the instrument and the strike price of the option. The Fund will receive a premium from writing options, but the premium received may not be sufficient to offset any losses sustained from exercised options. In the case of a covered call, the premium received may be offset by a decline in the market value of the underlying instrument during the option period. If an option that the Fund has purchased is never exercised or closed out, the Fund will lose the amount of the premium it paid and the use of those funds.

Private Companies and Pre-IPO Investments Risk. Investments in private companies, including companies that have not yet issued securities publicly in an initial public offering ("IPO") ("pre-IPO shares"), involve greater risks than investments in securities of companies that have traded publicly on an exchange for extended periods of time. Investments in these companies are generally less liquid than investments in securities issued by public companies and may be difficult for the Fund to value. Compared to public companies, private companies may have a more limited management group and limited operating histories with narrower, less established product lines and smaller market shares, which may cause them to be more vulnerable to competitors' actions, market conditions and consumer sentiment with respect to their products or services, as well as general economic downturns. In addition, private companies may have limited financial resources and may be unable to meet their obligations. The Fund may only have limited access to a private company's actual financial results and there is no assurance that the information obtained by the Fund is reliable. These companies may not ever issue shares in an IPO and a liquid market for their shares may never develop, which could adversely affect the Fund's liquidity. If the company does issue shares in an IPO, IPOs are risky and volatile and may cause the value of the Fund's investment to decrease significantly. Moreover, because securities issued by private companies are generally not freely or publicly tradable, the Fund may not have the opportunity to purchase, or the ability to sell, these securities in the amounts, or at the prices, the Fund desires.

Private Placements and Other Restricted Securities Risk. Private placements and other restricted securities, including securities for which Fund management has material non-public information, are securities that are subject to legal and/or contractual restrictions on their sales. These securities may not be sold to the public unless certain conditions are met, which may include registration under the applicable securities laws. As a result of the absence of a public trading market, the prices of these securities may be more difficult to determine than publicly traded securities and these securities may involve heightened risk as compared to investments in securities of publicly traded companies. Private placements and other restricted securities may be illiquid, and it frequently can be difficult to sell them at a time when it may otherwise be desirable to do so or the Fund may be able to sell them

only at prices that are less than what the Fund regards as their fair market value. Transaction costs may be higher for these securities. In addition, the Fund may get only limited information about the issuer of a private placement or other restricted security.

Recent Market Conditions. Both U.S. and international markets have experienced significant volatility in recent years. As a result of such volatility, investment returns may fluctuate significantly. National economies are substantially interconnected, as are global financial markets, which creates the possibility that conditions in one country or region might adversely impact issuers in a different country or region. However, the interconnectedness of economies and/or markets may be diminishing or changing, which may impact such economies and markets in ways that cannot be foreseen at this time.

Some countries, including the U.S., have adopted more protectionist trade policies, which is a trend that appears to be continuing globally. Slowing global economic growth, the rise in protectionist trade policies, inflationary pressures, changes to some major international trade and security agreements, risks associated with the trade and security agreement between countries and regions, including the U.S. and other foreign nations, political or economic dysfunction within some countries or regions, including the U.S., and dramatic changes in consumer sentiment, commodity prices and currency values could affect the economies and markets of many nations, including the U.S., in ways that cannot necessarily be foreseen at the present time and may create significant volatility in the markets. In addition, these policies, including the impact on the U.S. dollar, may decrease foreign demand for U.S. assets, which could have a negative impact on certain issuers and/or industries.

The Federal Reserve and certain foreign central banks have started to lower interest rates, though economic or other factors, such as inflation, could stop such changes. It is difficult to accurately predict the pace at which interest rates might change, the timing, frequency or magnitude of any such changes in interest rates, or when such changes might stop or again reverse course. Additionally, various economic and political factors could cause the Federal Reserve or other foreign central banks to change their approach in the future and such actions may result in an economic slowdown both in the U.S. and abroad. Unexpected changes in interest rates could lead to significant market volatility or reduce liquidity in certain sectors of the market. Deteriorating economic fundamentals may, in turn, increase the risk of default or insolvency of particular issuers, negatively impact market value, cause credit spreads to widen, and reduce bank balance sheets. Any of these could cause an increase in market volatility, reduce liquidity across various markets or decrease confidence in the markets.

Regulators in the U.S. have adopted a number of changes to regulations involving the markets and issuers, some of which apply to the Fund. The full effect of such regulations is not currently known and certain changes to regulation could limit the Fund's ability to pursue its investment strategies or make certain investments, may make it more costly for it to operate, or adversely impact performance. Additionally, it is possible that such regulations could be further revised or rescinded, which creates material uncertainty on their impact to the Fund.

Advancements in technology, including advanced development and increased regulation of artificial intelligence, may adversely impact market movements and liquidity. As artificial intelligence is used more widely, which can occur relatively rapidly, the profitability and growth of certain issuers and industries may be negatively impacted in ways that cannot be foreseen and could adversely impact its performance.

Tensions, war, or open conflict between nations, such as between Russia and Ukraine, in the Middle East, or in eastern Asia could affect the economies of many nations, including the United States. The duration of ongoing hostilities and any sanctions and related events cannot be predicted. Those events present material uncertainty and risk with respect to markets globally and the performance of the Fund and its investments or operations could be negatively impacted.

High public debt in the U.S. and other countries creates ongoing systemic and market risks and policymaking uncertainty. There is no assurance that the U.S. Congress will act to raise the nation's debt ceiling; a failure to do so could cause market turmoil and substantial investment risks that cannot now be fully predicted. Unexpected political, regulatory and diplomatic events within the U.S. and abroad may affect investor and consumer confidence and may adversely impact financial markets and the broader economy.

Global climate change can have potential effects on property and security values. Certain issuers, industries and regions may be adversely affected by the impact of climate change in ways that cannot be foreseen. The impact of legislation, regulation and international accords related to climate change, including any direct or indirect consequences that may not be foreseen, may negatively impact certain issuers, industries and regions.

Redemption Risk. The Fund may experience periods of large or frequent redemptions that could cause the Fund to sell assets at inopportune times, which could have a negative impact on the Fund's overall liquidity, or at a loss or depressed value. Redemption risk is greater to the extent that one or more investors or intermediaries control a large percentage of investments in

the Fund and the risk is heightened during periods of declining or illiquid markets. Large redemptions could hurt the Fund's performance, increase transaction costs, and create adverse tax consequences.

Sector Risk. From time to time, based on market or economic conditions, the Fund may have significant positions in one or more sectors of the market. To the extent the Fund invests more heavily in particular sectors, its performance will be especially sensitive to developments that significantly affect those sectors. Individual sectors or sub-sectors may be more volatile, and may perform differently, than the broader market. The industries that constitute a sector may all react in the same way to economic, political or regulatory events.

Securities Lending Risk. Securities lending involves a possible delay in recovery of the loaned securities or a possible loss of rights in the collateral should the borrower fail financially. The Fund could also lose money if the value of the collateral decreases.

A summary of the Fund's additional principal investment risks is as follows:

Risk of Increase in Expenses. A decline in the Fund's average net assets during the current fiscal year due to market volatility or other factors could cause the Fund's expenses for the current fiscal year to be higher than the expense information presented in "Fees and Expenses."

Operational and Cybersecurity Risk. The Fund and its service providers, and your ability to transact with the Fund, may be negatively impacted due to operational matters arising from, among other problems, human errors, processing and communications errors, counterparty and third-party disruptions or errors, systems and technology disruptions or failures, or cybersecurity incidents. Cybersecurity incidents may allow an unauthorized party to gain access to fund assets, customer data, or proprietary information, or cause the Fund or its service providers, as well as the securities trading venues and their service providers, to suffer data corruption or lose operational functionality, including those related to critical functions. Cybersecurity incidents can result from deliberate attacks or unintentional events. It is not possible for the Manager or the other Fund service providers to identify all of the cybersecurity or other operational risks that may affect the Fund or to develop processes and controls to completely eliminate or mitigate their occurrence or effects. Most issuers in which the Fund invests are heavily dependent on computers for data storage and operations, and require ready access to the internet to conduct their business. Thus, cybersecurity incidents could also affect issuers of securities in which the Fund invests, leading to significant loss of value.

Artificial Intelligence. The Fund and its service providers, including its adviser, may utilize artificial intelligence ("AI") technologies, including machine learning models and generative AI, to improve operational efficiency and in connection with research. In addition, counterparties used by the Fund may utilize AI in their business activities. While the Manager may restrict certain uses of AI tools, the Fund and its adviser are not in a position to control the use of AI in third-party products or services. The use of AI introduces numerous potential challenges and the use of AI can lead to reputational damage, legal liabilities, and competitive disadvantages, as well as negatively impact business operations, which may occur with or without mismanagement in the use of the AI. AI requires the collection and processing of substantial amounts of data, which poses risks of data inaccuracies, incompleteness, and inherent biases, and which can degrade the technology's effectiveness and reliability. Such data can include proprietary information, the use of which by AI may be unauthorized and subject to potential liability. Rapid technological advancements further complicate risk predictions, and competitors who adopt AI more swiftly may gain a competitive edge. The complexity and opacity of AI systems raise significant accountability and ethical concerns. AI has enhanced the ability of threat actors to amplify the potency, scale, and speed of cybersecurity attacks. AI's role in increasing automation raises concerns about job displacement and may lead to economic and social disruptions. The unpredictable nature of AI's impact on market dynamics complicates traditional risk assessment models, making it challenging to identify risks and opportunities using historical data. Legal and regulatory frameworks governing AI's use, particularly concerning data privacy and protection, are evolving rapidly. These changes could materially alter how AI is used, which may negatively impact the Fund.

Risk Management. Risk is an essential part of investing. No risk management program can eliminate the Fund's exposure to adverse events; at best, it may only reduce the possibility that the Fund will be affected by such events, and especially those risks that are not intrinsic to the Fund's investment program. The Fund could experience losses if judgments about risk prove to be incorrect.

Valuation Risk. The Fund may not be able to sell an investment at the price at which the Fund has valued the investment. Such differences could be significant, particularly for illiquid securities and securities that trade in relatively thin markets and/or markets that experience extreme volatility. If market or other conditions make it difficult to value an investment, the Fund may be required to value such investments using more subjective methods, known as fair value methodologies. Using fair value methodologies to price investments may result in a value that is different from an investment's most recent price and from the

prices used by other funds to calculate their NAVs. The Fund uses pricing services to provide values for certain securities and there is no assurance that the Fund will be able to sell an investment at the price established by such pricing services. The Fund's ability to value its investments in an accurate and timely manner may be impacted by technological issues and/or errors by third party service providers, such as pricing services or accounting agents.

PERFORMANCE

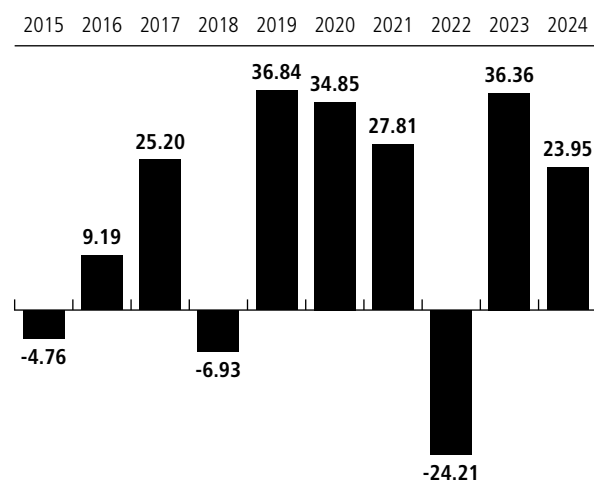
The following bar chart and table provide an indication of the risks of investing in the Fund. The bar chart shows how the Fund's performance has varied from year to year. The table below the bar chart shows what the returns would equal if you averaged out actual performance over various lengths of time and compares the returns with the returns of a broad based market index and additional indices. The broad-based market index is required by regulation. The additional index or indices have characteristics relevant to the Fund's investment strategy. The indices are described in "Descriptions of Indices" in the prospectus.

The following performance prior to March 29, 2019 is that of the Fund's Investor Class. Because Investor Class has higher expenses than Class R6, its performance typically would have been lower than that of Class R6.

Returns would have been lower if the Manager had not reimbursed certain expenses and/or waived a portion of the investment management fees during certain of the periods shown.

Past performance (before and after taxes) is not a prediction of future results. Visit www.nb.com or call 800-366-6264 for updated performance information.

YEAR-BY-YEAR % RETURNS AS OF 12/31 EACH YEAR



Best quarter:	Q2 2020	25.23%
Worst quarter:	Q4 2018	-16.86%
Year to Date performance as of:	09/30/2025	14.20%

AVERAGE ANNUAL TOTAL % RETURNS AS OF 12/31/2024

Large Cap Growth Fund	1 Year	5 Years	10 Years
Return Before Taxes	23.95	17.16	13.86
Return After Taxes on Distributions	22.29	15.09	11.56
Return After Taxes on Distributions and Sale of Fund Shares	15.45	13.35	10.61
S&P 500 [®] Index (reflects no deduction for fees, expenses or taxes)	25.02	14.53	13.10
Russell 1000 [®] Growth Index (reflects no deduction for fees, expenses or taxes)	33.36	18.96	16.78

After-tax returns are calculated using the historical highest individual federal marginal income tax rates and do not reflect the impact of state and local taxes. Actual after-tax returns depend on an investor's tax situation and may differ from those shown. After-tax returns are not relevant to investors who hold their Fund shares through tax-deferred arrangements, such as 401(k) plans or individual retirement accounts.

INVESTMENT MANAGER

Neuberger Berman Investment Advisers LLC ("Manager") is the Fund's investment manager.

PORTFOLIO MANAGERS

The Fund is managed by Charles Kantor (Managing Director of the Manager), Marc Regenbaum (Managing Director of the Manager) and Raman Gambhir (Managing Director of the Manager). Mr. Kantor has managed the Fund since October 2015. Mr. Regenbaum joined as an Associate Portfolio Manager in February 2017 and became Portfolio Manager in December 2020. Mr. Gambhir became an Associate Portfolio Manager in April 2024.

BUYING AND SELLING SHARES

You may purchase, redeem (sell) or exchange shares of the Fund on any day the New York Stock Exchange is open, at the Fund's net asset value per share next determined after your order is received in proper form. Shares of the Fund generally are available only through certain investment providers, such as banks, brokerage firms, retirement plan administrators, and financial advisers. Contact any investment provider authorized to sell the Fund's shares. See "Maintaining Your Account" in the prospectus for eligibility requirements for purchases of Class R6 shares.

For certain institutional investors, shares of the Fund may be available directly from Neuberger Berman BD LLC by regular, first class mail (Neuberger Funds, P.O. Box 219189, Kansas City, MO 64121-9189), by express delivery, registered mail, or certified mail (Neuberger Funds, 801 Pennsylvania Ave, Suite 219189, Kansas City, MO 64105-1307), or by wire, fax, telephone, or exchange (call 800-366-6264 for instructions). See "Maintaining Your Account" in the prospectus for eligibility requirements for direct purchases of shares and for instructions on buying and redeeming (selling) shares directly.

The Fund does not impose minimum purchase requirements for Class R6 shares. However, you should contact your investment provider to determine whether it imposes minimum purchase requirements.

TAX INFORMATION

Unless you invest in the Fund through a tax-advantaged retirement plan or account or are a tax-exempt investor, you will be subject to tax on Fund distributions to you of ordinary income and/or net capital gains. Those distributions generally are not taxable to such a plan or account or a tax-exempt investor, although withdrawals from certain retirement plans and accounts generally are subject to federal income tax.

PAYMENTS TO INVESTMENT PROVIDERS AND OTHER FINANCIAL INTERMEDIARIES

If you purchase shares of another class of the Fund through an investment provider or other financial intermediary, such as a bank, brokerage firm, workplace retirement program, or financial adviser (who may be affiliated with Neuberger), the Fund and/or Neuberger Berman BD LLC and/or its affiliates may pay the intermediary for the sale of shares of those other classes of the Fund and related services. These payments may create a conflict of interest by influencing the investment provider or other financial intermediary and its employees to recommend the Fund or those other classes of the Fund over another investment. **Neuberger does not provide ongoing payments to third parties for any record-keeping, revenue sharing or administrative services in connection with investments in Class R6.** To the extent the Fund makes such payments with respect to another class, they can come only out of the assets of that other class.

Neuberger Large Cap Value Fund

Class R6 Shares (NRLCX)

GOAL

The Fund seeks long-term growth of capital.

FEES AND EXPENSES

These tables describe the fees and expenses that you may pay if you buy, hold or sell shares of the Fund. **You may pay other fees, such as brokerage commissions and other fees to financial intermediaries, which are not reflected in the table and example below.**

Shareholder Fees <i>(fees paid directly from your investment)</i>	None
Annual Fund Operating Expenses <i>(expenses that you pay each year as a % of the value of your investment)</i>	
Management fees	0.47
Distribution and/or shareholder service (12b-1) fees	None
Other expenses	0.03
Total annual operating expenses	0.50

Expense Example

The expense example can help you compare costs among mutual funds. The example assumes that you invested \$10,000 for the periods shown, that you redeemed all of your shares at the end of those periods, that the Fund earned a hypothetical 5% total return each year, and that the Fund's expenses were those in the table. Actual performance and expenses may be higher or lower.

	1 Year	3 Years	5 Years	10 Years
Class R6	\$51	\$160	\$280	\$628

Portfolio Turnover

The Fund pays transaction costs, such as commissions, when it buys and sells securities (or "turns over" its portfolio). A higher portfolio turnover rate may indicate higher transaction costs and may result in higher taxes when Fund shares are held in a taxable account. These costs, which are not reflected in annual operating expenses or in the example, affect the Fund's performance. During the most recent fiscal year, the Fund's portfolio turnover rate was 106% of the average value of its portfolio.

PRINCIPAL INVESTMENT STRATEGIES

To pursue its goal, the Fund normally invests at least 80% of its net assets in equity securities of large-capitalization companies, which it defines as those with a market capitalization within the market capitalization range of the Russell 1000[®] Value Index at the time of purchase.

The Portfolio Managers look for what they believe to be well-managed companies whose stock prices are undervalued. The Portfolio Managers seek to identify companies with catalysts that they believe have the potential to improve the companies' earnings from depressed levels. Such catalysts may include: management changes, restructurings, new products, new services, or new markets. The Portfolio Managers may also look for other characteristics in a company, such as a strong market position relative to competitors, a high level of stock ownership among management, and a recent sharp decline in stock price that appears to be the result of a short-term market overreaction to negative news.

Although the Fund invests primarily in domestic stocks, it may also invest in stocks of foreign companies. The Fund may also invest in real estate investment trusts ("REITs").

The Fund seeks to reduce risk by diversifying among many companies and industries. At times, the Portfolio Managers may emphasize certain sectors or industries that they believe are undervalued relative to their historical valuations.

The Fund may also use options, including, but not limited to, buying and selling (writing) put and call options on individual stocks, to attempt to enhance returns. The Fund will only sell (write) call options on individual stocks if it simultaneously holds an equivalent position in the stock underlying the option ("covered call option").

The Portfolio Managers follow a disciplined selling strategy and may sell a security when it reaches a target price, if a company's business fails to perform as expected, or when other opportunities appear more attractive. In an effort to achieve its goal, the Fund may have elevated portfolio turnover.

The Fund will not change its strategy of normally investing at least 80% of its net assets in equity securities of large-capitalization companies, without providing shareholders at least 60 days' notice. This test is applied at the time the Fund invests; later percentage changes caused by a change in Fund assets, market values or company circumstances will not require the Fund to dispose of a holding.

PRINCIPAL INVESTMENT RISKS

Most of the Fund's performance depends on what happens in the stock market, the Portfolio Managers' evaluation of those developments, and the success of the Portfolio Managers in implementing the Fund's investment strategies. The market's behavior can be difficult to predict, particularly in the short term. There can be no guarantee that the Fund will achieve its goal. The Fund may take temporary defensive and cash management positions; to the extent it does, it will not be pursuing its principal investment strategies.

The actual risk exposure taken by the Fund in its investment program will vary over time, depending on various factors including the Portfolio Managers' evaluation of issuer, political, regulatory, market, or economic developments. There can be no guarantee that the Portfolio Managers will be successful in their attempts to manage the risk exposure of the Fund or will appropriately evaluate or weigh the multiple factors involved in investment decisions, including issuer, market and/or instrument-specific analysis and valuation.

The Fund is a mutual fund, not a bank deposit, and is not guaranteed or insured by the Federal Deposit Insurance Corporation or any other government agency. The value of your investment may fall, sometimes sharply, and you could lose money by investing in the Fund.

Each of the following risks, which are described in alphabetical order and not in order of any presumed importance, can significantly affect the Fund's performance. The relative importance of, or potential exposure as a result of, each of these risks will vary based on market and other investment-specific considerations.

Catalyst Risk. Investing in companies in anticipation of a catalyst carries the risk that the catalyst may not happen as anticipated, or the market may react to the catalyst differently than expected. Certain catalysts, such as emergence from, or restructuring as a result of, bankruptcy, carry additional risks and the securities of such companies may be more likely to lose value than the securities of more stable companies. Securities of issuers undergoing such an event may be more volatile than other securities, may at times be illiquid, and may be difficult to value, and management of such a company may be addressing a situation with which it has little experience.

Currency Risk. Currency risk is the risk that foreign currencies will decline in value relative to the U.S. dollar. To the extent that the Fund invests in securities or other instruments denominated in or indexed to foreign currencies, changes in currency exchange rates could adversely impact investment gains or add to investment losses. Currency exchange rates may fluctuate significantly over short periods of time and can be affected unpredictably by various factors, including investor perception and changes in interest rates; intervention, or failure to intervene, by U.S. or foreign governments, central banks, or supranational entities; or by currency controls or political or regulatory developments in the U.S. or abroad.

Foreign Risk. Foreign securities involve risks in addition to those associated with comparable U.S. securities. Additional risks include exposure to less developed or less efficient trading markets; social, political, diplomatic, or economic instability; trade barriers and other protectionist trade policies (including those of the U.S.); imposition of economic sanctions against a particular country or countries, organizations, companies, entities and/or individuals; significant government involvement in an economy and/or market structure; fluctuations in foreign currencies or currency redenomination; potential for default on sovereign debt; nationalization or expropriation of assets; settlement, custodial or other operational risks; higher transaction costs; confiscatory withholding or other taxes; and less stringent auditing and accounting, corporate disclosure, governance, and legal standards. As a result, foreign securities may fluctuate more widely in price, and may also be less liquid, than comparable U.S. securities. World markets, or those in a particular region, may all react in similar fashion to important economic or political developments. In addition, foreign markets may perform differently than the U.S. market. The effect of economic instability on specific foreign markets or issuers may be difficult to predict or evaluate. Regardless of where a company is organized or its stock is traded, its performance may be affected significantly by events in regions from which it derives its profits or in which it conducts significant operations.

Securities of issuers traded on foreign exchanges may be suspended, either by the issuers themselves, by an exchange, or by governmental authorities. Trading suspensions may be applied from time to time to the securities of individual issuers for reasons specific to that issuer, or may be applied broadly by exchanges or governmental authorities in response to market events. In the event that the Fund holds material positions in such suspended securities or instruments, the Fund's ability to liquidate its positions or provide liquidity to investors may be compromised and the Fund could incur significant losses.

High Portfolio Turnover Risk. The Fund may engage in active and frequent trading and may have a high portfolio turnover rate, which may increase the Fund's transaction costs, may adversely affect the Fund's performance and may generate a greater amount of capital gain distributions to shareholders than if the Fund had a low portfolio turnover rate.

Issuer-Specific Risk. An individual security may be more volatile, and may perform differently, than the market as a whole.

Market Volatility Risk. Markets may be volatile and values of individual securities and other investments, including those of a particular type, may decline significantly in response to adverse issuer, political, regulatory, market, economic or other developments that may cause broad changes in market value, public perceptions concerning these developments, and adverse investor sentiment or publicity. Geopolitical and other risks, including environmental and public health risks may add to instability in world economies and markets generally. Changes in value may be temporary or may last for extended periods. If the Fund sells a portfolio position before it reaches its market peak, it may miss out on opportunities for better performance.

Mid- and Large-Cap Companies Risk. At times, mid- and large-cap companies may be out of favor with investors. Compared to smaller companies, large-cap companies may be unable to respond as quickly to changes and opportunities and may grow at a slower rate. Compared to larger companies, mid-cap companies may depend on a more limited management group, may have a shorter history of operations, less publicly available information, less stable earnings, and limited product lines, markets or financial resources. The securities of mid-cap companies are often more volatile and less liquid than the securities of larger companies and may be more affected than other types of securities by the underperformance of a sector, during market downturns, by adverse publicity and investor perceptions, by interest rate changes and by government regulation.

Options Risk. The use of options involves investment strategies and risks different from those associated with ordinary portfolio securities transactions. If a strategy is applied at an inappropriate time or market conditions or trends are judged incorrectly, the use of options may lower the Fund's return. There can be no guarantee that the use of options will increase the Fund's return or income. In addition, there may be an imperfect correlation between the movement in prices of options and the securities underlying them and there may at times not be a liquid secondary market for various options. An abrupt change in the price of an underlying security could render an option worthless. The prices of options are volatile and are influenced by, among other things, actual and anticipated changes in the value of the underlying instrument, or in interest or currency exchange rates, including the anticipated volatility of the underlying instrument (known as implied volatility), which in turn are affected by the performance of the issuer of the underlying instrument, by fiscal and monetary policies and by national and international political and economic events. As such, prior to the exercise or expiration of the option, the Fund is exposed to implied volatility risk, meaning the value, as based on implied volatility, of an option may increase due to market and economic conditions or views based on the sector or industry in which issuers of the underlying instrument participate, including company-specific factors.

By writing put options, the Fund takes on the risk of declines in the value of the underlying instrument, including the possibility of a loss up to the entire strike price of each option it sells, but without the corresponding opportunity to benefit from potential increases in the value of the underlying instrument. When the Fund writes a put option, it assumes the risk that it must purchase the underlying instrument at a strike price that may be higher than the market price of the instrument. If there is a broad market decline and the Fund is not able to close out its written put options, it may result in substantial losses to the Fund. By writing a call option, the Fund may be obligated to deliver instruments underlying an option at less than the market price. When the Fund writes a covered call option, it gives up the opportunity to profit from a price increase in the underlying instrument above the strike price. If a covered call option that the Fund has written is exercised, the Fund will experience a gain or loss from the sale of the underlying instrument, depending on the price at which the Fund purchased the instrument and the strike price of the option. The Fund will receive a premium from writing options, but the premium received may not be sufficient to offset any losses sustained from exercised options. In the case of a covered call, the premium received may be offset by a decline in the market value of the underlying instrument during the option period. If an option that the Fund has purchased is never exercised or closed out, the Fund will lose the amount of the premium it paid and the use of those funds.

Recent Market Conditions. Both U.S. and international markets have experienced significant volatility in recent years. As a result of such volatility, investment returns may fluctuate significantly. National economies are substantially interconnected, as are global financial markets, which creates the possibility that conditions in one country or region might adversely impact issuers in a

different country or region. However, the interconnectedness of economies and/or markets may be diminishing or changing, which may impact such economies and markets in ways that cannot be foreseen at this time.

Some countries, including the U.S., have adopted more protectionist trade policies, which is a trend that appears to be continuing globally. Slowing global economic growth, the rise in protectionist trade policies, inflationary pressures, changes to some major international trade and security agreements, risks associated with the trade and security agreement between countries and regions, including the U.S. and other foreign nations, political or economic dysfunction within some countries or regions, including the U.S., and dramatic changes in consumer sentiment, commodity prices and currency values could affect the economies and markets of many nations, including the U.S., in ways that cannot necessarily be foreseen at the present time and may create significant volatility in the markets. In addition, these policies, including the impact on the U.S. dollar, may decrease foreign demand for U.S. assets, which could have a negative impact on certain issuers and/or industries.

The Federal Reserve and certain foreign central banks have started to lower interest rates, though economic or other factors, such as inflation, could stop such changes. It is difficult to accurately predict the pace at which interest rates might change, the timing, frequency or magnitude of any such changes in interest rates, or when such changes might stop or again reverse course. Additionally, various economic and political factors could cause the Federal Reserve or other foreign central banks to change their approach in the future and such actions may result in an economic slowdown both in the U.S. and abroad. Unexpected changes in interest rates could lead to significant market volatility or reduce liquidity in certain sectors of the market. Deteriorating economic fundamentals may, in turn, increase the risk of default or insolvency of particular issuers, negatively impact market value, cause credit spreads to widen, and reduce bank balance sheets. Any of these could cause an increase in market volatility, reduce liquidity across various markets or decrease confidence in the markets.

Regulators in the U.S. have adopted a number of changes to regulations involving the markets and issuers, some of which apply to the Fund. The full effect of such regulations is not currently known and certain changes to regulation could limit the Fund's ability to pursue its investment strategies or make certain investments, may make it more costly for it to operate, or adversely impact performance. Additionally, it is possible that such regulations could be further revised or rescinded, which creates material uncertainty on their impact to the Fund.

Advancements in technology, including advanced development and increased regulation of artificial intelligence, may adversely impact market movements and liquidity. As artificial intelligence is used more widely, which can occur relatively rapidly, the profitability and growth of certain issuers and industries may be negatively impacted in ways that cannot be foreseen and could adversely impact its performance.

Tensions, war, or open conflict between nations, such as between Russia and Ukraine, in the Middle East, or in eastern Asia could affect the economies of many nations, including the United States. The duration of ongoing hostilities and any sanctions and related events cannot be predicted. Those events present material uncertainty and risk with respect to markets globally and the performance of the Fund and its investments or operations could be negatively impacted.

High public debt in the U.S. and other countries creates ongoing systemic and market risks and policymaking uncertainty. There is no assurance that the U.S. Congress will act to raise the nation's debt ceiling; a failure to do so could cause market turmoil and substantial investment risks that cannot now be fully predicted. Unexpected political, regulatory and diplomatic events within the U.S. and abroad may affect investor and consumer confidence and may adversely impact financial markets and the broader economy.

Global climate change can have potential effects on property and security values. Certain issuers, industries and regions may be adversely affected by the impact of climate change in ways that cannot be foreseen. The impact of legislation, regulation and international accords related to climate change, including any direct or indirect consequences that may not be foreseen, may negatively impact certain issuers, industries and regions.

Redemption Risk. The Fund may experience periods of large or frequent redemptions that could cause the Fund to sell assets at inopportune times, which could have a negative impact on the Fund's overall liquidity, or at a loss or depressed value. Redemption risk is greater to the extent that one or more investors or intermediaries control a large percentage of investments in the Fund and the risk is heightened during periods of declining or illiquid markets. Large redemptions could hurt the Fund's performance, increase transaction costs, and create adverse tax consequences.

REITs and Other Real Estate Companies Risk. REITs and other real estate company securities are subject to risks similar to those of direct investments in real estate and the real estate industry in general, including, among other risks: general and local economic conditions; changes in interest rates; declines in property values; defaults by mortgagors or other borrowers and tenants; increases in property taxes and other operating expenses; overbuilding in their sector of the real estate market; fluctuations in

rental income; lack of availability of mortgage funds or financing; extended vacancies of properties, especially during economic downturns; changes in tax and regulatory requirements; losses due to environmental liabilities; casualty or condemnation losses; changing social trends regarding working arrangements; or other economic, social, political, or regulatory matters affecting the real estate industry. REITs also are dependent upon the skills and creditworthiness of their managers, subject to heavy cash flow dependency or self-liquidation and generally not diversified.

Regardless of where a REIT is organized or traded, its performance may be affected significantly by events in the region where its properties are located. Domestic REITs could be adversely affected by failure to qualify for tax-free “pass-through” of distributed net investment income and net realized gains under the Internal Revenue Code of 1986, as amended, (“Code”) or to maintain their exemption from registration under the Investment Company Act of 1940, as amended. The value of REIT common shares may decline when interest rates rise. REITs and other real estate company securities tend to be small- to mid-cap securities and are subject to the risks of investing in small- to mid-cap securities.

Sector Risk. From time to time, based on market or economic conditions, the Fund may have significant positions in one or more sectors of the market. To the extent the Fund invests more heavily in particular sectors, its performance will be especially sensitive to developments that significantly affect those sectors. Individual sectors or sub-sectors may be more volatile, and may perform differently, than the broader market. The industries that constitute a sector may all react in the same way to economic, political or regulatory events.

Securities Lending Risk. Securities lending involves a possible delay in recovery of the loaned securities or a possible loss of rights in the collateral should the borrower fail financially. The Fund could also lose money if the value of the collateral decreases.

Value Stock Risk. Value stocks are those stocks whose stock prices, whether based on earnings, book value, or other financial measures, do not reflect their full economic opportunities. Value stocks may remain undervalued for extended periods of time, may decrease in value during a given period, may not ever realize what the portfolio management team believes to be their full value, or the portfolio management team’s assumptions about intrinsic value or potential for appreciation may be incorrect. This may happen, among other reasons, because of a failure to anticipate which stocks or industries would benefit from changing market or economic conditions or investor preferences.

A summary of the Fund’s additional principal investment risks is as follows:

Risk of Increase in Expenses. A decline in the Fund’s average net assets during the current fiscal year due to market volatility or other factors could cause the Fund’s expenses for the current fiscal year to be higher than the expense information presented in “Fees and Expenses.”

Operational and Cybersecurity Risk. The Fund and its service providers, and your ability to transact with the Fund, may be negatively impacted due to operational matters arising from, among other problems, human errors, processing and communications errors, counterparty and third-party disruptions or errors, systems and technology disruptions or failures, or cybersecurity incidents. Cybersecurity incidents may allow an unauthorized party to gain access to fund assets, customer data, or proprietary information, or cause the Fund or its service providers, as well as the securities trading venues and their service providers, to suffer data corruption or lose operational functionality, including those related to critical functions. Cybersecurity incidents can result from deliberate attacks or unintentional events. It is not possible for the Manager or the other Fund service providers to identify all of the cybersecurity or other operational risks that may affect the Fund or to develop processes and controls to completely eliminate or mitigate their occurrence or effects. Most issuers in which the Fund invests are heavily dependent on computers for data storage and operations, and require ready access to the internet to conduct their business. Thus, cybersecurity incidents could also affect issuers of securities in which the Fund invests, leading to significant loss of value.

Artificial Intelligence. The Fund and its service providers, including its adviser, may utilize artificial intelligence (“AI”) technologies, including machine learning models and generative AI, to improve operational efficiency and in connection with research. In addition, counterparties used by the Fund may utilize AI in their business activities. While the Manager may restrict certain uses of AI tools, the Fund and its adviser are not in a position to control the use of AI in third-party products or services. The use of AI introduces numerous potential challenges and the use of AI can lead to reputational damage, legal liabilities, and competitive disadvantages, as well as negatively impact business operations, which may occur with or without mismanagement in the use of the AI. AI requires the collection and processing of substantial amounts of data, which poses risks of data inaccuracies, incompleteness, and inherent biases, and which can degrade the technology’s effectiveness and reliability. Such data can include proprietary information, the use of which by AI may be unauthorized and subject to potential liability. Rapid technological advancements further complicate risk predictions, and competitors who adopt AI more swiftly may gain a competitive edge. The complexity and opacity of AI systems raise

significant accountability and ethical concerns. AI has enhanced the ability of threat actors to amplify the potency, scale, and speed of cybersecurity attacks. AI's role in increasing automation raises concerns about job displacement and may lead to economic and social disruptions. The unpredictable nature of AI's impact on market dynamics complicates traditional risk assessment models, making it challenging to identify risks and opportunities using historical data. Legal and regulatory frameworks governing AI's use, particularly concerning data privacy and protection, are evolving rapidly. These changes could materially alter how AI is used, which may negatively impact the Fund.

Risk Management. Risk is an essential part of investing. No risk management program can eliminate the Fund's exposure to adverse events; at best, it may only reduce the possibility that the Fund will be affected by such events, and especially those risks that are not intrinsic to the Fund's investment program. The Fund could experience losses if judgments about risk prove to be incorrect.

Valuation Risk. The Fund may not be able to sell an investment at the price at which the Fund has valued the investment. Such differences could be significant, particularly for illiquid securities and securities that trade in relatively thin markets and/or markets that experience extreme volatility. If market or other conditions make it difficult to value an investment, the Fund may be required to value such investments using more subjective methods, known as fair value methodologies. Using fair value methodologies to price investments may result in a value that is different from an investment's most recent price and from the prices used by other funds to calculate their NAVs. The Fund uses pricing services to provide values for certain securities and there is no assurance that the Fund will be able to sell an investment at the price established by such pricing services. The Fund's ability to value its investments in an accurate and timely manner may be impacted by technological issues and/or errors by third party service providers, such as pricing services or accounting agents.

PERFORMANCE

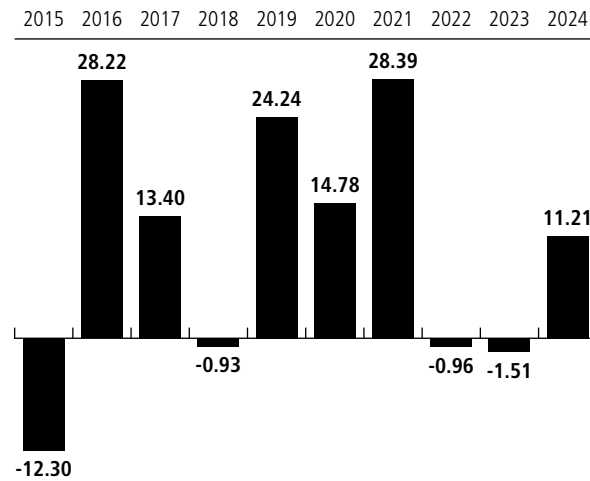
The following bar chart and table provide an indication of the risks of investing in the Fund. The bar chart shows how the Fund's performance has varied from year to year. The table below the bar chart shows what the returns would equal if you averaged out actual performance over various lengths of time and compares the returns with the returns of a broad based market index and additional indices. The broad-based market index is required by regulation. The additional index or indices have characteristics relevant to the Fund's investment strategy. The indices are described in "Descriptions of Indices" in the prospectus.

The following performance prior to January 18, 2019 is that of the Fund's Investor Class. Because Investor Class has higher expenses than Class R6, its performance typically would have been lower than that of Class R6.

Returns would have been lower/higher if the Manager had not reimbursed/recouped certain expenses and/or waived a portion of the investment management fees during certain of the periods shown.

Past performance (before and after taxes) is not a prediction of future results. Visit www.nb.com or call 800-366-6264 for updated performance information.

YEAR-BY-YEAR % RETURNS AS OF 12/31 EACH YEAR



Best quarter: Q4 2020 28.74%
 Worst quarter: Q1 2020 -26.80%
 Year to Date performance as of: 09/30/2025 13.90%

AVERAGE ANNUAL TOTAL % RETURNS AS OF 12/31/2024

Large Cap Value Fund	1 Year	5 Years	10 Years
Return Before Taxes	11.21	9.84	9.64
Return After Taxes on Distributions	10.60	9.08	8.21
Return After Taxes on Distributions and Sale of Fund Shares	7.09	7.71	7.39
Russell 1000® Index (reflects no deduction for fees, expenses or taxes)	24.51	14.28	12.87
Russell 1000® Value Index (reflects no deduction for fees, expenses or taxes)	14.37	8.68	8.49

After-tax returns are calculated using the historical highest individual federal marginal income tax rates and do not reflect the impact of state and local taxes. Actual after-tax returns depend on an investor’s tax situation and may differ from those shown. After-tax returns are not relevant to investors who hold their Fund shares through tax-deferred arrangements, such as 401(k) plans or individual retirement accounts.

INVESTMENT MANAGER

Neuberger Berman Investment Advisers LLC (“Manager”) is the Fund’s investment manager.

PORTFOLIO MANAGERS

The Fund is managed by Portfolio Manager Eli M. Salzmann (Managing Director of the Manager) and Associate Portfolio Manager David Levine, CFA (Managing Director of the Manager). Mr. Salzmann has managed the Fund since December 2011 and Mr. Levine has managed the Fund since April 2021.

BUYING AND SELLING SHARES

You may purchase, redeem (sell) or exchange shares of the Fund on any day the New York Stock Exchange is open, at the Fund’s net asset value per share next determined after your order is received in proper form. Shares of the Fund generally are available only through certain investment providers, such as banks, brokerage firms, retirement plan administrators, and financial advisers. Contact any investment provider authorized to sell the Fund’s shares. See “Maintaining Your Account” in the prospectus for eligibility requirements for purchases of Class R6 shares.

For certain institutional investors, shares of the Fund may be available directly from Neuberger Berman BD LLC by regular, first class mail (Neuberger Funds, P.O. Box 219189, Kansas City, MO 64121-9189), by express delivery, registered mail, or certified mail (Neuberger Funds, 801 Pennsylvania Ave, Suite 219189, Kansas City, MO 64105-1307), or by wire, fax, telephone, or

exchange (call 800-366-6264 for instructions). See “Maintaining Your Account” in the prospectus for eligibility requirements for direct purchases of shares and for instructions on buying and redeeming (selling) shares directly.

The Fund does not impose minimum purchase requirements for Class R6 shares. However, you should contact your investment provider to determine whether it imposes minimum purchase requirements.

TAX INFORMATION

Unless you invest in the Fund through a tax-advantaged retirement plan or account or are a tax-exempt investor, you will be subject to tax on Fund distributions to you of ordinary income and/or net capital gains. Those distributions generally are not taxable to such a plan or account or a tax-exempt investor, although withdrawals from certain retirement plans and accounts generally are subject to federal income tax.

PAYMENTS TO INVESTMENT PROVIDERS AND OTHER FINANCIAL INTERMEDIARIES

If you purchase shares of another class of the Fund through an investment provider or other financial intermediary, such as a bank, brokerage firm, workplace retirement program, or financial adviser (who may be affiliated with Neuberger), the Fund and/or Neuberger Berman BD LLC and/or its affiliates may pay the intermediary for the sale of shares of those other classes of the Fund and related services. These payments may create a conflict of interest by influencing the investment provider or other financial intermediary and its employees to recommend the Fund or those other classes of the Fund over another investment. **Neuberger does not provide ongoing payments to third parties for any record-keeping, revenue sharing or administrative services in connection with investments in Class R6.** To the extent the Fund makes such payments with respect to another class, they can come only out of the assets of that other class.

Neuberger Mid Cap Growth Fund

Class R6 Shares (NRMGX)

GOAL

The Fund seeks growth of capital.

FEES AND EXPENSES

These tables describe the fees and expenses that you may pay if you buy, hold or sell shares of the Fund. **You may pay other fees, such as brokerage commissions and other fees to financial intermediaries, which are not reflected in the table and example below.**

Shareholder Fees <i>(fees paid directly from your investment)</i>	None
Annual Fund Operating Expenses <i>(expenses that you pay each year as a % of the value of your investment)</i>	
Management fees	0.53
Distribution and/or shareholder service (12b-1) fees	None
Other expenses	0.05
Total annual operating expenses	0.58

Expense Example

The expense example can help you compare costs among mutual funds. The example assumes that you invested \$10,000 for the periods shown, that you redeemed all of your shares at the end of those periods, that the Fund earned a hypothetical 5% total return each year, and that the Fund's expenses were those in the table. Actual performance and expenses may be higher or lower.

	1 Year	3 Years	5 Years	10 Years
Class R6	\$59	\$186	\$324	\$726

Portfolio Turnover

The Fund pays transaction costs, such as commissions, when it buys and sells securities (or "turns over" its portfolio). A higher portfolio turnover rate may indicate higher transaction costs and may result in higher taxes when Fund shares are held in a taxable account. These costs, which are not reflected in annual operating expenses or in the example, affect the Fund's performance. During the most recent fiscal year, the Fund's portfolio turnover rate was 144% of the average value of its portfolio.

PRINCIPAL INVESTMENT STRATEGIES

To pursue its goal, the Fund normally invests at least 80% of its net assets in common stocks of mid-capitalization companies, which it defines as those with a market capitalization within the market capitalization range of the Russell Midcap® Index at the time of initial purchase. Although the Fund invests primarily in domestic securities, it may also invest in securities of foreign companies.

The Fund's strategy utilizes a qualitative, bottom-up research driven approach to identify companies that the Portfolio Managers believe have catalysts for growth which are underappreciated by the market. The Portfolio Managers seek to invest in underappreciated companies with the following characteristics: durable and potentially unique business models and/or proficient management capable of advancing the development of and/or strengthening of sustainable and consistent revenue growth, cash flow growth, earnings growth and/or overall balance sheet strength. Such catalysts may include a new technology, product or service, a regulatory update, market share gains, cyclical inflections (e.g. companies whose returns are driven by macro-economic factors), corporate restructurings or self-help initiatives (e.g. internal operating efforts to increase company efficiencies). The Portfolio Managers may also invest in anticipation of a catalyst.

In analyzing catalysts, the Portfolio Managers evaluate each catalyst's uniqueness, timing, growth potential and sustainability, as well as assessing execution risks, competitive barriers and threats. The Portfolio Managers are also attempting to exploit market inefficiencies that potentially may exist within the small-to-mid-capitalization market, due to the number of companies that comprise the investable universe and the limited amount of available research that exists for some of those companies. Investable companies emerging from the Portfolio Manager's bottom-up fundamental, qualitative and valuation analysis fall into the

following investment classifications:

Core investments: are typically more mature companies, engaged with, and participating in, compelling secular growth trends, that the Portfolio Managers believe offer a demonstrated history of consistent execution and results. These tend to represent multi-year holdings of the strategy.

Turn investments: represent holdings in a wide range of corporate development and maturity stages and are generally driven by what the Portfolio Managers believe to be a distinct developing catalyst, such as a new product or service, market share gains or internal corporate self-help opportunities to improve operating efficiencies.

Tactical investments: represent holdings with a shorter-term investment horizon due to catalysts the Portfolio Managers believe are typically associated with cyclical trends and opportunities, a disconnect with market expectations providing an opportunity on valuation or a new product, or financial or regulatory developments that could have a material impact on the company.

Tactical investments have the potential to grow into Turn investments, while compelling Turn investments will ideally develop into Core investments.

The Fund seeks to reduce risk by diversifying among many companies, sectors and industries. At times, the Portfolio Managers may emphasize certain sectors that they believe will benefit from market or economic trends.

The Portfolio Managers constantly monitor their holdings and are focused on maintaining what they believe is an appropriate and attractive risk/reward balance with a disciplined sell process that acts quickly and dispassionately to address both positive and negative outcomes. A position is typically trimmed or exited for the following reasons: to harvest gains from significant short-term price appreciation, the positive realization of a catalyst, the achievement of a price target or elevated valuations, identification of a better idea, to minimize potential risks, to address an absence of near-term drivers or catalysts, a significant deterioration of fundamentals, a change in management or operating strategy or the failure of a catalyst to develop.

The Fund will not change its strategy of normally investing at least 80% of its net assets in mid-capitalization companies, without providing shareholders at least 60 days' notice. This test is applied at the time the Fund invests; later percentage changes caused by a change in Fund assets, market values or company circumstances will not require the Fund to dispose of a holding.

PRINCIPAL INVESTMENT RISKS

Most of the Fund's performance depends on what happens in the stock market, the Portfolio Managers' evaluation of those developments, and the success of the Portfolio Managers in implementing the Fund's investment strategies. The market's behavior can be difficult to predict, particularly in the short term. There can be no guarantee that the Fund will achieve its goal. The Fund may take temporary defensive and cash management positions; to the extent it does, it will not be pursuing its principal investment strategies.

The actual risk exposure taken by the Fund in its investment program will vary over time, depending on various factors including the Portfolio Managers' evaluation of issuer, political, regulatory, market, or economic developments. There can be no guarantee that the Portfolio Managers will be successful in their attempts to manage the risk exposure of the Fund or will appropriately evaluate or weigh the multiple factors involved in investment decisions, including issuer, market and/or instrument-specific analysis and valuation.

The Fund is a mutual fund, not a bank deposit, and is not guaranteed or insured by the Federal Deposit Insurance Corporation or any other government agency. The value of your investment may fall, sometimes sharply, and you could lose money by investing in the Fund.

Each of the following risks, which are described in alphabetical order and not in order of any presumed importance, can significantly affect the Fund's performance. The relative importance of, or potential exposure as a result of, each of these risks will vary based on market and other investment-specific considerations.

Catalyst Risk. Investing in companies in anticipation of a catalyst carries the risk that the catalyst may not happen as anticipated, or the market may react to the catalyst differently than expected. Certain catalysts, such as emergence from, or restructuring as a result of, bankruptcy, carry additional risks and the securities of such companies may be more likely to lose value than the securities of more stable companies. Securities of issuers undergoing such an event may be more volatile than other securities, may at times be illiquid, and may be difficult to value, and management of such a company may be addressing a situation with which it has little experience.

Foreign Risk. Foreign securities involve risks in addition to those associated with comparable U.S. securities. Additional risks include exposure to less developed or less efficient trading markets; social, political, diplomatic, or economic instability; trade barriers and other protectionist trade policies (including those of the U.S.); imposition of economic sanctions against a particular country or countries, organizations, companies, entities and/or individuals; significant government involvement in an economy and/or market structure; fluctuations in foreign currencies or currency redenomination; potential for default on sovereign debt; nationalization or expropriation of assets; settlement, custodial or other operational risks; higher transaction costs; confiscatory withholding or other taxes; and less stringent auditing and accounting, corporate disclosure, governance, and legal standards. As a result, foreign securities may fluctuate more widely in price, and may also be less liquid, than comparable U.S. securities. World markets, or those in a particular region, may all react in similar fashion to important economic or political developments. In addition, foreign markets may perform differently than the U.S. market. The effect of economic instability on specific foreign markets or issuers may be difficult to predict or evaluate. Regardless of where a company is organized or its stock is traded, its performance may be affected significantly by events in regions from which it derives its profits or in which it conducts significant operations.

Securities of issuers traded on foreign exchanges may be suspended, either by the issuers themselves, by an exchange, or by governmental authorities. Trading suspensions may be applied from time to time to the securities of individual issuers for reasons specific to that issuer, or may be applied broadly by exchanges or governmental authorities in response to market events. In the event that the Fund holds material positions in such suspended securities or instruments, the Fund's ability to liquidate its positions or provide liquidity to investors may be compromised and the Fund could incur significant losses.

Foreign Exposure Risk. Securities issued by U.S. entities with substantial foreign operations or holdings, or issued by foreign entities listed on a U.S. exchange, may involve additional risks relating to political, economic, or regulatory conditions in those foreign countries, as well as currency exchange rates.

Growth Stock Risk. Because the prices of most growth stocks are based on future expectations, these stocks tend to be more sensitive than value stocks to bad economic news and negative earnings surprises. When these expectations are not met or decrease, the prices of these stocks may decline, sometimes sharply, even if earnings showed an absolute increase. Bad economic news or changing investor perceptions may adversely affect growth stocks across several sectors and industries simultaneously.

Issuer-Specific Risk. An individual security may be more volatile, and may perform differently, than the market as a whole.

Market Volatility Risk. Markets may be volatile and values of individual securities and other investments, including those of a particular type, may decline significantly in response to adverse issuer, political, regulatory, market, economic or other developments that may cause broad changes in market value, public perceptions concerning these developments, and adverse investor sentiment or publicity. Geopolitical and other risks, including environmental and public health risks may add to instability in world economies and markets generally. Changes in value may be temporary or may last for extended periods. If the Fund sells a portfolio position before it reaches its market peak, it may miss out on opportunities for better performance.

Mid-Cap Companies Risk. At times, mid-cap companies may be out of favor with investors. Compared to larger companies, mid-cap companies may depend on a more limited management group, may have a shorter history of operations, less publicly available information, less stable earnings, and limited product lines, markets or financial resources. The securities of mid-cap companies are often more volatile, which at times can be rapid and unpredictable, and less liquid than the securities of larger companies and may be more affected than other types of securities by the underperformance of a sector, during market downturns, by adverse publicity and investor perceptions, by interest rate changes and by government regulation.

Recent Market Conditions. Both U.S. and international markets have experienced significant volatility in recent years. As a result of such volatility, investment returns may fluctuate significantly. National economies are substantially interconnected, as are global financial markets, which creates the possibility that conditions in one country or region might adversely impact issuers in a different country or region. However, the interconnectedness of economies and/or markets may be diminishing or changing, which may impact such economies and markets in ways that cannot be foreseen at this time.

Some countries, including the U.S., have adopted more protectionist trade policies, which is a trend that appears to be continuing globally. Slowing global economic growth, the rise in protectionist trade policies, inflationary pressures, changes to some major international trade and security agreements, risks associated with the trade and security agreement between countries and regions, including the U.S. and other foreign nations, political or economic dysfunction within some countries or regions, including the U.S., and dramatic changes in consumer sentiment, commodity prices and currency values could affect the economies and markets of many nations, including the U.S., in ways that cannot necessarily be foreseen at the present time and may create

significant volatility in the markets. In addition, these policies, including the impact on the U.S. dollar, may decrease foreign demand for U.S. assets, which could have a negative impact on certain issuers and/or industries.

The Federal Reserve and certain foreign central banks have started to lower interest rates, though economic or other factors, such as inflation, could stop such changes. It is difficult to accurately predict the pace at which interest rates might change, the timing, frequency or magnitude of any such changes in interest rates, or when such changes might stop or again reverse course. Additionally, various economic and political factors could cause the Federal Reserve or other foreign central banks to change their approach in the future and such actions may result in an economic slowdown both in the U.S. and abroad. Unexpected changes in interest rates could lead to significant market volatility or reduce liquidity in certain sectors of the market. Deteriorating economic fundamentals may, in turn, increase the risk of default or insolvency of particular issuers, negatively impact market value, cause credit spreads to widen, and reduce bank balance sheets. Any of these could cause an increase in market volatility, reduce liquidity across various markets or decrease confidence in the markets.

Regulators in the U.S. have adopted a number of changes to regulations involving the markets and issuers, some of which apply to the Fund. The full effect of such regulations is not currently known and certain changes to regulation could limit the Fund's ability to pursue its investment strategies or make certain investments, may make it more costly for it to operate, or adversely impact performance. Additionally, it is possible that such regulations could be further revised or rescinded, which creates material uncertainty on their impact to the Fund.

Advancements in technology, including advanced development and increased regulation of artificial intelligence, may adversely impact market movements and liquidity. As artificial intelligence is used more widely, which can occur relatively rapidly, the profitability and growth of certain issuers and industries may be negatively impacted in ways that cannot be foreseen and could adversely impact its performance.

Tensions, war, or open conflict between nations, such as between Russia and Ukraine, in the Middle East, or in eastern Asia could affect the economies of many nations, including the United States. The duration of ongoing hostilities and any sanctions and related events cannot be predicted. Those events present material uncertainty and risk with respect to markets globally and the performance of the Fund and its investments or operations could be negatively impacted.

High public debt in the U.S. and other countries creates ongoing systemic and market risks and policymaking uncertainty. There is no assurance that the U.S. Congress will act to raise the nation's debt ceiling; a failure to do so could cause market turmoil and substantial investment risks that cannot now be fully predicted. Unexpected political, regulatory and diplomatic events within the U.S. and abroad may affect investor and consumer confidence and may adversely impact financial markets and the broader economy.

Global climate change can have potential effects on property and security values. Certain issuers, industries and regions may be adversely affected by the impact of climate change in ways that cannot be foreseen. The impact of legislation, regulation and international accords related to climate change, including any direct or indirect consequences that may not be foreseen, may negatively impact certain issuers, industries and regions.

Redemption Risk. The Fund may experience periods of large or frequent redemptions that could cause the Fund to sell assets at inopportune times, which could have a negative impact on the Fund's overall liquidity, or at a loss or depressed value. Redemption risk is greater to the extent that one or more investors or intermediaries control a large percentage of investments in the Fund and the risk is heightened during periods of declining or illiquid markets. Large redemptions could hurt the Fund's performance, increase transaction costs, and create adverse tax consequences.

Sector Risk. From time to time, based on market or economic conditions, the Fund may have significant positions in one or more sectors of the market. To the extent the Fund invests more heavily in particular sectors, its performance will be especially sensitive to developments that significantly affect those sectors. Individual sectors or sub-sectors may be more volatile, and may perform differently, than the broader market. The industries that constitute a sector may all react in the same way to economic, political or regulatory events.

Securities Lending Risk. Securities lending involves a possible delay in recovery of the loaned securities or a possible loss of rights in the collateral should the borrower fail financially. The Fund could also lose money if the value of the collateral decreases.

A summary of the Fund's additional principal investment risks is as follows:

Risk of Increase in Expenses. A decline in the Fund's average net assets during the current fiscal year due to market volatility or other factors could cause the Fund's expenses for the current fiscal year to be higher than the expense information presented in "Fees and Expenses."

Operational and Cybersecurity Risk. The Fund and its service providers, and your ability to transact with the Fund, may be negatively impacted due to operational matters arising from, among other problems, human errors, processing and communications errors, counterparty and third-party disruptions or errors, systems and technology disruptions or failures, or cybersecurity incidents. Cybersecurity incidents may allow an unauthorized party to gain access to fund assets, customer data, or proprietary information, or cause the Fund or its service providers, as well as the securities trading venues and their service providers, to suffer data corruption or lose operational functionality, including those related to critical functions. Cybersecurity incidents can result from deliberate attacks or unintentional events. It is not possible for the Manager or the other Fund service providers to identify all of the cybersecurity or other operational risks that may affect the Fund or to develop processes and controls to completely eliminate or mitigate their occurrence or effects. Most issuers in which the Fund invests are heavily dependent on computers for data storage and operations, and require ready access to the internet to conduct their business. Thus, cybersecurity incidents could also affect issuers of securities in which the Fund invests, leading to significant loss of value.

Artificial Intelligence. The Fund and its service providers, including its adviser, may utilize artificial intelligence (“AI”) technologies, including machine learning models and generative AI, to improve operational efficiency and in connection with research. In addition, counterparties used by the Fund may utilize AI in their business activities. While the Manager may restrict certain uses of AI tools, the Fund and its adviser are not in a position to control the use of AI in third-party products or services. The use of AI introduces numerous potential challenges and the use of AI can lead to reputational damage, legal liabilities, and competitive disadvantages, as well as negatively impact business operations, which may occur with or without mismanagement in the use of the AI. AI requires the collection and processing of substantial amounts of data, which poses risks of data inaccuracies, incompleteness, and inherent biases, and which can degrade the technology’s effectiveness and reliability. Such data can include proprietary information, the use of which by AI may be unauthorized and subject to potential liability. Rapid technological advancements further complicate risk predictions, and competitors who adopt AI more swiftly may gain a competitive edge. The complexity and opacity of AI systems raise significant accountability and ethical concerns. AI has enhanced the ability of threat actors to amplify the potency, scale, and speed of cybersecurity attacks. AI’s role in increasing automation raises concerns about job displacement and may lead to economic and social disruptions. The unpredictable nature of AI’s impact on market dynamics complicates traditional risk assessment models, making it challenging to identify risks and opportunities using historical data. Legal and regulatory frameworks governing AI’s use, particularly concerning data privacy and protection, are evolving rapidly. These changes could materially alter how AI is used, which may negatively impact the Fund.

Risk Management. Risk is an essential part of investing. No risk management program can eliminate the Fund’s exposure to adverse events; at best, it may only reduce the possibility that the Fund will be affected by such events, and especially those risks that are not intrinsic to the Fund’s investment program. The Fund could experience losses if judgments about risk prove to be incorrect.

Valuation Risk. The Fund may not be able to sell an investment at the price at which the Fund has valued the investment. Such differences could be significant, particularly for illiquid securities and securities that trade in relatively thin markets and/or markets that experience extreme volatility. If market or other conditions make it difficult to value an investment, the Fund may be required to value such investments using more subjective methods, known as fair value methodologies. Using fair value methodologies to price investments may result in a value that is different from an investment’s most recent price and from the prices used by other funds to calculate their NAVs. The Fund uses pricing services to provide values for certain securities and there is no assurance that the Fund will be able to sell an investment at the price established by such pricing services. The Fund’s ability to value its investments in an accurate and timely manner may be impacted by technological issues and/or errors by third party service providers, such as pricing services or accounting agents.

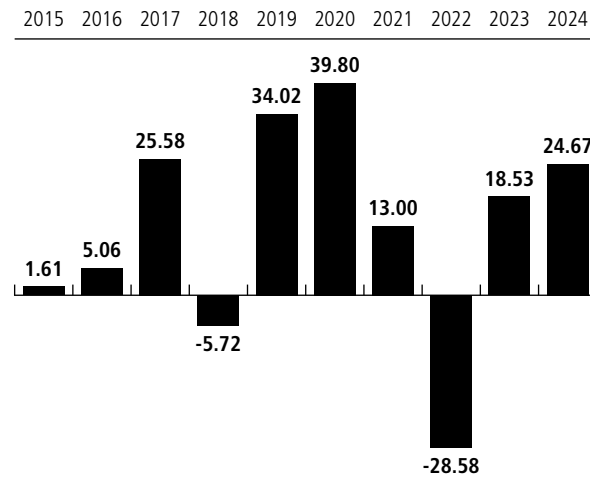
PERFORMANCE

The following bar chart and table provide an indication of the risks of investing in the Fund. The bar chart shows how the Fund’s performance has varied from year to year. The table below the bar chart shows what the returns would equal if you averaged out actual performance over various lengths of time and compares the returns with the returns of a broad based market index and additional indices. The broad-based market index is required by regulation. The additional index or indices have characteristics relevant to the Fund’s investment strategy. The indices are described in “Descriptions of Indices” in the prospectus.

Returns would have been lower if the Manager had not reimbursed certain expenses and/or waived a portion of the investment management fees during certain of the periods shown.

Past performance (before and after taxes) is not a prediction of future results. Visit www.nb.com or call 800-366-6264 for updated performance information.

YEAR-BY-YEAR % RETURNS AS OF 12/31 EACH YEAR



Best quarter:	Q2 2020	30.32%
Worst quarter:	Q2 2022	-20.65%
Year to Date performance as of:	09/30/2025	14.41%

AVERAGE ANNUAL TOTAL % RETURNS AS OF 12/31/2024

Mid Cap Growth Fund	1 Year	5 Years	10 Years
Return Before Taxes	24.67	10.76	10.94
Return After Taxes on Distributions	21.21	8.48	8.80
Return After Taxes on Distributions and Sale of Fund Shares	15.59	8.18	8.41
Russell 3000 [®] Index (reflects no deduction for fees, expenses or taxes)	23.81	13.86	12.55
Russell Midcap [®] Growth Index (reflects no deduction for fees, expenses or taxes)	22.10	11.47	11.54
Russell Midcap [®] Index (reflects no deduction for fees, expenses or taxes)	15.34	9.92	9.63

After-tax returns are calculated using the historical highest individual federal marginal income tax rates and do not reflect the impact of state and local taxes. Actual after-tax returns depend on an investor’s tax situation and may differ from those shown. After-tax returns are not relevant to investors who hold their Fund shares through tax-deferred arrangements, such as 401(k) plans or individual retirement accounts.

INVESTMENT MANAGER

Neuberger Berman Investment Advisers LLC (“Manager”) is the Fund’s investment manager.

PORTFOLIO MANAGERS

The Fund is co-managed by Portfolio Managers Chad Bruso (Managing Director of the Manager), Trevor Moreno (Managing Director of the Manager) and Associate Portfolio Manager Jennifer Blachford (Senior Vice President of the Manager). Messrs. Bruso and Moreno joined as Associate Portfolio Managers in January 2020 and became co-Portfolio Managers in December 2021. Ms. Blachford has managed the Fund since December 2021.

BUYING AND SELLING SHARES

You may purchase, redeem (sell) or exchange shares of the Fund on any day the New York Stock Exchange is open, at the Fund’s net asset value per share next determined after your order is received in proper form. Shares of the Fund generally are available only through certain investment providers, such as banks, brokerage firms, retirement plan administrators, and financial advisers. Contact any investment provider authorized to sell the Fund’s shares. See “Maintaining Your Account” in the prospectus for eligibility requirements for purchases of Class R6 shares.

For certain institutional investors, shares of the Fund may be available directly from Neuberger Berman BD LLC by regular, first class mail (Neuberger Funds, P.O. Box 219189, Kansas City, MO 64121-9189), by express delivery, registered mail, or certified mail (Neuberger Funds, 801 Pennsylvania Ave, Suite 219189, Kansas City, MO 64105-1307), or by wire, fax, telephone, or exchange (call 800-366-6264 for instructions). See “Maintaining Your Account” in the prospectus for eligibility requirements for direct purchases of shares and for instructions on buying and redeeming (selling) shares directly.

The Fund does not impose minimum purchase requirements for Class R6 shares. However, you should contact your investment provider to determine whether it imposes minimum purchase requirements.

TAX INFORMATION

Unless you invest in the Fund through a tax-advantaged retirement plan or account or are a tax-exempt investor, you will be subject to tax on Fund distributions to you of ordinary income and/or net capital gains. Those distributions generally are not taxable to such a plan or account or a tax-exempt investor, although withdrawals from certain retirement plans and accounts generally are subject to federal income tax.

PAYMENTS TO INVESTMENT PROVIDERS AND OTHER FINANCIAL INTERMEDIARIES

If you purchase shares of another class of the Fund through an investment provider or other financial intermediary, such as a bank, brokerage firm, workplace retirement program, or financial adviser (who may be affiliated with Neuberger), the Fund and/or Neuberger Berman BD LLC and/or its affiliates may pay the intermediary for the sale of shares of those other classes of the Fund and related services. These payments may create a conflict of interest by influencing the investment provider or other financial intermediary and its employees to recommend the Fund or those other classes of the Fund over another investment. **Neuberger does not provide ongoing payments to third parties for any record-keeping, revenue sharing or administrative services in connection with investments in Class R6.** To the extent the Fund makes such payments with respect to another class, they can come only out of the assets of that other class.

Neuberger Mid Cap Intrinsic Value Fund

Class R6 Shares (NBMRX)

GOAL

The Fund seeks growth of capital.

FEES AND EXPENSES

These tables describe the fees and expenses that you may pay if you buy, hold or sell shares of the Fund. **You may pay other fees, such as brokerage commissions and other fees to financial intermediaries, which are not reflected in the table and example below.**

Shareholder Fees <i>(fees paid directly from your investment)</i>	None
Annual Fund Operating Expenses <i>(expenses that you pay each year as a % of the value of your investment)</i>	
Management fees	0.60
Distribution and/or shareholder service (12b-1) fees	None
Other expenses	2.05
Total annual operating expenses	2.65
Fee waivers and/or expense reimbursement	1.90
Total annual operating expenses after fee waivers and/or expense reimbursement ¹	0.75

¹ Neuberger Berman Investment Advisers LLC ("Manager") has contractually undertaken to waive and/or reimburse certain fees and expenses of Class R6 so that the total annual operating expenses (excluding interest, brokerage commissions, acquired fund fees and expenses, taxes including any expenses relating to tax reclaims, dividend and interest expenses relating to short sales, and extraordinary expenses, if any) ("annual operating expenses") are limited to 0.75% of average net assets. This undertaking lasts until 8/31/2029 and may not be terminated during its term without the consent of the Board of Trustees. The Fund has agreed that Class R6 will repay the Manager for fees and expenses waived or reimbursed for that class provided that repayment does not cause annual operating expenses to exceed 0.75% of its average net assets. Any such repayment must be made within three years after the year in which the Manager incurred the expense.

Expense Example

The expense example can help you compare costs among mutual funds. The example assumes that you invested \$10,000 for the periods shown, that you redeemed all of your shares at the end of those periods, that the Fund earned a hypothetical 5% total return each year, and that the Fund's expenses were those in the table. Actual performance and expenses may be higher or lower.

	1 Year	3 Years	5 Years	10 Years
Class R6	\$77	\$240	\$854	\$2,522

Portfolio Turnover

The Fund pays transaction costs, such as commissions, when it buys and sells securities (or "turns over" its portfolio). A higher portfolio turnover rate may indicate higher transaction costs and may result in higher taxes when Fund shares are held in a taxable account. These costs, which are not reflected in annual operating expenses or in the example, affect the Fund's performance. During the most recent fiscal year, the Fund's portfolio turnover rate was 16% of the average value of its portfolio.

PRINCIPAL INVESTMENT STRATEGIES

To pursue its goal, the Fund normally invests at least 80% of its net assets in equity securities of mid-capitalization companies, which it defines as those with a total market capitalization within the market capitalization range of the Russell Midcap® Value Index at the time of purchase.

The Fund's strategy consists of using a bottom-up, fundamental research driven approach to identify stocks of companies that are trading below the Portfolio Managers' estimate of their intrinsic value and that they believe have the potential for appreciation over time. The Portfolio Managers' estimate of a company's intrinsic value represents their view of the company's true, long-term economic worth, the market's view of which may be currently distorted by market inefficiencies. The intrinsic value estimate represents what the Portfolio Managers believe a company could be worth if it is acquired, if its profitability returns to its long-term average level, or if its valuation moves in line with those companies that the Portfolio Managers see as its publicly traded peers.

The Portfolio Managers believe that while markets are often efficient, valuations of certain types of companies are often distorted by market inefficiencies, which can lead to attractive investment opportunities. The Portfolio Managers attempt to exploit recurring market inefficiencies among the following types of companies as the Portfolio Managers believe these types of companies are often misunderstood and mispriced by investors.

- **Complex Companies:** These companies typically have multiple lines of business that are in different industries or sectors and/or that have different growth rates and profitability characteristics.
- **Cyclical Companies:** These companies typically have ebbs and flows in their business depending on demand patterns for their products, the length of product cycles, or other transient factors.
- **Companies in a Period of Interrupted Growth:** Typically, these are companies in attractive, high growth markets that have suffered what the Portfolio Managers believe is a temporary setback and/or are in transition to a more mature, lower growth business model that focuses more on current earnings than on rapid growth.

In seeking to identify potential investment opportunities, the Portfolio Managers perform an initial screening to identify those companies that have stock prices that are trailing the performance of the overall market and that they believe are attractive relative to current cash flows. Next, the Portfolio Managers establish an estimate of a company's intrinsic value. The Portfolio Managers will invest in a company based on its discount to their estimate of intrinsic value and their belief in its potential for appreciation over time. In addition, the Portfolio Managers may invest in anticipation of a catalyst that can be expected to close the value/price gap, such as a merger, restructuring, liquidation, spin-off, major management change, share repurchase, or capital reallocation. The Portfolio Managers will typically visit a company and interview its management team to help understand management's incentives (such as equity ownership in the company and compensation plans), the merits of its strategic plan, and other factors that have the potential to increase the value of the company's stock.

The Portfolio Managers establish an intrinsic value for a company's stock when it is purchased and then continues to evaluate the company's stock price versus their estimate of its intrinsic value to determine whether to maintain, add to, reduce or eliminate the position. The Portfolio Managers typically reduce or eliminate a position in a company's stock if the stock's price appreciates and the company's discount to their estimate of its intrinsic value narrows. The Portfolio Managers' decision to reduce or eliminate a position in a particular stock may also be driven by their belief that another company's stock has a wider discount to their estimate of its intrinsic value. Changes in a company's management or corporate strategy, or the failure of a company to perform as expected, may also cause the Portfolio Managers to reduce or eliminate a position in that company's stock.

Although the Fund invests primarily in domestic stocks, it may also invest in stocks of foreign companies. The Fund may also invest in real estate investment trusts ("REITs").

The Fund may invest in restricted securities, including private placements, which are securities that are subject to legal restrictions on their sale and may not be sold to the public unless registered under the applicable securities law or pursuant to an applicable exemption.

The Fund seeks to reduce risk by diversifying among many companies, sectors and industries. At times, the Portfolio Managers may emphasize certain sectors or industries that they believe may benefit from market or economic trends.

The Fund will not change its strategy of normally investing at least 80% of its net assets in equity securities of mid-capitalization companies, without providing shareholders at least 60 days' notice. This test is applied at the time the Fund invests; later percentage changes caused by a change in Fund assets, market values or company circumstances will not require the Fund to dispose of a holding.

PRINCIPAL INVESTMENT RISKS

Most of the Fund's performance depends on what happens in the stock market, the Portfolio Managers' evaluation of those developments, and the success of the Portfolio Managers in implementing the Fund's investment strategies. The market's behavior can be difficult to predict, particularly in the short term. There can be no guarantee that the Fund will achieve its goal. The Fund may take temporary defensive and cash management positions; to the extent it does, it will not be pursuing its principal investment strategies.

The actual risk exposure taken by the Fund in its investment program will vary over time, depending on various factors including the Portfolio Managers' evaluation of issuer, political, regulatory, market, or economic developments. There can be no guarantee that the Portfolio Managers will be successful in their attempts to manage the risk exposure of the Fund or will appropriately evaluate or weigh the multiple factors involved in investment decisions, including issuer, market and/or instrument-specific analysis and valuation.

The Fund is a mutual fund, not a bank deposit, and is not guaranteed or insured by the Federal Deposit Insurance Corporation or any other government agency. The value of your investment may fall, sometimes sharply, and you could lose money by investing in the Fund.

Each of the following risks, which are described in alphabetical order and not in order of any presumed importance, can significantly affect the Fund's performance. The relative importance of, or potential exposure as a result of, each of these risks will vary based on market and other investment-specific considerations.

Catalyst Risk. Investing in companies in anticipation of a catalyst carries the risk that the catalyst may not happen as anticipated, or the market may react to the catalyst differently than expected.

Currency Risk. Currency risk is the risk that foreign currencies will decline in value relative to the U.S. dollar. To the extent that the Fund invests in securities or other instruments denominated in or indexed to foreign currencies, changes in currency exchange rates could adversely impact investment gains or add to investment losses. Currency exchange rates may fluctuate significantly over short periods of time and can be affected unpredictably by various factors, including investor perception and changes in interest rates; intervention, or failure to intervene, by U.S. or foreign governments, central banks, or supranational entities; or by currency controls or political or regulatory developments in the U.S. or abroad.

Foreign Risk. Foreign securities involve risks in addition to those associated with comparable U.S. securities. Additional risks include exposure to less developed or less efficient trading markets; social, political, diplomatic, or economic instability; trade barriers and other protectionist trade policies (including those of the U.S.); imposition of economic sanctions against a particular country or countries, organizations, companies, entities and/or individuals; significant government involvement in an economy and/or market structure; fluctuations in foreign currencies or currency redenomination; potential for default on sovereign debt; nationalization or expropriation of assets; settlement, custodial or other operational risks; higher transaction costs; confiscatory withholding or other taxes; and less stringent auditing and accounting, corporate disclosure, governance, and legal standards. As a result, foreign securities may fluctuate more widely in price, and may also be less liquid, than comparable U.S. securities. World markets, or those in a particular region, may all react in similar fashion to important economic or political developments. In addition, foreign markets may perform differently than the U.S. market. The effect of economic instability on specific foreign markets or issuers may be difficult to predict or evaluate. Regardless of where a company is organized or its stock is traded, its performance may be affected significantly by events in regions from which it derives its profits or in which it conducts significant operations.

Securities of issuers traded on foreign exchanges may be suspended, either by the issuers themselves, by an exchange, or by governmental authorities. Trading suspensions may be applied from time to time to the securities of individual issuers for reasons specific to that issuer, or may be applied broadly by exchanges or governmental authorities in response to market events. In the event that the Fund holds material positions in such suspended securities or instruments, the Fund's ability to liquidate its positions or provide liquidity to investors may be compromised and the Fund could incur significant losses.

Issuer-Specific Risk. An individual security may be more volatile, and may perform differently, than the market as a whole.

Liquidity Risk. From time to time, the trading market for a particular investment in which the Fund invests, or a particular type of instrument in which the Fund is invested, may become less liquid or even illiquid. Illiquid investments frequently can be more difficult to purchase or sell at an advantageous price or time, and there is a greater risk that the investments may not be sold for the price at which the Fund is carrying them. Certain investments that were liquid when the Fund purchased them may become illiquid, sometimes abruptly. Additionally, market closures due to holidays or other factors may render a security or group of securities (e.g., securities tied to a particular country or geographic region) illiquid for a period of time. An inability to sell a portfolio position can adversely affect the Fund's value or prevent the Fund from being able to take advantage of other investment opportunities. Market prices for such securities or other investments may be volatile. During periods of substantial market volatility, an investment or even an entire market segment may become illiquid, sometimes abruptly, which can adversely affect the Fund's ability to limit losses.

Unexpected episodes of illiquidity, including due to market or political factors, instrument or issuer-specific factors and/or unanticipated outflows or other factors, may limit the Fund's ability to pay redemption proceeds within the allowable time period. To meet redemption requests during periods of illiquidity, the Fund may be forced to sell securities at an unfavorable time and/or under unfavorable conditions.

Market Volatility Risk. Markets may be volatile and values of individual securities and other investments, including those of a particular type, may decline significantly in response to adverse issuer, political, regulatory, market, economic or other developments that may cause broad changes in market value, public perceptions concerning these developments, and adverse

investor sentiment or publicity. Geopolitical and other risks, including environmental and public health risks may add to instability in world economies and markets generally. Changes in value may be temporary or may last for extended periods. If the Fund sells a portfolio position before it reaches its market peak, it may miss out on opportunities for better performance.

Mid-Cap Companies Risk. At times, mid-cap companies may be out of favor with investors. Compared to larger companies, mid-cap companies may depend on a more limited management group, may have a shorter history of operations, less publicly available information, less stable earnings, and limited product lines, markets or financial resources. The securities of mid-cap companies are often more volatile, which at times can be rapid and unpredictable, and less liquid than the securities of larger companies and may be more affected than other types of securities by the underperformance of a sector, during market downturns, by adverse publicity and investor perceptions, by interest rate changes and by government regulation.

Private Placements and Other Restricted Securities Risk. Private placements and other restricted securities, including securities for which Fund management has material non-public information, are securities that are subject to legal and/or contractual restrictions on their sales. These securities may not be sold to the public unless certain conditions are met, which may include registration under the applicable securities laws. As a result of the absence of a public trading market, the prices of these securities may be more difficult to determine than publicly traded securities and these securities may involve heightened risk as compared to investments in securities of publicly traded companies. Private placements and other restricted securities may be illiquid, and it frequently can be difficult to sell them at a time when it may otherwise be desirable to do so or the Fund may be able to sell them only at prices that are less than what the Fund regards as their fair market value. Transaction costs may be higher for these securities. In addition, the Fund may get only limited information about the issuer of a private placement or other restricted security.

Recent Market Conditions. Both U.S. and international markets have experienced significant volatility in recent years. As a result of such volatility, investment returns may fluctuate significantly. National economies are substantially interconnected, as are global financial markets, which creates the possibility that conditions in one country or region might adversely impact issuers in a different country or region. However, the interconnectedness of economies and/or markets may be diminishing or changing, which may impact such economies and markets in ways that cannot be foreseen at this time.

Some countries, including the U.S., have adopted more protectionist trade policies, which is a trend that appears to be continuing globally. Slowing global economic growth, the rise in protectionist trade policies, inflationary pressures, changes to some major international trade and security agreements, risks associated with the trade and security agreement between countries and regions, including the U.S. and other foreign nations, political or economic dysfunction within some countries or regions, including the U.S., and dramatic changes in consumer sentiment, commodity prices and currency values could affect the economies and markets of many nations, including the U.S., in ways that cannot necessarily be foreseen at the present time and may create significant volatility in the markets. In addition, these policies, including the impact on the U.S. dollar, may decrease foreign demand for U.S. assets, which could have a negative impact on certain issuers and/or industries.

The Federal Reserve and certain foreign central banks have started to lower interest rates, though economic or other factors, such as inflation, could stop such changes. It is difficult to accurately predict the pace at which interest rates might change, the timing, frequency or magnitude of any such changes in interest rates, or when such changes might stop or again reverse course. Additionally, various economic and political factors could cause the Federal Reserve or other foreign central banks to change their approach in the future and such actions may result in an economic slowdown both in the U.S. and abroad. Unexpected changes in interest rates could lead to significant market volatility or reduce liquidity in certain sectors of the market. Deteriorating economic fundamentals may, in turn, increase the risk of default or insolvency of particular issuers, negatively impact market value, cause credit spreads to widen, and reduce bank balance sheets. Any of these could cause an increase in market volatility, reduce liquidity across various markets or decrease confidence in the markets.

Regulators in the U.S. have adopted a number of changes to regulations involving the markets and issuers, some of which apply to the Fund. The full effect of such regulations is not currently known and certain changes to regulation could limit the Fund's ability to pursue its investment strategies or make certain investments, may make it more costly for it to operate, or adversely impact performance. Additionally, it is possible that such regulations could be further revised or rescinded, which creates material uncertainty on their impact to the Fund.

Advancements in technology, including advanced development and increased regulation of artificial intelligence, may adversely impact market movements and liquidity. As artificial intelligence is used more widely, which can occur relatively rapidly, the profitability and growth of certain issuers and industries may be negatively impacted in ways that cannot be foreseen and could adversely impact its performance.

Tensions, war, or open conflict between nations, such as between Russia and Ukraine, in the Middle East, or in eastern Asia could affect the economies of many nations, including the United States. The duration of ongoing hostilities and any sanctions and related events cannot be predicted. Those events present material uncertainty and risk with respect to markets globally and the performance of the Fund and its investments or operations could be negatively impacted.

High public debt in the U.S. and other countries creates ongoing systemic and market risks and policymaking uncertainty. There is no assurance that the U.S. Congress will act to raise the nation's debt ceiling; a failure to do so could cause market turmoil and substantial investment risks that cannot now be fully predicted. Unexpected political, regulatory and diplomatic events within the U.S. and abroad may affect investor and consumer confidence and may adversely impact financial markets and the broader economy.

Global climate change can have potential effects on property and security values. Certain issuers, industries and regions may be adversely affected by the impact of climate change in ways that cannot be foreseen. The impact of legislation, regulation and international accords related to climate change, including any direct or indirect consequences that may not be foreseen, may negatively impact certain issuers, industries and regions.

Redemption Risk. The Fund may experience periods of large or frequent redemptions that could cause the Fund to sell assets at inopportune times, which could have a negative impact on the Fund's overall liquidity, or at a loss or depressed value. Redemption risk is greater to the extent that one or more investors or intermediaries control a large percentage of investments in the Fund and the risk is heightened during periods of declining or illiquid markets. Large redemptions could hurt the Fund's performance, increase transaction costs, and create adverse tax consequences.

REITs and Other Real Estate Companies Risk. REITs and other real estate company securities are subject to risks similar to those of direct investments in real estate and the real estate industry in general, including, among other risks: general and local economic conditions; changes in interest rates; declines in property values; defaults by mortgagors or other borrowers and tenants; increases in property taxes and other operating expenses; overbuilding in their sector of the real estate market; fluctuations in rental income; lack of availability of mortgage funds or financing; extended vacancies of properties, especially during economic downturns; changes in tax and regulatory requirements; losses due to environmental liabilities; casualty or condemnation losses; changing social trends regarding working arrangements; or other economic, social, political, or regulatory matters affecting the real estate industry. REITs also are dependent upon the skills and creditworthiness of their managers, subject to heavy cash flow dependency or self-liquidation and generally not diversified.

Regardless of where a REIT is organized or traded, its performance may be affected significantly by events in the region where its properties are located. Domestic REITs could be adversely affected by failure to qualify for tax-free "pass-through" of distributed net investment income and net realized gains under the Internal Revenue Code of 1986, as amended, ("Code") or to maintain their exemption from registration under the Investment Company Act of 1940, as amended. The value of REIT common shares may decline when interest rates rise. REITs and other real estate company securities tend to be small- to mid-cap securities and are subject to the risks of investing in small- to mid-cap securities.

Sector Risk. From time to time, based on market or economic conditions, the Fund may have significant positions in one or more sectors of the market. To the extent the Fund invests more heavily in particular sectors, its performance will be especially sensitive to developments that significantly affect those sectors. Individual sectors or sub-sectors may be more volatile, and may perform differently, than the broader market. The industries that constitute a sector may all react in the same way to economic, political or regulatory events.

Value Stock Risk. Value stocks are those stocks whose stock prices, whether based on earnings, book value, or other financial measures, do not reflect their full economic opportunities. Value stocks may remain undervalued for extended periods of time, may decrease in value during a given period, may not ever realize what the portfolio management team believes to be their full value or intrinsic value, or the portfolio management team's assumptions about intrinsic value or potential for appreciation may be incorrect. This may happen, among other reasons, because of a failure to anticipate which stocks or industries would benefit from changing market or economic conditions or investor preferences.

A summary of the Fund's additional principal investment risks is as follows:

Risk of Increase in Expenses. A decline in the Fund's average net assets during the current fiscal year due to market volatility or other factors could cause the Fund's expenses for the current fiscal year to be higher than the expense information presented in "Fees and Expenses."

Operational and Cybersecurity Risk. The Fund and its service providers, and your ability to transact with the Fund, may be negatively impacted due to operational matters arising from, among other problems, human errors, processing and communications errors, counterparty and third-party disruptions or errors, systems and technology disruptions or failures, or cybersecurity incidents. Cybersecurity incidents may allow an unauthorized party to gain access to fund assets, customer data, or proprietary information, or cause the Fund or its service providers, as well as the securities trading venues and their service providers, to suffer data corruption or lose operational functionality, including those related to critical functions. Cybersecurity incidents can result from deliberate attacks or unintentional events. It is not possible for the Manager or the other Fund service providers to identify all of the cybersecurity or other operational risks that may affect the Fund or to develop processes and controls to completely eliminate or mitigate their occurrence or effects. Most issuers in which the Fund invests are heavily dependent on computers for data storage and operations, and require ready access to the internet to conduct their business. Thus, cybersecurity incidents could also affect issuers of securities in which the Fund invests, leading to significant loss of value.

Artificial Intelligence. The Fund and its service providers, including its adviser, may utilize artificial intelligence (“AI”) technologies, including machine learning models and generative AI, to improve operational efficiency and in connection with research. In addition, counterparties used by the Fund may utilize AI in their business activities. While the Manager may restrict certain uses of AI tools, the Fund and its adviser are not in a position to control the use of AI in third-party products or services. The use of AI introduces numerous potential challenges and the use of AI can lead to reputational damage, legal liabilities, and competitive disadvantages, as well as negatively impact business operations, which may occur with or without mismanagement in the use of the AI. AI requires the collection and processing of substantial amounts of data, which poses risks of data inaccuracies, incompleteness, and inherent biases, and which can degrade the technology’s effectiveness and reliability. Such data can include proprietary information, the use of which by AI may be unauthorized and subject to potential liability. Rapid technological advancements further complicate risk predictions, and competitors who adopt AI more swiftly may gain a competitive edge. The complexity and opacity of AI systems raise significant accountability and ethical concerns. AI has enhanced the ability of threat actors to amplify the potency, scale, and speed of cybersecurity attacks. AI’s role in increasing automation raises concerns about job displacement and may lead to economic and social disruptions. The unpredictable nature of AI’s impact on market dynamics complicates traditional risk assessment models, making it challenging to identify risks and opportunities using historical data. Legal and regulatory frameworks governing AI’s use, particularly concerning data privacy and protection, are evolving rapidly. These changes could materially alter how AI is used, which may negatively impact the Fund.

Risk Management. Risk is an essential part of investing. No risk management program can eliminate the Fund’s exposure to adverse events; at best, it may only reduce the possibility that the Fund will be affected by such events, and especially those risks that are not intrinsic to the Fund’s investment program. The Fund could experience losses if judgments about risk prove to be incorrect.

Valuation Risk. The Fund may not be able to sell an investment at the price at which the Fund has valued the investment. Such differences could be significant, particularly for illiquid securities and securities that trade in relatively thin markets and/or markets that experience extreme volatility. If market or other conditions make it difficult to value an investment, the Fund may be required to value such investments using more subjective methods, known as fair value methodologies. Using fair value methodologies to price investments may result in a value that is different from an investment’s most recent price and from the prices used by other funds to calculate their NAVs. The Fund uses pricing services to provide values for certain securities and there is no assurance that the Fund will be able to sell an investment at the price established by such pricing services. The Fund’s ability to value its investments in an accurate and timely manner may be impacted by technological issues and/or errors by third party service providers, such as pricing services or accounting agents.

PERFORMANCE

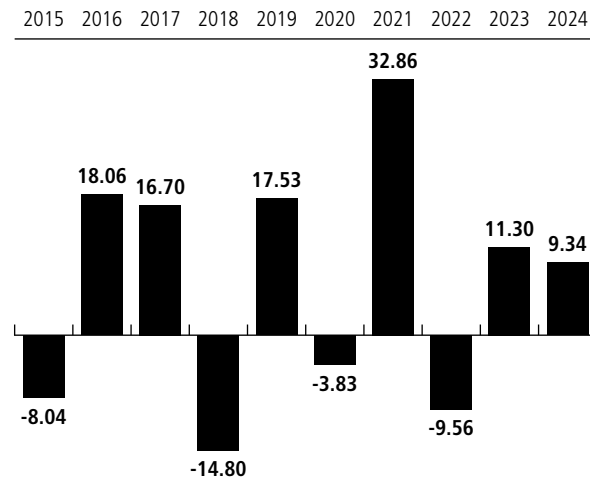
The following bar chart and table provide an indication of the risks of investing in the Fund. The bar chart shows how the Fund’s performance has varied from year to year. The table below the bar chart shows what the returns would equal if you averaged out actual performance over various lengths of time and compares the returns with the returns of a broad based market index and additional indices. The broad-based market index is required by regulation. The additional index or indices have characteristics relevant to the Fund’s investment strategy. The indices are described in “Descriptions of Indices” in the prospectus.

The following performance prior to March 29, 2019 is that of the Fund’s Investor Class. Because Investor Class has higher expenses than Class R6, its performance typically would have been lower than that of Class R6.

Returns would have been lower if the Manager had not reimbursed certain expenses and/or waived a portion of the investment management fees during certain of the periods shown.

Past performance (before and after taxes) is not a prediction of future results. Visit www.nb.com or call 800-366-6264 for updated performance information.

YEAR-BY-YEAR % RETURNS AS OF 12/31 EACH YEAR



Best quarter: Q4 2020 28.60%
 Worst quarter: Q1 2020 -40.48%
 Year to Date performance as of: 09/30/2025 8.04%

AVERAGE ANNUAL TOTAL % RETURNS AS OF 12/31/2024

Mid Cap Intrinsic Value Fund	1 Year	5 Years	10 Years
Return Before Taxes	9.34	7.06	5.96
Return After Taxes on Distributions	7.83	6.54	4.96
Return After Taxes on Distributions and Sale of Fund Shares	6.68	5.53	4.52
Russell 3000 [®] Index (reflects no deduction for fees, expenses or taxes)	23.81	13.86	12.55
Russell Midcap [®] Value Index (reflects no deduction for fees, expenses or taxes)	13.07	8.59	8.10
Russell Midcap [®] Index (reflects no deduction for fees, expenses or taxes)	15.34	9.92	9.63

After-tax returns are calculated using the historical highest individual federal marginal income tax rates and do not reflect the impact of state and local taxes. Actual after-tax returns depend on an investor’s tax situation and may differ from those shown. After-tax returns are not relevant to investors who hold their Fund shares through tax-deferred arrangements, such as 401(k) plans or individual retirement accounts.

INVESTMENT MANAGER

Neuberger Berman Investment Advisers LLC (“Manager”) is the Fund’s investment manager.

PORTFOLIO MANAGERS

The Fund is co-managed by Benjamin H. Nahum (Managing Director of the Manager), James F. McAree (Managing Director of the Manager), Amit Solomon (Managing Director of the Manager), Rand W. Gesing (Senior Vice President of the Manager), Scott A. Hoina (Senior Vice President of the Manager) and Kenney Oh (Managing Director of the Manager). Messrs. Nahum, McAree, Solomon and Gesing have managed the Fund since May 2021. Mr. Hoina has managed the Fund since May 2024. Mr. Oh has managed the Fund since December 2025.

BUYING AND SELLING SHARES

You may purchase, redeem (sell) or exchange shares of the Fund on any day the New York Stock Exchange is open, at the Fund’s net asset value per share next determined after your order is received in proper form. Shares of the Fund generally are available only through certain investment providers, such as banks, brokerage firms, retirement plan administrators, and financial advisers. Contact any investment provider authorized to sell the Fund’s shares. See “Maintaining Your Account” in the prospectus for eligibility requirements for purchases of Class R6 shares.

For certain institutional investors, shares of the Fund may be available directly from Neuberger Berman BD LLC by regular, first class mail (Neuberger Funds, P.O. Box 219189, Kansas City, MO 64121-9189), by express delivery, registered mail, or certified mail (Neuberger Funds, 801 Pennsylvania Ave, Suite 219189, Kansas City, MO 64105-1307), or by wire, fax, telephone, or exchange (call 800-366-6264 for instructions). See “Maintaining Your Account” in the prospectus for eligibility requirements for direct purchases of shares and for instructions on buying and redeeming (selling) shares directly.

The Fund does not impose minimum purchase requirements for Class R6 shares. However, you should contact your investment provider to determine whether it imposes minimum purchase requirements.

TAX INFORMATION

Unless you invest in the Fund through a tax-advantaged retirement plan or account or are a tax-exempt investor, you will be subject to tax on Fund distributions to you of ordinary income and/or net capital gains. Those distributions generally are not taxable to such a plan or account or a tax-exempt investor, although withdrawals from certain retirement plans and accounts generally are subject to federal income tax.

PAYMENTS TO INVESTMENT PROVIDERS AND OTHER FINANCIAL INTERMEDIARIES

If you purchase shares of another class of the Fund through an investment provider or other financial intermediary, such as a bank, brokerage firm, workplace retirement program, or financial adviser (who may be affiliated with Neuberger), the Fund and/or Neuberger Berman BD LLC and/or its affiliates may pay the intermediary for the sale of shares of those other classes of the Fund and related services. These payments may create a conflict of interest by influencing the investment provider or other financial intermediary and its employees to recommend the Fund or those other classes of the Fund over another investment. **Neuberger does not provide ongoing payments to third parties for any record-keeping, revenue sharing or administrative services in connection with investments in Class R6.** To the extent the Fund makes such payments with respect to another class, they can come only out of the assets of that other class.

Neuberger Quality Equity Fund (formerly Neuberger Berman Sustainable Equity Fund)

Class R6 Shares (NRSRX)

GOAL

The Fund seeks long-term growth of capital by investing primarily in securities of companies that meet the Fund’s Sustainable Investing Criteria.

FEES AND EXPENSES

These tables describe the fees and expenses that you may pay if you buy, hold or sell shares of the Fund. **You may pay other fees, such as brokerage commissions and other fees to financial intermediaries, which are not reflected in the table and example below.**

Shareholder Fees (fees paid directly from your investment)	None
Annual Fund Operating Expenses (expenses that you pay each year as a % of the value of your investment)	
Management fees	0.54
Distribution and/or shareholder service (12b-1) fees	None
Other expenses	0.05
Total annual operating expenses	0.59

Expense Example

The expense example can help you compare costs among mutual funds. The example assumes that you invested \$10,000 for the periods shown, that you redeemed all of your shares at the end of those periods, that the Fund earned a hypothetical 5% total return each year, and that the Fund’s expenses were those in the table. Actual performance and expenses may be higher or lower.

	1 Year	3 Years	5 Years	10 Years
Class R6	\$60	\$189	\$329	\$738

Portfolio Turnover

The Fund pays transaction costs, such as commissions, when it buys and sells securities (or “turns over” its portfolio). A higher portfolio turnover rate may indicate higher transaction costs and may result in higher taxes when Fund shares are held in a taxable account. These costs, which are not reflected in annual operating expenses or in the example, affect the Fund’s performance. During the most recent fiscal year, the Fund’s portfolio turnover rate was 10% of the average value of its portfolio.

PRINCIPAL INVESTMENT STRATEGIES

To pursue its goal, the Fund seeks to invest predominantly in common stocks of mid- to large-capitalization companies that the Portfolio Manager believes to be high-quality selected in accordance with the Fund’s Sustainable Investing Criteria, which is described further below. The Fund defines “predominantly” for this purpose to mean at least 80% of the Fund’s net assets at the time of initial purchase. The Fund defines mid-capitalization companies as those with a total market capitalization of \$2 billion and above and large-capitalization companies as those with a total market capitalization of \$10 billion and above, both at the time of initial purchase. Please see the Statement of Additional Information for a detailed description of the Fund’s Sustainable Investing Criteria.

The Portfolio Manager employs a fundamental, research-driven approach to stock selection and portfolio construction, with a focus on long term sustainability issues that, in the judgement of the Portfolio Manager, are financially material.

This sustainable investment approach seeks to identify high quality, well-positioned companies with leadership that the Portfolio Manager believes exhibits management integrity and are focused on sustainability issues relevant to their business. In doing such, the Portfolio Manager seeks to identify companies with certain practices, including (i) clear and relevant communication regarding management’s understanding, commitment to, and prioritization of, sustainability issues relevant to the business; (ii) identification and disclosure of material sustainability considerations and management objectives (e.g., sustainability-linked goals and targets, including their supply chain, or executive compensation frameworks linked to such goals and targets); and/or (iii) board-level oversight on material sustainability issues.

In seeking to identify companies that the Portfolio Manager believes to be high-quality, the Portfolio Manager looks for the following characteristics: solid balance sheets, durable business franchise with a sound business model (i.e., established businesses focused on long-term profitability and cash flow), high-integrity management teams with a history of successfully allocating capital and generating returns for shareholders, and a conservative capital structure. Furthermore, among companies that meet these criteria, the Portfolio Manager looks for companies exhibiting characteristics that in the Portfolio Manager's judgement are consistent with Quality at a Reasonable Price ("QARP"). In determining his assessment of valuation, the Portfolio Manager may consider, return on invested capital ("ROIC"), his assessment of future economic earnings, free cash flow analysis, multiples of price to earnings, revenues, book values, or other fundamental metrics, with the objective of buying what the Portfolio Manager believes to be higher-quality companies at a reasonable price. While these judgments are inevitably subjective and may be informed by both internally generated and third-party metrics, the Portfolio Manager endeavors to avoid companies that do not meet his QARP investment framework.

Among companies that meet these criteria, the Portfolio Manager focuses on identifying companies that show leadership in financially material environmental, social and governance considerations, including: (i) environmental issues; (ii) safe and equitable workplace practices; (iii) constructive community relations; (iv) supply chain issues; (v) product integrity (e.g., safety, quality) and (vi) disclosure and sustainability reporting.

Consistent with the Portfolio Manager's focus on selecting companies in accordance with the Fund's Sustainable Investing Criteria, the Portfolio Manager focuses on identifying companies that are responsive to financially material environmental issues, including those that have identified and communicated climate-related risks and opportunities, have identified and communicated net-zero transition plans, have committed to or are transitioning to facilitate global decarbonization and/or the reduction of other greenhouse gas emissions; are agents of favorable change in workplace policies (particularly for women and minorities); are committed to upholding universal human rights standards; and are good corporate citizens. The Portfolio Manager judges companies on their corporate citizenship overall, considering their accomplishments as well as their goals. While these judgments are inevitably subjective, consistent with the Fund's focus on selecting companies in accordance with the Fund's Sustainable Investing Criteria, the Portfolio Manager endeavors to avoid companies that derive revenue from gambling or the production of alcohol, tobacco, weapons, nuclear power or private prisons. Consistent with the Portfolio Manager's fundamental approach to stock selection and in an effort to enhance shareholder value, the Portfolio Manager may engage with companies on a variety of topics, including but not limited to, environmental impact, workplace policies, community relations, product integrity, supply chains, governance and disclosure practices, and other emerging issues. The Fund considers its environmental, social and governance criteria to be the same as its Sustainable Investing Criteria.

Although the Fund invests primarily in domestic stocks, it may also invest in stocks of foreign companies. The Fund seeks to reduce risk by investing across many different industries.

The Fund is a non-diversified fund, which means that it can invest more of its assets in fewer companies than a diversified fund.

The Portfolio Manager follows a disciplined selling strategy and may sell a security if the Portfolio Manager believes it is unattractively valued, if a company's business fails to perform as expected, or when other opportunities appear more attractive.

The Fund will not change its strategy of normally investing at least 80% of its net assets in equity securities, without providing shareholders at least 60 days' notice. For this purpose, equity securities include common stock, preferred stock and securities convertible into common or preferred stock.

PRINCIPAL INVESTMENT RISKS

Most of the Fund's performance depends on what happens in the stock market, the Portfolio Manager's evaluation of those developments, and the success of the Portfolio Manager in implementing the Fund's investment strategies. The market's behavior can be difficult to predict, particularly in the short term. There can be no guarantee that the Fund will achieve its goal. The Fund may take temporary defensive and cash management positions; to the extent it does, it will not be pursuing its principal investment strategies.

The actual risk exposure taken by the Fund in its investment program will vary over time, depending on various factors including the Portfolio Manager's evaluation of issuer, political, regulatory, market, or economic developments. There can be no guarantee that the Portfolio Manager will be successful in his attempts to manage the risk exposure of the Fund or will appropriately evaluate or weigh the multiple factors involved in investment decisions, including issuer, market and/or instrument-specific analysis and valuation.

The Fund is a mutual fund, not a bank deposit, and is not guaranteed or insured by the Federal Deposit Insurance Corporation or any other government agency. The value of your investment may fall, sometimes sharply, and you could lose money by investing in the Fund.

Each of the following risks, which are described in alphabetical order and not in order of any presumed importance, can significantly affect the Fund's performance. The relative importance of, or potential exposure as a result of, each of these risks will vary based on market and other investment-specific considerations.

Currency Risk. Currency risk is the risk that foreign currencies will decline in value relative to the U.S. dollar. To the extent that the Fund invests in securities or other instruments denominated in or indexed to foreign currencies, changes in currency exchange rates could adversely impact investment gains or add to investment losses. Currency exchange rates may fluctuate significantly over short periods of time and can be affected unpredictably by various factors, including investor perception and changes in interest rates; intervention, or failure to intervene, by U.S. or foreign governments, central banks, or supranational entities; or by currency controls or political or regulatory developments in the U.S. or abroad.

Foreign Risk. Foreign securities involve risks in addition to those associated with comparable U.S. securities. Additional risks include exposure to less developed or less efficient trading markets; social, political, diplomatic, or economic instability; trade barriers and other protectionist trade policies (including those of the U.S.); imposition of economic sanctions against a particular country or countries, organizations, companies, entities and/or individuals; significant government involvement in an economy and/or market structure; fluctuations in foreign currencies or currency redenomination; potential for default on sovereign debt; nationalization or expropriation of assets; settlement, custodial or other operational risks; higher transaction costs; confiscatory withholding or other taxes; and less stringent auditing and accounting, corporate disclosure, governance, and legal standards. As a result, foreign securities may fluctuate more widely in price, and may also be less liquid, than comparable U.S. securities. World markets, or those in a particular region, may all react in similar fashion to important economic or political developments. In addition, foreign markets may perform differently than the U.S. market. The effect of economic instability on specific foreign markets or issuers may be difficult to predict or evaluate. Regardless of where a company is organized or its stock is traded, its performance may be affected significantly by events in regions from which it derives its profits or in which it conducts significant operations.

Securities of issuers traded on foreign exchanges may be suspended, either by the issuers themselves, by an exchange, or by governmental authorities. Trading suspensions may be applied from time to time to the securities of individual issuers for reasons specific to that issuer, or may be applied broadly by exchanges or governmental authorities in response to market events. In the event that the Fund holds material positions in such suspended securities or instruments, the Fund's ability to liquidate its positions or provide liquidity to investors may be compromised and the Fund could incur significant losses.

Issuer-Specific Risk. An individual security may be more volatile, and may perform differently, than the market as a whole.

The Fund's portfolio may contain fewer securities than the portfolios of other funds, which increases the risk that the value of the Fund could go down because of the poor performance of one or a few investments.

Market Volatility Risk. Markets may be volatile and values of individual securities and other investments, including those of a particular type, may decline significantly in response to adverse issuer, political, regulatory, market, economic or other developments that may cause broad changes in market value, public perceptions concerning these developments, and adverse investor sentiment or publicity. Geopolitical and other risks, including environmental and public health risks may add to instability in world economies and markets generally. Changes in value may be temporary or may last for extended periods. If the Fund sells a portfolio position before it reaches its market peak, it may miss out on opportunities for better performance.

Mid- and Large-Cap Companies Risk. At times, mid- and large-cap companies may be out of favor with investors. Compared to smaller companies, large-cap companies may be unable to respond as quickly to changes and opportunities and may grow at a slower rate. Compared to larger companies, mid-cap companies may depend on a more limited management group, may have a shorter history of operations, less publicly available information, less stable earnings, and limited product lines, markets or financial resources. The securities of mid-cap companies are often more volatile and less liquid than the securities of larger companies and may be more affected than other types of securities by the underperformance of a sector, during market downturns, by adverse publicity and investor perceptions, by interest rate changes and by government regulation.

Non-Diversified Fund Risk. The Fund is classified as non-diversified. As such, the percentage of the Fund's assets invested in any single issuer or a few issuers is not limited as much as it is for a fund classified as diversified. Investing a higher percentage of its assets in any one or a few issuers could increase the Fund's risk of loss and its share price volatility, because the value of its shares would be more susceptible to adverse events affecting those issuers.

Private Companies and Pre-IPO Investments Risk. Investments in private companies, including companies that have not yet issued securities publicly in an initial public offering (“IPO”) (“pre-IPO shares”), involve greater risks than investments in securities of companies that have traded publicly on an exchange for extended periods of time. Investments in these companies are generally less liquid than investments in securities issued by public companies and may be difficult for the Fund to value. Compared to public companies, private companies may have a more limited management group and limited operating histories with narrower, less established product lines and smaller market shares, which may cause them to be more vulnerable to competitors’ actions, market conditions and consumer sentiment with respect to their products or services, as well as general economic downturns. In addition, private companies may have limited financial resources and may be unable to meet their obligations. The Fund may only have limited access to a private company’s actual financial results and there is no assurance that the information obtained by the Fund is reliable. These companies may not ever issue shares in an IPO and a liquid market for their shares may never develop, which could adversely affect the Fund’s liquidity. If the company does issue shares in an IPO, IPOs are risky and volatile and may cause the value of the Fund’s investment to decrease significantly. Moreover, because securities issued by private companies are generally not freely or publicly tradable, the Fund may not have the opportunity to purchase, or the ability to sell, these securities in the amounts, or at the prices, the Fund desires.

Issuer Specific Risk. As of February 6, 2026, approximately 10% of the Fund’s net assets are invested in Space Exploration Technologies Corp. (“Space X”), which is a private company with limited to no liquidity and restrictions on transfer of the stock. As noted above, pre-IPO investments may be subject to additional contractual restrictions on resale that would prevent the Fund from selling the company’s securities for a period of time following any IPO and we expect this to impact the Fund’s ability to sell Space X shares for a period of time following any IPO. Even after any such contractual restrictions expire, market liquidity for the shares may be limited, and the market price may be volatile, especially if all shares subject to such contractual restrictions are sold at the same time by the Fund and other market participants, which could negatively affect the Fund’s ability to sell shares at favorable prices.

Before investing in the Fund, investors should carefully consider publicly available information about Space X. There can be no assurances that the Fund will maintain its investment in Space X. However, for so long as the Fund maintains a significant investment in Space X, the Fund’s performance will be significantly affected by the performance of Space X both pre- and post-any IPO. In addition, the Fund could be adversely impacted by developments affecting space-related industries, artificial intelligence industries, social media, as well as market perceptions and sentiment and regulatory developments related to these industries and areas or to Space X or its management. Unanticipated outflows from the Fund or other factors, such as a general market downturn, could increase the Fund’s exposure to Space X and could limit the Fund’s ability to pay redemption proceeds or could force the Fund to sell Space X or its other securities at an unfavorable time and/or under unfavorable conditions.

Recent Market Conditions. Both U.S. and international markets have experienced significant volatility in recent years. As a result of such volatility, investment returns may fluctuate significantly. National economies are substantially interconnected, as are global financial markets, which creates the possibility that conditions in one country or region might adversely impact issuers in a different country or region. However, the interconnectedness of economies and/or markets may be diminishing or changing, which may impact such economies and markets in ways that cannot be foreseen at this time.

Some countries, including the U.S., have adopted more protectionist trade policies, which is a trend that appears to be continuing globally. Slowing global economic growth, the rise in protectionist trade policies, inflationary pressures, changes to some major international trade and security agreements, risks associated with the trade and security agreement between countries and regions, including the U.S. and other foreign nations, political or economic dysfunction within some countries or regions, including the U.S., and dramatic changes in consumer sentiment, commodity prices and currency values could affect the economies and markets of many nations, including the U.S., in ways that cannot necessarily be foreseen at the present time and may create significant volatility in the markets. In addition, these policies, including the impact on the U.S. dollar, may decrease foreign demand for U.S. assets, which could have a negative impact on certain issuers and/or industries.

The Federal Reserve and certain foreign central banks have started to lower interest rates, though economic or other factors, such as inflation, could stop such changes. It is difficult to accurately predict the pace at which interest rates might change, the timing, frequency or magnitude of any such changes in interest rates, or when such changes might stop or again reverse course. Additionally, various economic and political factors could cause the Federal Reserve or other foreign central banks to change their approach in the future and such actions may result in an economic slowdown both in the U.S. and abroad. Unexpected changes in interest rates could lead to significant market volatility or reduce liquidity in certain sectors of the market. Deteriorating economic fundamentals may, in turn, increase the risk of default or insolvency of particular issuers, negatively impact market value, cause

credit spreads to widen, and reduce bank balance sheets. Any of these could cause an increase in market volatility, reduce liquidity across various markets or decrease confidence in the markets.

Regulators in the U.S. have adopted a number of changes to regulations involving the markets and issuers, some of which apply to the Fund. The full effect of such regulations is not currently known and certain changes to regulation could limit the Fund's ability to pursue its investment strategies or make certain investments, may make it more costly for it to operate, or adversely impact performance. Additionally, it is possible that such regulations could be further revised or rescinded, which creates material uncertainty on their impact to the Fund.

Advancements in technology, including advanced development and increased regulation of artificial intelligence, may adversely impact market movements and liquidity. As artificial intelligence is used more widely, which can occur relatively rapidly, the profitability and growth of certain issuers and industries may be negatively impacted in ways that cannot be foreseen and could adversely impact its performance.

Tensions, war, or open conflict between nations, such as between Russia and Ukraine, in the Middle East, or in eastern Asia could affect the economies of many nations, including the United States. The duration of ongoing hostilities and any sanctions and related events cannot be predicted. Those events present material uncertainty and risk with respect to markets globally and the performance of the Fund and its investments or operations could be negatively impacted.

High public debt in the U.S. and other countries creates ongoing systemic and market risks and policymaking uncertainty. There is no assurance that the U.S. Congress will act to raise the nation's debt ceiling; a failure to do so could cause market turmoil and substantial investment risks that cannot now be fully predicted. Unexpected political, regulatory and diplomatic events within the U.S. and abroad may affect investor and consumer confidence and may adversely impact financial markets and the broader economy.

Global climate change can have potential effects on property and security values. Certain issuers, industries and regions may be adversely affected by the impact of climate change in ways that cannot be foreseen. The impact of legislation, regulation and international accords related to climate change, including any direct or indirect consequences that may not be foreseen, may negatively impact certain issuers, industries and regions.

Redemption Risk. The Fund may experience periods of large or frequent redemptions that could cause the Fund to sell assets at inopportune times, which could have a negative impact on the Fund's overall liquidity, or at a loss or depressed value. Redemption risk is greater to the extent that one or more investors or intermediaries control a large percentage of investments in the Fund and the risk is heightened during periods of declining or illiquid markets. Large redemptions could hurt the Fund's performance, increase transaction costs, and create adverse tax consequences.

Sector Risk. From time to time, based on market or economic conditions, the Fund may have significant positions in one or more sectors of the market. To the extent the Fund invests more heavily in particular sectors, its performance will be especially sensitive to developments that significantly affect those sectors. Individual sectors or sub-sectors may be more volatile, and may perform differently, than the broader market. The industries that constitute a sector may all react in the same way to economic, political or regulatory events.

Sustainable Investing Criteria Risk. The Fund's application of its Sustainable Investing Criteria is designed and utilized to help identify companies that demonstrate the potential to create economic value or reduce risk; however, as with the use of any investment criteria in selecting a portfolio, there is no guarantee that the criteria used by the Fund will result in the selection of issuers that will outperform other issuers, or help reduce risk in the portfolio. Investing based on the Fund's Sustainable Investing Criteria is qualitative and subjective by nature and there is no guarantee that the criteria used by the Fund will reflect the beliefs or values of any particular investor. The use of the Fund's Sustainable Investing Criteria could also affect the Fund's exposure to certain issuers, sectors or industries, and could impact the Fund's investment performance depending on whether the Sustainable Investing Criteria used are ultimately reflected in the market. Information used to evaluate the Fund's application of its Sustainable Investing Criteria, like other information used to identify companies in which to invest, may not be readily available, complete, or accurate, which could negatively impact the Fund's performance or create additional risk in the portfolio.

Value Stock Risk. Value stocks are those stocks whose stock prices, whether based on earnings, book value, or other financial measures, do not reflect their full economic opportunities. Value stocks may remain undervalued for extended periods of time, may decrease in value during a given period, may not ever realize what the portfolio management team believes to be their full value, or the portfolio management team's assumptions about intrinsic value or potential for appreciation may be incorrect. This may happen, among other reasons, because of a failure to anticipate which stocks or industries would benefit from changing market or economic conditions or investor preferences.

A summary of the Fund's additional principal investment risks is as follows:

Risk of Increase in Expenses. A decline in the Fund's average net assets during the current fiscal year due to market volatility or other factors could cause the Fund's expenses for the current fiscal year to be higher than the expense information presented in "Fees and Expenses."

Operational and Cybersecurity Risk. The Fund and its service providers, and your ability to transact with the Fund, may be negatively impacted due to operational matters arising from, among other problems, human errors, processing and communications errors, counterparty and third-party disruptions or errors, systems and technology disruptions or failures, or cybersecurity incidents. Cybersecurity incidents may allow an unauthorized party to gain access to fund assets, customer data, or proprietary information, or cause the Fund or its service providers, as well as the securities trading venues and their service providers, to suffer data corruption or lose operational functionality, including those related to critical functions. Cybersecurity incidents can result from deliberate attacks or unintentional events. It is not possible for the Manager or the other Fund service providers to identify all of the cybersecurity or other operational risks that may affect the Fund or to develop processes and controls to completely eliminate or mitigate their occurrence or effects. Most issuers in which the Fund invests are heavily dependent on computers for data storage and operations, and require ready access to the internet to conduct their business. Thus, cybersecurity incidents could also affect issuers of securities in which the Fund invests, leading to significant loss of value.

Artificial Intelligence. The Fund and its service providers, including its adviser, may utilize artificial intelligence ("AI") technologies, including machine learning models and generative AI, to improve operational efficiency and in connection with research. In addition, counterparties used by the Fund may utilize AI in their business activities. While the Manager may restrict certain uses of AI tools, the Fund and its adviser are not in a position to control the use of AI in third-party products or services. The use of AI introduces numerous potential challenges and the use of AI can lead to reputational damage, legal liabilities, and competitive disadvantages, as well as negatively impact business operations, which may occur with or without mismanagement in the use of the AI. AI requires the collection and processing of substantial amounts of data, which poses risks of data inaccuracies, incompleteness, and inherent biases, and which can degrade the technology's effectiveness and reliability. Such data can include proprietary information, the use of which by AI may be unauthorized and subject to potential liability. Rapid technological advancements further complicate risk predictions, and competitors who adopt AI more swiftly may gain a competitive edge. The complexity and opacity of AI systems raise significant accountability and ethical concerns. AI has enhanced the ability of threat actors to amplify the potency, scale, and speed of cybersecurity attacks. AI's role in increasing automation raises concerns about job displacement and may lead to economic and social disruptions. The unpredictable nature of AI's impact on market dynamics complicates traditional risk assessment models, making it challenging to identify risks and opportunities using historical data. Legal and regulatory frameworks governing AI's use, particularly concerning data privacy and protection, are evolving rapidly. These changes could materially alter how AI is used, which may negatively impact the Fund.

Risk Management. Risk is an essential part of investing. No risk management program can eliminate the Fund's exposure to adverse events; at best, it may only reduce the possibility that the Fund will be affected by such events, and especially those risks that are not intrinsic to the Fund's investment program. The Fund could experience losses if judgments about risk prove to be incorrect.

Valuation Risk. The Fund may not be able to sell an investment at the price at which the Fund has valued the investment. Such differences could be significant, particularly for illiquid securities and securities that trade in relatively thin markets and/or markets that experience extreme volatility. If market or other conditions make it difficult to value an investment, the Fund may be required to value such investments using more subjective methods, known as fair value methodologies. Using fair value methodologies to price investments may result in a value that is different from an investment's most recent price and from the prices used by other funds to calculate their NAVs. The Fund uses pricing services to provide values for certain securities and there is no assurance that the Fund will be able to sell an investment at the price established by such pricing services. The Fund's ability to value its investments in an accurate and timely manner may be impacted by technological issues and/or errors by third party service providers, such as pricing services or accounting agents.

PERFORMANCE

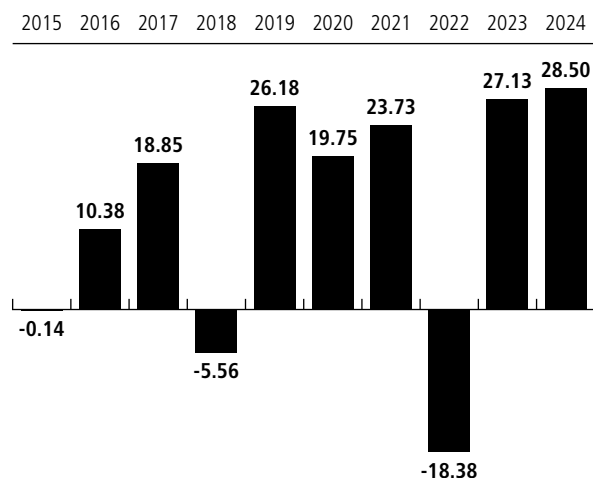
The following bar chart and table provide an indication of the risks of investing in the Fund. The bar chart shows how the Fund's performance has varied from year to year. The table below the bar chart shows what the returns would equal if you averaged out actual performance over various lengths of time and compares the returns with the returns of a broad based market index. The index, which is described in "Descriptions of Indices" in the prospectus, has characteristics relevant to the Fund's investment strategy.

Returns would have been lower if the Manager had not reimbursed certain expenses and/or waived a portion of the investment management fees during certain of the periods shown.

As of May 16, 2024, the Fund changed its investment policy to become “non-diversified” under the Investment Company Act of 1940. Its performance prior to this change might have been different if current policies had been in effect.

Past performance (before and after taxes) is not a prediction of future results. Visit www.nb.com or call 800-366-6264 for updated performance information.

YEAR-BY-YEAR % RETURNS AS OF 12/31 EACH YEAR



Best quarter:	Q2 2020	19.35%
Worst quarter:	Q1 2020	-21.47%
Year to Date performance as of:	09/30/2025	10.45%

AVERAGE ANNUAL TOTAL % RETURNS AS OF 12/31/2024

Quality Equity Fund	1 Year	5 Years	10 Years
Return Before Taxes	28.50	14.59	11.92
Return After Taxes on Distributions	26.82	12.39	9.92
Return After Taxes on Distributions and Sale of Fund Shares	18.15	11.27	9.25
S&P 500® Index (reflects no deduction for fees, expenses or taxes)	25.02	14.53	13.10

After-tax returns are calculated using the historical highest individual federal marginal income tax rates and do not reflect the impact of state and local taxes. Actual after-tax returns depend on an investor’s tax situation and may differ from those shown. After-tax returns are not relevant to investors who hold their Fund shares through tax-deferred arrangements, such as 401(k) plans or individual retirement accounts.

INVESTMENT MANAGER

Neuberger Berman Investment Advisers LLC (“Manager”) is the Fund’s investment manager.

PORTFOLIO MANAGER

The Fund is managed by Daniel P. Hanson, CFA (Managing Director of the Manager). Mr. Hanson has managed the Fund since April 2022.

BUYING AND SELLING SHARES

You may purchase, redeem (sell) or exchange shares of the Fund on any day the New York Stock Exchange is open, at the Fund’s net asset value per share next determined after your order is received in proper form. Shares of the Fund generally are available only through certain investment providers, such as banks, brokerage firms, retirement plan administrators, and financial advisers. Contact any investment provider authorized to sell the Fund’s shares. See “Maintaining Your Account” in the prospectus for eligibility requirements for purchases of Class R6 shares.

For certain institutional investors, shares of the Fund may be available directly from Neuberger Berman BD LLC by regular, first class mail (Neuberger Funds, P.O. Box 219189, Kansas City, MO 64121-9189), by express delivery, registered mail, or certified mail (Neuberger Funds, 801 Pennsylvania Ave, Suite 219189, Kansas City, MO 64105-1307), or by wire, fax, telephone, or exchange (call 800-366-6264 for instructions). See “Maintaining Your Account” in the prospectus for eligibility requirements for direct purchases of shares and for instructions on buying and redeeming (selling) shares directly.

The Fund does not impose minimum purchase requirements for Class R6 shares. However, you should contact your investment provider to determine whether it imposes minimum purchase requirements.

TAX INFORMATION

Unless you invest in the Fund through a tax-advantaged retirement plan or account or are a tax-exempt investor, you will be subject to tax on Fund distributions to you of ordinary income and/or net capital gains. Those distributions generally are not taxable to such a plan or account or a tax-exempt investor, although withdrawals from certain retirement plans and accounts generally are subject to federal income tax.

PAYMENTS TO INVESTMENT PROVIDERS AND OTHER FINANCIAL INTERMEDIARIES

If you purchase shares of another class of the Fund through an investment provider or other financial intermediary, such as a bank, brokerage firm, workplace retirement program, or financial adviser (who may be affiliated with Neuberger), the Fund and/or Neuberger Berman BD LLC and/or its affiliates may pay the intermediary for the sale of shares of those other classes of the Fund and related services. These payments may create a conflict of interest by influencing the investment provider or other financial intermediary and its employees to recommend the Fund or those other classes of the Fund over another investment. **Neuberger does not provide ongoing payments to third parties for any record-keeping, revenue sharing or administrative services in connection with investments in Class R6.** To the extent the Fund makes such payments with respect to another class, they can come only out of the assets of that other class.

Neuberger Real Estate Fund

Class R6 Shares (NRREX)

GOAL

The Fund seeks total return through investment in real estate securities, emphasizing both capital appreciation and current income.

FEES AND EXPENSES

These tables describe the fees and expenses that you may pay if you buy, hold or sell shares of the Fund. **You may pay other fees, such as brokerage commissions and other fees to financial intermediaries, which are not reflected in the table and example below.**

Shareholder Fees (fees paid directly from your investment)	None
Annual Fund Operating Expenses (expenses that you pay each year as a % of the value of your investment)	
Management fees	0.85
Distribution and/or shareholder service (12b-1) fees	None
Other expenses	0.08
Total annual operating expenses	0.93
Fee waivers and/or expense reimbursement	0.18
Total annual operating expenses after fee waivers and/or expense reimbursement ¹	0.75

¹ Neuberger Berman Investment Advisers LLC ("Manager") has contractually undertaken to waive and/or reimburse certain fees and expenses of Class R6 so that the total annual operating expenses (excluding interest, brokerage commissions, acquired fund fees and expenses, taxes including any expenses relating to tax reclaims, dividend and interest expenses relating to short sales, and extraordinary expenses, if any) ("annual operating expenses") are limited to 0.75% of average net assets. This undertaking lasts until 8/31/2029 and may not be terminated during its term without the consent of the Board of Trustees. The Fund has agreed that Class R6 will repay the Manager for fees and expenses waived or reimbursed for that class provided that repayment does not cause annual operating expenses to exceed 0.75% of its average net assets. Any such repayment must be made within three years after the year in which the Manager incurred the expense.

Expense Example

The expense example can help you compare costs among mutual funds. The example assumes that you invested \$10,000 for the periods shown, that you redeemed all of your shares at the end of those periods, that the Fund earned a hypothetical 5% total return each year, and that the Fund's expenses were those in the table. Actual performance and expenses may be higher or lower.

	1 Year	3 Years	5 Years	10 Years
Class R6	\$77	\$240	\$459	\$1,091

Portfolio Turnover

The Fund pays transaction costs, such as commissions, when it buys and sells securities (or "turns over" its portfolio). A higher portfolio turnover rate may indicate higher transaction costs and may result in higher taxes when Fund shares are held in a taxable account. These costs, which are not reflected in annual operating expenses or in the example, affect the Fund's performance. During the most recent fiscal year, the Fund's portfolio turnover rate was 57% of the average value of its portfolio.

PRINCIPAL INVESTMENT STRATEGIES

To pursue its goal, the Fund normally invests at least 80% of its net assets in equity securities issued by real estate investment trusts ("REITs") and common stocks and other securities issued by other real estate companies. The Fund defines a real estate company as one that derives at least 50% of its revenue from, or has at least 50% of its assets in, real estate.

The Fund may invest up to 20% of its net assets in debt securities of real estate companies. These debt securities can be either investment grade securities or below investment grade securities (commonly known as "junk bonds"), provided that, at the time of investment, they are rated at least B by S&P Global Ratings or Moody's Investors Service, Inc. (or comparably rated by at least one independent credit rating agency) or, if unrated, are determined by the Portfolio Managers to be of comparable quality. The Fund does not normally intend to continue holding securities that are in default or have defaulted with respect to the payment of interest or repayment of principal, but may do so depending on market conditions.

The Portfolio Managers make investment decisions through a fundamental analysis of each company. The Portfolio Managers review each company's current financial condition and industry position, as well as economic and market conditions. In doing so, they evaluate the company's growth potential, earnings estimates and quality of management, as well as other factors. In an effort to achieve its goal, the Fund may engage in active and frequent trading.

As part of their fundamental investment analysis the Portfolio Managers consider environmental, social and governance factors they believe are financially material to individual investments, where applicable. While this analysis is inherently subjective and may be informed by both internally generated and third-party metrics, data and other information, the Portfolio Managers believe that the consideration of financially material environmental, social and governance factors, alongside traditional financial metrics, may enhance the Fund's overall investment process. The consideration of environmental, social and governance factors does not apply to certain instruments, such as certain derivative instruments, other registered investment companies, cash and cash equivalents. The consideration of environmental, social and governance factors as part of the investment process does not mean that the Fund pursues a specific "impact" or "sustainable" investment strategy.

The Fund is a non-diversified fund, which means that it can invest more of its assets in fewer companies than a diversified fund. The Fund concentrates its assets in the real estate industry. The Fund may at times emphasize particular sub-sectors of the real estate business — for example, apartments, regional malls, offices, infrastructure, industrial, and health care.

Some of the REITs and other real estate securities in which the Fund invests may be preferred stock, which receives preference in the payment of dividends.

The Fund normally seeks to invest for the long-term, but it may sell securities regardless of how long they have been held if the Portfolio Managers find an opportunity they believe is more compelling, or if the Portfolio Managers' outlook on the company or the market changes, if a stock reaches a target price, if a company's business fails to perform as expected, or when other opportunities appear more attractive.

The Fund will not change its strategy of normally investing at least 80% of its net assets in equity securities issued by REITs and common stocks and other securities issued by other real estate companies, without providing shareholders at least 60 days' notice. This test and the test of whether a company is a real estate company are applied at the time the Fund invests; later percentage changes caused by a change in Fund assets, market values or company circumstances will not require the Fund to dispose of a holding.

PRINCIPAL INVESTMENT RISKS

Most of the Fund's performance depends on what happens in the stock and real estate markets, the Portfolio Managers' evaluation of those developments, and the success of the Portfolio Managers in implementing the Fund's investment strategies. The markets' behavior can be difficult to predict, particularly in the short term. There can be no guarantee that the Fund will achieve its goal. The Fund may take temporary defensive and cash management positions; to the extent it does, it will not be pursuing its principal investment strategies.

The actual risk exposure taken by the Fund in its investment program will vary over time, depending on various factors including the Portfolio Managers' evaluation of issuer, political, regulatory, market, or economic developments. There can be no guarantee that the Portfolio Managers will be successful in their attempts to manage the risk exposure of the Fund or will appropriately evaluate or weigh the multiple factors involved in investment decisions, including issuer, market and/or instrument-specific analysis, valuation and financially material environmental, social and governance factors.

The Fund is a mutual fund, not a bank deposit, and is not guaranteed or insured by the Federal Deposit Insurance Corporation or any other government agency. The value of your investment may fall, sometimes sharply, and you could lose money by investing in the Fund.

Each of the following risks, which are described in alphabetical order and not in order of any presumed importance, can significantly affect the Fund's performance. The relative importance of, or potential exposure as a result of, each of these risks will vary based on market and other investment-specific considerations.

Credit Risk. Credit risk is the risk that issuers, guarantors, or insurers may fail, or become less able or unwilling to pay interest and/or principal when due. Changes in the actual or perceived creditworthiness of an issuer or a downgrade or default affecting any of the Fund's securities could affect the Fund's performance by affecting the credit quality or value of the Fund's securities. Generally, the longer the maturity and the lower the credit quality of a security, the more sensitive it is to credit risk.

Dividend Risk. There is no guarantee that the companies in which the Fund invests will declare dividends in the future or that dividends, if declared, will remain at current levels or increase over time. Changes in a company's dividend policies may negatively

impact the Fund. Securities that pay dividends may be sensitive to changes in interest rates, and as interest rates rise or fall, the prices of such securities may be impacted. During a broad market advance, securities that pay dividends may not appreciate as much as securities that do not pay dividends.

High Portfolio Turnover Risk. The Fund may engage in active and frequent trading and may have a high portfolio turnover rate, which may increase the Fund's transaction costs, may adversely affect the Fund's performance and may generate a greater amount of capital gain distributions to shareholders than if the Fund had a low portfolio turnover rate.

Interest Rate Risk. In general, the value of investments with interest rate risk, such as debt securities, will move in the direction opposite to movements in interest rates. If interest rates rise, the value of such securities may decline. Typically, the longer the maturity or duration of a debt security, the greater the effect a change in interest rates could have on the security's price. Thus, the sensitivity of the Fund's debt securities to interest rate risk will increase with any increase in the duration of those securities.

Issuer-Specific Risk. An individual security may be more volatile, and may perform differently, than the market as a whole.

Lower-Rated Debt Securities Risk. Lower-rated debt securities (commonly known as "junk bonds") and unrated debt securities determined to be of comparable quality involve greater risks than investment grade debt securities. Such securities may fluctuate more widely in price and yield and may fall in price, sometimes abruptly, due to changes in interest rates, market activity, economic conditions, such as when economic conditions are deteriorating or are expected to deteriorate, or other factors. These securities may be less liquid, may require a greater degree of judgment to establish a price and may be difficult to sell at the time and price the Fund desires. Lower-rated debt securities are considered by the major rating agencies to be predominantly speculative with respect to the issuer's continuing ability to pay principal and interest and carry a greater risk that the issuer of such securities will default in the timely payment of principal and interest. Issuers of securities that are in default or have defaulted may fail to resume principal or interest payments, in which case the Fund may lose its entire investment. The creditworthiness of issuers of these securities may be more complex to analyze than that of issuers of investment grade debt securities, and the overreliance on credit ratings may present additional risks.

Market Capitalization Risk. To the extent the Fund invests in securities of small-, mid-, or large-cap companies, it takes on the associated risks. At times, any of these market capitalizations may be out of favor with investors. Compared to small- and mid-cap companies, large-cap companies may be unable to respond as quickly to changes and opportunities and may grow at a slower rate. Compared to large-cap companies, small- and mid-cap companies may depend on a more limited management group, may have a shorter history of operations, less publicly available information, less stable earnings and limited product lines, markets or financial resources. The securities of small- and mid-cap companies are often more volatile, which at times can be rapid and unpredictable, and less liquid than the securities of larger companies and may be more affected than other types of securities by the underperformance of a sector, during market downturns, by adverse publicity and investor perceptions, by interest rate changes and by government regulation.

Market Volatility Risk. Markets may be volatile and values of individual securities and other investments, including those of a particular type, may decline significantly in response to adverse issuer, political, regulatory, market, economic or other developments that may cause broad changes in market value, public perceptions concerning these developments, and adverse investor sentiment or publicity. Geopolitical and other risks, including environmental and public health risks may add to instability in world economies and markets generally. Changes in value may be temporary or may last for extended periods. If the Fund sells a portfolio position before it reaches its market peak, it may miss out on opportunities for better performance.

Non-Diversified Fund Risk. The Fund is classified as non-diversified. As such, the percentage of the Fund's assets invested in any single issuer or a few issuers is not limited as much as it is for a fund classified as diversified. Investing a higher percentage of its assets in any one or a few issuers could increase the Fund's risk of loss and its share price volatility, because the value of its shares would be more susceptible to adverse events affecting those issuers.

Preferred Securities Risk. Preferred securities, which are a form of hybrid security (i.e., a security with both debt and equity characteristics), may pay fixed or adjustable rates of return. Preferred securities are subject to issuer-specific and market risks applicable generally to equity securities, however, unlike common stocks, participation in the growth of an issuer may be limited. Distributions on preferred securities are generally payable at the discretion of the issuer's board of directors and after the company makes required payments to holders of its debt securities. For this reason, preferred securities are subject to greater credit, interest, and liquidation risk than debt securities, and the value of preferred securities will usually react more strongly than debt securities to actual or perceived changes in the company's financial condition or prospects. Preferred securities of smaller companies may be more vulnerable to adverse developments than preferred securities of larger companies. Preferred securities may be less liquid than common stocks.

Recent Market Conditions. Both U.S. and international markets have experienced significant volatility in recent years. As a result of such volatility, investment returns may fluctuate significantly. National economies are substantially interconnected, as are global financial markets, which creates the possibility that conditions in one country or region might adversely impact issuers in a different country or region. However, the interconnectedness of economies and/or markets may be diminishing or changing, which may impact such economies and markets in ways that cannot be foreseen at this time.

Some countries, including the U.S., have adopted more protectionist trade policies, which is a trend that appears to be continuing globally. Slowing global economic growth, the rise in protectionist trade policies, inflationary pressures, changes to some major international trade and security agreements, risks associated with the trade and security agreement between countries and regions, including the U.S. and other foreign nations, political or economic dysfunction within some countries or regions, including the U.S., and dramatic changes in consumer sentiment, commodity prices and currency values could affect the economies and markets of many nations, including the U.S., in ways that cannot necessarily be foreseen at the present time and may create significant volatility in the markets. In addition, these policies, including the impact on the U.S. dollar, may decrease foreign demand for U.S. assets, which could have a negative impact on certain issuers and/or industries.

The Federal Reserve and certain foreign central banks have started to lower interest rates, though economic or other factors, such as inflation, could stop such changes. It is difficult to accurately predict the pace at which interest rates might change, the timing, frequency or magnitude of any such changes in interest rates, or when such changes might stop or again reverse course. Additionally, various economic and political factors could cause the Federal Reserve or other foreign central banks to change their approach in the future and such actions may result in an economic slowdown both in the U.S. and abroad. Unexpected changes in interest rates could lead to significant market volatility or reduce liquidity in certain sectors of the market. Deteriorating economic fundamentals may, in turn, increase the risk of default or insolvency of particular issuers, negatively impact market value, cause credit spreads to widen, and reduce bank balance sheets. Any of these could cause an increase in market volatility, reduce liquidity across various markets or decrease confidence in the markets.

Regulators in the U.S. have adopted a number of changes to regulations involving the markets and issuers, some of which apply to the Fund. The full effect of such regulations is not currently known and certain changes to regulation could limit the Fund's ability to pursue its investment strategies or make certain investments, may make it more costly for it to operate, or adversely impact performance. Additionally, it is possible that such regulations could be further revised or rescinded, which creates material uncertainty on their impact to the Fund.

Advancements in technology, including advanced development and increased regulation of artificial intelligence, may adversely impact market movements and liquidity. As artificial intelligence is used more widely, which can occur relatively rapidly, the profitability and growth of certain issuers and industries may be negatively impacted in ways that cannot be foreseen and could adversely impact its performance.

Tensions, war, or open conflict between nations, such as between Russia and Ukraine, in the Middle East, or in eastern Asia could affect the economies of many nations, including the United States. The duration of ongoing hostilities and any sanctions and related events cannot be predicted. Those events present material uncertainty and risk with respect to markets globally and the performance of the Fund and its investments or operations could be negatively impacted.

High public debt in the U.S. and other countries creates ongoing systemic and market risks and policymaking uncertainty. There is no assurance that the U.S. Congress will act to raise the nation's debt ceiling; a failure to do so could cause market turmoil and substantial investment risks that cannot now be fully predicted. Unexpected political, regulatory and diplomatic events within the U.S. and abroad may affect investor and consumer confidence and may adversely impact financial markets and the broader economy.

Global climate change can have potential effects on property and security values. Certain issuers, industries and regions may be adversely affected by the impact of climate change in ways that cannot be foreseen. The impact of legislation, regulation and international accords related to climate change, including any direct or indirect consequences that may not be foreseen, may negatively impact certain issuers, industries and regions.

Redemption Risk. The Fund may experience periods of large or frequent redemptions that could cause the Fund to sell assets at inopportune times, which could have a negative impact on the Fund's overall liquidity, or at a loss or depressed value. Redemption risk is greater to the extent that one or more investors or intermediaries control a large percentage of investments in the Fund and the risk is heightened during periods of declining or illiquid markets. Large redemptions could hurt the Fund's performance, increase transaction costs, and create adverse tax consequences.

REITs and Other Real Estate Companies Risk. REITs and other real estate company securities are subject to risks similar to those of direct investments in real estate and the real estate industry in general, including, among other risks: general and local economic conditions; changes in interest rates; declines in property values; defaults by mortgagors or other borrowers and tenants; increases in property taxes and other operating expenses; overbuilding in their sector of the real estate market; fluctuations in rental income; lack of availability of mortgage funds or financing; extended vacancies of properties, especially during economic downturns; changes in tax and regulatory requirements; losses due to environmental liabilities; casualty or condemnation losses; changing social trends regarding working arrangements; or other economic, social, political, or regulatory matters affecting the real estate industry. REITs also are dependent upon the skills and creditworthiness of their managers, subject to heavy cash flow dependency or self-liquidation and generally not diversified.

Regardless of where a REIT is organized or traded, its performance may be affected significantly by events in the region where its properties are located. Domestic REITs could be adversely affected by failure to qualify for tax-free “pass-through” of distributed net investment income and net realized gains under the Internal Revenue Code of 1986, as amended, (“Code”) or to maintain their exemption from registration under the Investment Company Act of 1940, as amended. The value of REIT common shares may decline when interest rates rise. REITs and other real estate company securities tend to be small- to mid-cap securities and are subject to the risks of investing in small- to mid-cap securities.

Sector Risk. Although the Fund will not invest in real estate directly, because it concentrates its assets in the real estate industry your investment in the Fund will be closely linked to the performance of the real estate markets and the value of the Fund’s shares may change at different rates compared to the value of shares of a fund with investments in a mix of different sectors or industries.

The Fund may at times emphasize particular sub-sectors of the real estate business — for example, apartments, regional malls, offices, infrastructure, industrial, and health care. As such, the Fund’s performance would be especially sensitive to developments that significantly affect those businesses, which can be impacted by legislative or regulatory changes, adverse market conditions and/or increased competition.

Individual sectors or sub-sectors may be more volatile, and may perform differently, than the broader market. The industries that constitute a sector or sub-sector may all react in the same way to economic, political or regulatory events.

A summary of the Fund’s additional principal investment risks is as follows:

Risk of Increase in Expenses. A decline in the Fund’s average net assets during the current fiscal year due to market volatility or other factors could cause the Fund’s expenses for the current fiscal year to be higher than the expense information presented in “Fees and Expenses.”

Operational and Cybersecurity Risk. The Fund and its service providers, and your ability to transact with the Fund, may be negatively impacted due to operational matters arising from, among other problems, human errors, processing and communications errors, counterparty and third-party disruptions or errors, systems and technology disruptions or failures, or cybersecurity incidents. Cybersecurity incidents may allow an unauthorized party to gain access to fund assets, customer data, or proprietary information, or cause the Fund or its service providers, as well as the securities trading venues and their service providers, to suffer data corruption or lose operational functionality, including those related to critical functions. Cybersecurity incidents can result from deliberate attacks or unintentional events. It is not possible for the Manager or the other Fund service providers to identify all of the cybersecurity or other operational risks that may affect the Fund or to develop processes and controls to completely eliminate or mitigate their occurrence or effects. Most issuers in which the Fund invests are heavily dependent on computers for data storage and operations, and require ready access to the internet to conduct their business. Thus, cybersecurity incidents could also affect issuers of securities in which the Fund invests, leading to significant loss of value.

Artificial Intelligence. The Fund and its service providers, including its adviser, may utilize artificial intelligence (“AI”) technologies, including machine learning models and generative AI, to improve operational efficiency and in connection with research. In addition, counterparties used by the Fund may utilize AI in their business activities. While the Manager may restrict certain uses of AI tools, the Fund and its adviser are not in a position to control the use of AI in third-party products or services. The use of AI introduces numerous potential challenges and the use of AI can lead to reputational damage, legal liabilities, and competitive disadvantages, as well as negatively impact business operations, which may occur with or without mismanagement in the use of the AI. AI requires the collection and processing of substantial amounts of data, which poses risks of data inaccuracies, incompleteness, and inherent biases, and which can degrade the technology’s effectiveness and reliability. Such data can include proprietary information, the use of which by AI may be unauthorized and subject to potential liability. Rapid technological advancements further complicate risk predictions, and competitors who adopt AI more swiftly may gain a competitive edge. The complexity and opacity of AI systems raise

significant accountability and ethical concerns. AI has enhanced the ability of threat actors to amplify the potency, scale, and speed of cybersecurity attacks. AI's role in increasing automation raises concerns about job displacement and may lead to economic and social disruptions. The unpredictable nature of AI's impact on market dynamics complicates traditional risk assessment models, making it challenging to identify risks and opportunities using historical data. Legal and regulatory frameworks governing AI's use, particularly concerning data privacy and protection, are evolving rapidly. These changes could materially alter how AI is used, which may negatively impact the Fund.

Risk Management. Risk is an essential part of investing. No risk management program can eliminate the Fund's exposure to adverse events; at best, it may only reduce the possibility that the Fund will be affected by such events, and especially those risks that are not intrinsic to the Fund's investment program. The Fund could experience losses if judgments about risk prove to be incorrect.

Valuation Risk. The Fund may not be able to sell an investment at the price at which the Fund has valued the investment. Such differences could be significant, particularly for illiquid securities and securities that trade in relatively thin markets and/or markets that experience extreme volatility. If market or other conditions make it difficult to value an investment, the Fund may be required to value such investments using more subjective methods, known as fair value methodologies. Using fair value methodologies to price investments may result in a value that is different from an investment's most recent price and from the prices used by other funds to calculate their NAVs. The Fund uses pricing services to provide values for certain securities and there is no assurance that the Fund will be able to sell an investment at the price established by such pricing services. The Fund's ability to value its investments in an accurate and timely manner may be impacted by technological issues and/or errors by third party service providers, such as pricing services or accounting agents.

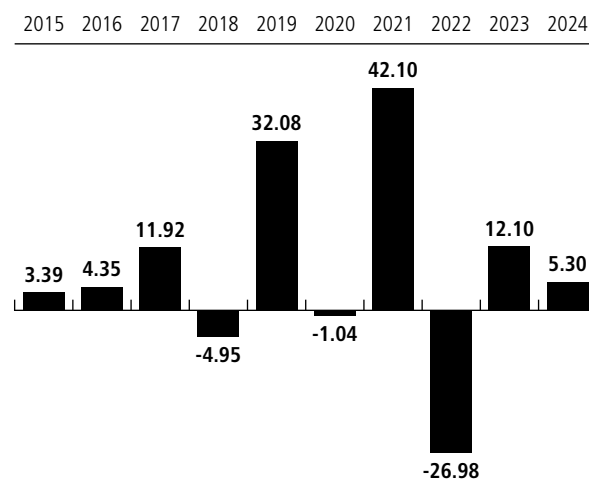
PERFORMANCE

The following bar chart and table provide an indication of the risks of investing in the Fund. The bar chart shows how the Fund's performance has varied from year to year. The table below the bar chart shows what the returns would equal if you averaged out actual performance over various lengths of time and compares the returns with the returns of a broad based market index and additional indices. The broad-based market index is required by regulation. The additional index or indices have characteristics relevant to the Fund's investment strategy. The indices are described in "Descriptions of Indices" in the prospectus.

Returns would have been lower if the Manager had not reimbursed certain expenses and/or waived a portion of the investment management fees during certain of the periods shown.

Past performance (before and after taxes) is not a prediction of future results. Visit www.nb.com or call 800-366-6264 for updated performance information.

YEAR-BY-YEAR % RETURNS AS OF 12/31 EACH YEAR



Best quarter:	Q4 2023	18.75%
Worst quarter:	Q1 2020	-17.56%
Year to Date performance as of:	09/30/2025	0.92%

AVERAGE ANNUAL TOTAL % RETURNS AS OF 12/31/2024

Real Estate Fund	1 Year	5 Years	10 Years
Return Before Taxes	5.30	3.92	6.27
Return After Taxes on Distributions	4.35	2.40	4.26
Return After Taxes on Distributions and Sale of Fund Shares	3.14	2.58	4.30
S&P 500 [®] Index (reflects no deduction for fees, expenses or taxes)	25.02	14.53	13.10
FTSE Nareit All Equity REITs Index (reflects no deduction for fees, expenses or taxes)	4.92	3.29	5.83

After-tax returns are calculated using the historical highest individual federal marginal income tax rates and do not reflect the impact of state and local taxes. Actual after-tax returns depend on an investor's tax situation and may differ from those shown. After-tax returns are not relevant to investors who hold their Fund shares through tax-deferred arrangements, such as 401(k) plans or individual retirement accounts. Return After Taxes on Distributions and Sale of Fund Shares may be higher than other returns for the same period due to a tax benefit of realizing a capital loss upon the sale of Fund shares.

INVESTMENT MANAGER

Neuberger Berman Investment Advisers LLC ("Manager") is the Fund's investment manager.

PORTFOLIO MANAGERS

The Fund is managed by Steve Shigekawa (Managing Director of the Manager), Brian C. Jones, CFA (Managing Director of the Manager) and Archena Alagappan (Senior Vice President of the Manager). Messrs. Shigekawa and Jones have been Portfolio Managers of the Fund since 2008. Mr. Shigekawa was an Associate Portfolio Manager of the Fund from 2005 to 2008. Ms. Alagappan became an Associate Portfolio Manager in April 2024.

BUYING AND SELLING SHARES

You may purchase, redeem (sell) or exchange shares of the Fund on any day the New York Stock Exchange is open, at the Fund's net asset value per share next determined after your order is received in proper form. Shares of the Fund generally are available only through certain investment providers, such as banks, brokerage firms, retirement plan administrators, and financial advisers. Contact any investment provider authorized to sell the Fund's shares. See "Maintaining Your Account" in the prospectus for eligibility requirements for purchases of Class R6 shares.

For certain institutional investors, shares of the Fund may be available directly from Neuberger Berman BD LLC by regular, first class mail (Neuberger Funds, P.O. Box 219189, Kansas City, MO 64121-9189), by express delivery, registered mail, or certified mail (Neuberger Funds, 801 Pennsylvania Ave, Suite 219189, Kansas City, MO 64105-1307), or by wire, fax, telephone, or exchange (call 800-366-6264 for instructions). See "Maintaining Your Account" in the prospectus for eligibility requirements for direct purchases of shares and for instructions on buying and redeeming (selling) shares directly.

The Fund does not impose minimum purchase requirements for Class R6 shares. However, you should contact your investment provider to determine whether it imposes minimum purchase requirements.

TAX INFORMATION

Unless you invest in the Fund through a tax-advantaged retirement plan or account or are a tax-exempt investor, you will be subject to tax on Fund distributions to you of ordinary income and/or net capital gains. Those distributions generally are not taxable to such a plan or account or a tax-exempt investor, although withdrawals from certain retirement plans and accounts generally are subject to federal income tax.

PAYMENTS TO INVESTMENT PROVIDERS AND OTHER FINANCIAL INTERMEDIARIES

If you purchase shares of another class of the Fund through an investment provider or other financial intermediary, such as a bank, brokerage firm, workplace retirement program, or financial adviser (who may be affiliated with Neuberger), the Fund and/or Neuberger Berman BD LLC and/or its affiliates may pay the intermediary for the sale of shares of those other classes of the Fund and related services. These payments may create a conflict of interest by influencing the investment provider or other financial intermediary and its employees to recommend the Fund or those other classes of the Fund over another investment. **Neuberger does not provide ongoing payments to third parties for any record-keeping, revenue sharing or administrative services in connection with investments in Class R6.** To the extent the Fund makes such payments with respect to another class, they can come only out of the assets of that other class.

Neuberger Small Cap Growth Fund

Class R6 Shares (NSRSX)

GOAL

The Fund seeks growth of capital.

FEES AND EXPENSES

These tables describe the fees and expenses that you may pay if you buy, hold or sell shares of the Fund. **You may pay other fees, such as brokerage commissions and other fees to financial intermediaries, which are not reflected in the table and example below.**

Shareholder Fees (<i>fees paid directly from your investment</i>)	None
Annual Fund Operating Expenses (<i>expenses that you pay each year as a % of the value of your investment</i>)	
Management fees	0.88
Distribution and/or shareholder service (12b-1) fees	None
Other expenses	0.13
Total annual operating expenses	1.01
Fee waivers and/or expense reimbursement	0.20
Total annual operating expenses after fee waivers and/or expense reimbursement ¹	0.81

¹ Neuberger Berman Investment Advisers LLC ("Manager") has contractually undertaken to waive and/or reimburse certain fees and expenses of Class R6 so that the total annual operating expenses (excluding interest, brokerage commissions, acquired fund fees and expenses, taxes including any expenses relating to tax reclaims, dividend and interest expenses relating to short sales, and extraordinary expenses, if any) ("annual operating expenses") are limited to 0.80% of average net assets. This undertaking lasts until 8/31/2029 and may not be terminated during its term without the consent of the Board of Trustees. The Fund has agreed that Class R6 will repay the Manager for fees and expenses waived or reimbursed for that class provided that repayment does not cause annual operating expenses to exceed 0.80% of its average net assets. Any such repayment must be made within three years after the year in which the Manager incurred the expense.

Expense Example

The expense example can help you compare costs among mutual funds. The example assumes that you invested \$10,000 for the periods shown, that you redeemed all of your shares at the end of those periods, that the Fund earned a hypothetical 5% total return each year, and that the Fund's expenses were those in the table. Actual performance and expenses may be higher or lower.

	1 Year	3 Years	5 Years	10 Years
Class R6	\$83	\$259	\$496	\$1,179

Portfolio Turnover

The Fund pays transaction costs, such as commissions, when it buys and sells securities (or "turns over" its portfolio). A higher portfolio turnover rate may indicate higher transaction costs and may result in higher taxes when Fund shares are held in a taxable account. These costs, which are not reflected in annual operating expenses or in the example, affect the Fund's performance. During the most recent fiscal year, the Fund's portfolio turnover rate was 150% of the average value of its portfolio.

PRINCIPAL INVESTMENT STRATEGIES

To pursue its goal, the Fund normally invests at least 80% of its net assets in common stocks of small-capitalization companies, which it defines as those with a market capitalization within the market capitalization range of the Russell 2000® Index at the time of initial purchase. Although the Fund invests primarily in domestic securities, it may also invest in securities of foreign companies.

The Fund's strategy utilizes a qualitative, bottom-up research driven approach to identify companies that the Portfolio Managers believe have catalysts for growth which are underappreciated by the market. The Portfolio Managers seek to invest in underappreciated companies with the following characteristics: durable and potentially unique business models and/or proficient management capable of advancing the development of and/or strengthening of sustainable and consistent revenue growth, cash flow growth, earnings growth and/or overall balance sheet strength. Such catalysts may include a new technology, product or service, a regulatory update, market share gains, cyclical inflections (e.g. companies whose returns are driven by macro-economic

factors), corporate restructurings or self-help initiatives (e.g. internal operating efforts to increase company efficiencies). The Portfolio Managers may also invest in anticipation of a catalyst.

In analyzing catalysts, the Portfolio Managers evaluate each catalyst's uniqueness, timing, growth potential and sustainability, as well as assessing execution risks, competitive barriers and threats. The Portfolio Managers are also attempting to exploit market inefficiencies that potentially may exist within the small-capitalization market, due to the number of companies that comprise the investable universe and the limited amount of available research that exists for some of those companies. Investable companies emerging from the Portfolio Manager's bottom-up fundamental, qualitative and valuation analysis fall into the following investment classifications:

Core investments: are typically more mature companies, engaged with, and participating in, compelling secular growth trends, that the Portfolio Managers believe offer a demonstrated history of consistent execution and results. These tend to represent multi-year holdings of the strategy.

Turn investments: represent holdings in a wide range of corporate development and maturity stages and are generally driven by what the Portfolio Managers believe to be a distinct developing catalyst, such as a new product or service, market share gains or internal corporate self-help opportunities to improve operating efficiencies.

Tactical investments: represent holdings with a shorter-term investment horizon due to catalysts the Portfolio Managers believe are typically associated with cyclical trends and opportunities, a disconnect with market expectations providing an opportunity on valuation or a new product, or financial or regulatory developments that could have a material impact on the company.

Tactical investments have the potential to grow into Turn investments, while compelling Turn investments will ideally develop into Core investments.

The Fund seeks to reduce risk by diversifying among many companies, sectors and industries. At times, the Portfolio Managers may emphasize certain sectors that they believe will benefit from market or economic trends.

The Portfolio Managers constantly monitor their holdings and are focused on maintaining what they believe is an appropriate and attractive risk/reward balance with a disciplined sell process that acts quickly and dispassionately to address both positive and negative outcomes. A position is typically trimmed or exited for the following reasons: to harvest gains from significant short-term price appreciation, the positive realization of a catalyst, the achievement of a price target or elevated valuations, identification of a better idea, to minimize potential risks, to address an absence of near-term drivers or catalysts, a significant deterioration of fundamentals, a change in management or operating strategy or the failure of a catalyst to develop.

In an effort to achieve its goal, the Fund may engage in active and frequent trading that involves initiating new positions, resizing current positions in response to material developments and in order to maintain an appropriate and attractive risk/reward balance and fully exiting positions in favor of new ideas.

The Fund will not change its strategy of normally investing at least 80% of its net assets in small-capitalization companies, without providing shareholders at least 60 days' notice. This test is applied at the time the Fund invests; later percentage changes caused by a change in Fund assets, market values or company circumstances will not require the Fund to dispose of a holding.

PRINCIPAL INVESTMENT RISKS

Most of the Fund's performance depends on what happens in the stock market, the Portfolio Managers' evaluation of those developments, and the success of the Portfolio Managers in implementing the Fund's investment strategies. The market's behavior can be difficult to predict, particularly in the short term. There can be no guarantee that the Fund will achieve its goal. The Fund may take temporary defensive and cash management positions; to the extent it does, it will not be pursuing its principal investment strategies.

The actual risk exposure taken by the Fund in its investment program will vary over time, depending on various factors including the Portfolio Managers' evaluation of issuer, political, regulatory, market, or economic developments. There can be no guarantee that the Portfolio Managers will be successful in their attempts to manage the risk exposure of the Fund or will appropriately evaluate or weigh the multiple factors involved in investment decisions, including issuer, market and/or instrument-specific analysis and valuation.

The Fund is a mutual fund, not a bank deposit, and is not guaranteed or insured by the Federal Deposit Insurance Corporation or any other government agency. The value of your investment may fall, sometimes sharply, and you could lose money by investing in the Fund.

Each of the following risks, which are described in alphabetical order and not in order of any presumed importance, can significantly affect the Fund's performance. The relative importance of, or potential exposure as a result of, each of these risks will vary based on market and other investment-specific considerations.

Catalyst Risk. Investing in companies in anticipation of a catalyst carries the risk that the catalyst may not happen as anticipated, or the market may react to the catalyst differently than expected. Certain catalysts, such as emergence from, or restructuring as a result of, bankruptcy, carry additional risks and the securities of such companies may be more likely to lose value than the securities of more stable companies. Securities of issuers undergoing such an event may be more volatile than other securities, may at times be illiquid, and may be difficult to value, and management of such a company may be addressing a situation with which it has little experience.

Foreign Risk. Foreign securities involve risks in addition to those associated with comparable U.S. securities. Additional risks include exposure to less developed or less efficient trading markets; social, political, diplomatic, or economic instability; trade barriers and other protectionist trade policies (including those of the U.S.); imposition of economic sanctions against a particular country or countries, organizations, companies, entities and/or individuals; significant government involvement in an economy and/or market structure; fluctuations in foreign currencies or currency redenomination; potential for default on sovereign debt; nationalization or expropriation of assets; settlement, custodial or other operational risks; higher transaction costs; confiscatory withholding or other taxes; and less stringent auditing and accounting, corporate disclosure, governance, and legal standards. As a result, foreign securities may fluctuate more widely in price, and may also be less liquid, than comparable U.S. securities. World markets, or those in a particular region, may all react in similar fashion to important economic or political developments. In addition, foreign markets may perform differently than the U.S. market. The effect of economic instability on specific foreign markets or issuers may be difficult to predict or evaluate. Regardless of where a company is organized or its stock is traded, its performance may be affected significantly by events in regions from which it derives its profits or in which it conducts significant operations.

Securities of issuers traded on foreign exchanges may be suspended, either by the issuers themselves, by an exchange, or by governmental authorities. Trading suspensions may be applied from time to time to the securities of individual issuers for reasons specific to that issuer, or may be applied broadly by exchanges or governmental authorities in response to market events. In the event that the Fund holds material positions in such suspended securities or instruments, the Fund's ability to liquidate its positions or provide liquidity to investors may be compromised and the Fund could incur significant losses.

Foreign Exposure Risk. Securities issued by U.S. entities with substantial foreign operations or holdings, or issued by foreign entities listed on a U.S. exchange, may involve additional risks relating to political, economic, or regulatory conditions in those foreign countries, as well as currency exchange rates.

Growth Stock Risk. Because the prices of most growth stocks are based on future expectations, these stocks tend to be more sensitive than value stocks to bad economic news and negative earnings surprises. When these expectations are not met or decrease, the prices of these stocks may decline, sometimes sharply, even if earnings showed an absolute increase. Bad economic news or changing investor perceptions may adversely affect growth stocks across several sectors and industries simultaneously.

High Portfolio Turnover Risk. The Fund may engage in active and frequent trading and may have a high portfolio turnover rate, which may increase the Fund's transaction costs, may adversely affect the Fund's performance and may generate a greater amount of capital gain distributions to shareholders than if the Fund had a low portfolio turnover rate.

Issuer-Specific Risk. An individual security may be more volatile, and may perform differently, than the market as a whole.

Market Volatility Risk. Markets may be volatile and values of individual securities and other investments, including those of a particular type, may decline significantly in response to adverse issuer, political, regulatory, market, economic or other developments that may cause broad changes in market value, public perceptions concerning these developments, and adverse investor sentiment or publicity. Geopolitical and other risks, including environmental and public health risks may add to instability in world economies and markets generally. Changes in value may be temporary or may last for extended periods. If the Fund sells a portfolio position before it reaches its market peak, it may miss out on opportunities for better performance.

Recent Market Conditions. Both U.S. and international markets have experienced significant volatility in recent years. As a result of such volatility, investment returns may fluctuate significantly. National economies are substantially interconnected, as are global financial markets, which creates the possibility that conditions in one country or region might adversely impact issuers in a different country or region. However, the interconnectedness of economies and/or markets may be diminishing or changing, which may impact such economies and markets in ways that cannot be foreseen at this time.

Some countries, including the U.S., have adopted more protectionist trade policies, which is a trend that appears to be continuing globally. Slowing global economic growth, the rise in protectionist trade policies, inflationary pressures, changes to some major international trade and security agreements, risks associated with the trade and security agreement between countries and regions, including the U.S. and other foreign nations, political or economic dysfunction within some countries or regions, including the U.S., and dramatic changes in consumer sentiment, commodity prices and currency values could affect the economies and markets of many nations, including the U.S., in ways that cannot necessarily be foreseen at the present time and may create significant volatility in the markets. In addition, these policies, including the impact on the U.S. dollar, may decrease foreign demand for U.S. assets, which could have a negative impact on certain issuers and/or industries.

The Federal Reserve and certain foreign central banks have started to lower interest rates, though economic or other factors, such as inflation, could stop such changes. It is difficult to accurately predict the pace at which interest rates might change, the timing, frequency or magnitude of any such changes in interest rates, or when such changes might stop or again reverse course. Additionally, various economic and political factors could cause the Federal Reserve or other foreign central banks to change their approach in the future and such actions may result in an economic slowdown both in the U.S. and abroad. Unexpected changes in interest rates could lead to significant market volatility or reduce liquidity in certain sectors of the market. Deteriorating economic fundamentals may, in turn, increase the risk of default or insolvency of particular issuers, negatively impact market value, cause credit spreads to widen, and reduce bank balance sheets. Any of these could cause an increase in market volatility, reduce liquidity across various markets or decrease confidence in the markets.

Regulators in the U.S. have adopted a number of changes to regulations involving the markets and issuers, some of which apply to the Fund. The full effect of such regulations is not currently known and certain changes to regulation could limit the Fund's ability to pursue its investment strategies or make certain investments, may make it more costly for it to operate, or adversely impact performance. Additionally, it is possible that such regulations could be further revised or rescinded, which creates material uncertainty on their impact to the Fund.

Advancements in technology, including advanced development and increased regulation of artificial intelligence, may adversely impact market movements and liquidity. As artificial intelligence is used more widely, which can occur relatively rapidly, the profitability and growth of certain issuers and industries may be negatively impacted in ways that cannot be foreseen and could adversely impact its performance.

Tensions, war, or open conflict between nations, such as between Russia and Ukraine, in the Middle East, or in eastern Asia could affect the economies of many nations, including the United States. The duration of ongoing hostilities and any sanctions and related events cannot be predicted. Those events present material uncertainty and risk with respect to markets globally and the performance of the Fund and its investments or operations could be negatively impacted.

High public debt in the U.S. and other countries creates ongoing systemic and market risks and policymaking uncertainty. There is no assurance that the U.S. Congress will act to raise the nation's debt ceiling; a failure to do so could cause market turmoil and substantial investment risks that cannot now be fully predicted. Unexpected political, regulatory and diplomatic events within the U.S. and abroad may affect investor and consumer confidence and may adversely impact financial markets and the broader economy.

Global climate change can have potential effects on property and security values. Certain issuers, industries and regions may be adversely affected by the impact of climate change in ways that cannot be foreseen. The impact of legislation, regulation and international accords related to climate change, including any direct or indirect consequences that may not be foreseen, may negatively impact certain issuers, industries and regions.

Redemption Risk. The Fund may experience periods of large or frequent redemptions that could cause the Fund to sell assets at inopportune times, which could have a negative impact on the Fund's overall liquidity, or at a loss or depressed value. Redemption risk is greater to the extent that one or more investors or intermediaries control a large percentage of investments in the Fund and the risk is heightened during periods of declining or illiquid markets. Large redemptions could hurt the Fund's performance, increase transaction costs, and create adverse tax consequences.

Sector Risk. From time to time, based on market or economic conditions, the Fund may have significant positions in one or more sectors of the market. To the extent the Fund invests more heavily in particular sectors, its performance will be especially sensitive to developments that significantly affect those sectors. Individual sectors or sub-sectors may be more volatile, and may perform differently, than the broader market. The industries that constitute a sector may all react in the same way to economic, political or regulatory events.

Securities Lending Risk. Securities lending involves a possible delay in recovery of the loaned securities or a possible loss of rights in the collateral should the borrower fail financially. The Fund could also lose money if the value of the collateral decreases.

Small- and Mid-Cap Companies Risk. At times, small- and mid-cap companies may be out of favor with investors. Compared to larger companies, small- and mid-cap companies may depend on a more limited management group, may have a shorter history of operations, less publicly available information, less stable earnings, and limited product lines, markets or financial resources. The securities of small- and mid-cap companies are often more volatile, which at times can be rapid and unpredictable, and less liquid than the securities of larger companies and may be more affected than other types of securities by the underperformance of a sector, during market downturns, by adverse publicity and investor perceptions, by interest rate changes and by government regulation. To the extent the Fund holds securities of mid-cap companies, the Fund will be subject to their risks.

A summary of the Fund's additional principal investment risks is as follows:

Risk of Increase in Expenses. A decline in the Fund's average net assets during the current fiscal year due to market volatility or other factors could cause the Fund's expenses for the current fiscal year to be higher than the expense information presented in "Fees and Expenses."

Operational and Cybersecurity Risk. The Fund and its service providers, and your ability to transact with the Fund, may be negatively impacted due to operational matters arising from, among other problems, human errors, processing and communications errors, counterparty and third-party disruptions or errors, systems and technology disruptions or failures, or cybersecurity incidents. Cybersecurity incidents may allow an unauthorized party to gain access to fund assets, customer data, or proprietary information, or cause the Fund or its service providers, as well as the securities trading venues and their service providers, to suffer data corruption or lose operational functionality, including those related to critical functions. Cybersecurity incidents can result from deliberate attacks or unintentional events. It is not possible for the Manager or the other Fund service providers to identify all of the cybersecurity or other operational risks that may affect the Fund or to develop processes and controls to completely eliminate or mitigate their occurrence or effects. Most issuers in which the Fund invests are heavily dependent on computers for data storage and operations, and require ready access to the internet to conduct their business. Thus, cybersecurity incidents could also affect issuers of securities in which the Fund invests, leading to significant loss of value.

Artificial Intelligence. The Fund and its service providers, including its adviser, may utilize artificial intelligence ("AI") technologies, including machine learning models and generative AI, to improve operational efficiency and in connection with research. In addition, counterparties used by the Fund may utilize AI in their business activities. While the Manager may restrict certain uses of AI tools, the Fund and its adviser are not in a position to control the use of AI in third-party products or services. The use of AI introduces numerous potential challenges and the use of AI can lead to reputational damage, legal liabilities, and competitive disadvantages, as well as negatively impact business operations, which may occur with or without mismanagement in the use of the AI. AI requires the collection and processing of substantial amounts of data, which poses risks of data inaccuracies, incompleteness, and inherent biases, and which can degrade the technology's effectiveness and reliability. Such data can include proprietary information, the use of which by AI may be unauthorized and subject to potential liability. Rapid technological advancements further complicate risk predictions, and competitors who adopt AI more swiftly may gain a competitive edge. The complexity and opacity of AI systems raise significant accountability and ethical concerns. AI has enhanced the ability of threat actors to amplify the potency, scale, and speed of cybersecurity attacks. AI's role in increasing automation raises concerns about job displacement and may lead to economic and social disruptions. The unpredictable nature of AI's impact on market dynamics complicates traditional risk assessment models, making it challenging to identify risks and opportunities using historical data. Legal and regulatory frameworks governing AI's use, particularly concerning data privacy and protection, are evolving rapidly. These changes could materially alter how AI is used, which may negatively impact the Fund.

Risk Management. Risk is an essential part of investing. No risk management program can eliminate the Fund's exposure to adverse events; at best, it may only reduce the possibility that the Fund will be affected by such events, and especially those risks that are not intrinsic to the Fund's investment program. The Fund could experience losses if judgments about risk prove to be incorrect.

Valuation Risk. The Fund may not be able to sell an investment at the price at which the Fund has valued the investment. Such differences could be significant, particularly for illiquid securities and securities that trade in relatively thin markets and/or markets that experience extreme volatility. If market or other conditions make it difficult to value an investment, the Fund may be required to value such investments using more subjective methods, known as fair value methodologies. Using fair value methodologies to price investments may result in a value that is different from an investment's most recent price and from the prices used by other funds to calculate their NAVs. The Fund uses pricing services to provide values for certain securities and there

is no assurance that the Fund will be able to sell an investment at the price established by such pricing services. The Fund's ability to value its investments in an accurate and timely manner may be impacted by technological issues and/or errors by third party service providers, such as pricing services or accounting agents.

PERFORMANCE

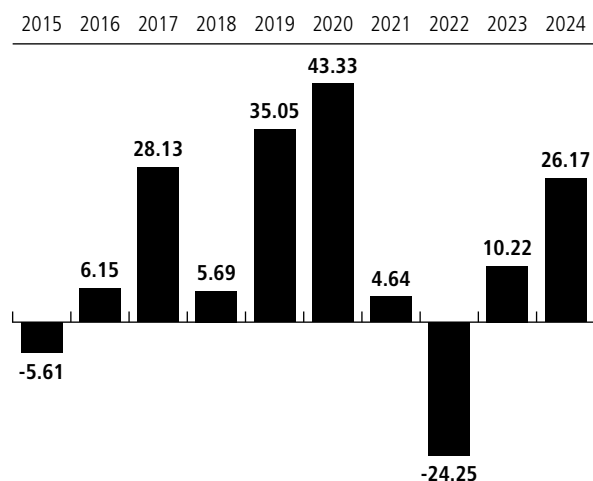
The following bar chart and table provide an indication of the risks of investing in the Fund. The bar chart shows how the Fund's performance has varied from year to year. The table below the bar chart shows what the returns would equal if you averaged out actual performance over various lengths of time and compares the returns with the returns of a broad based market index and additional indices. The broad-based market index is required by regulation. The additional index or indices have characteristics relevant to the Fund's investment strategy. The indices are described in "Descriptions of Indices" in the prospectus.

The following performance prior to September 7, 2018 is that of the Fund's Investor Class. Because Investor Class has higher expenses than Class R6, its performance typically would have been lower than that of Class R6.

Returns would have been lower if the Manager had not reimbursed certain expenses and/or waived a portion of the investment management fees during certain of the periods shown.

Past performance (before and after taxes) is not a prediction of future results. Visit www.nb.com or call 800-366-6264 for updated performance information.

YEAR-BY-YEAR % RETURNS AS OF 12/31 EACH YEAR



Best quarter:	Q2 2020	30.43%
Worst quarter:	Q1 2020	-20.53%
Year to Date performance as of:	09/30/2025	9.19%

AVERAGE ANNUAL TOTAL % RETURNS AS OF 12/31/2024

Small Cap Growth Fund	1 Year	5 Years	10 Years
Return Before Taxes	26.17	9.58	11.22
Return After Taxes on Distributions	26.04	8.30	9.40
Return After Taxes on Distributions and Sale of Fund Shares	15.60	7.19	8.40
Russell 3000 [®] Index (reflects no deduction for fees, expenses or taxes)	23.81	13.86	12.55
Russell 2000 [®] Growth Index (reflects no deduction for fees, expenses or taxes)	15.15	6.86	8.09
Russell 2000 [®] Index (reflects no deduction for fees, expenses or taxes)	11.54	7.40	7.82

After-tax returns are calculated using the historical highest individual federal marginal income tax rates and do not reflect the impact of state and local taxes. Actual after-tax returns depend on an investor's tax situation and may differ from those shown. After-tax returns are not relevant to investors who hold their Fund shares through tax-deferred arrangements, such as 401(k) plans or individual retirement accounts.

INVESTMENT MANAGER

Neuberger Berman Investment Advisers LLC (“Manager”) is the Fund’s investment manager.

PORTFOLIO MANAGERS

The Fund is co-managed by Portfolio Managers Chad Bruso (Managing Director of the Manager), Trevor Moreno (Managing Director of the Manager) and Associate Portfolio Manager Jennifer Blachford (Senior Vice President of the Manager). Messrs. Bruso and Moreno have managed the Fund since November 2015. Messrs. Bruso and Moreno joined as Associate Portfolio Managers in November 2015 and became co-Portfolio Managers in January 2020. Ms. Blachford has managed the Fund since December 2021.

BUYING AND SELLING SHARES

You may purchase, redeem (sell) or exchange shares of the Fund on any day the New York Stock Exchange is open, at the Fund’s net asset value per share next determined after your order is received in proper form. Shares of the Fund generally are available only through certain investment providers, such as banks, brokerage firms, retirement plan administrators, and financial advisers. Contact any investment provider authorized to sell the Fund’s shares. See “Maintaining Your Account” in the prospectus for eligibility requirements for purchases of Class R6 shares.

For certain institutional investors, shares of the Fund may be available directly from Neuberger Berman BD LLC by regular, first class mail (Neuberger Funds, P.O. Box 219189, Kansas City, MO 64121-9189), by express delivery, registered mail, or certified mail (Neuberger Funds, 801 Pennsylvania Ave, Suite 219189, Kansas City, MO 64105-1307), or by wire, fax, telephone, or exchange (call 800-366-6264 for instructions). See “Maintaining Your Account” in the prospectus for eligibility requirements for direct purchases of shares and for instructions on buying and redeeming (selling) shares directly.

The Fund does not impose minimum purchase requirements for Class R6 shares. However, you should contact your investment provider to determine whether it imposes minimum purchase requirements.

TAX INFORMATION

Unless you invest in the Fund through a tax-advantaged retirement plan or account or are a tax-exempt investor, you will be subject to tax on Fund distributions to you of ordinary income and/or net capital gains. Those distributions generally are not taxable to such a plan or account or a tax-exempt investor, although withdrawals from certain retirement plans and accounts generally are subject to federal income tax.

PAYMENTS TO INVESTMENT PROVIDERS AND OTHER FINANCIAL INTERMEDIARIES

If you purchase shares of another class of the Fund through an investment provider or other financial intermediary, such as a bank, brokerage firm, workplace retirement program, or financial adviser (who may be affiliated with Neuberger), the Fund and/or Neuberger Berman BD LLC and/or its affiliates may pay the intermediary for the sale of shares of those other classes of the Fund and related services. These payments may create a conflict of interest by influencing the investment provider or other financial intermediary and its employees to recommend the Fund or those other classes of the Fund over another investment. **Neuberger does not provide ongoing payments to third parties for any record-keeping, revenue sharing or administrative services in connection with investments in Class R6.** To the extent the Fund makes such payments with respect to another class, they can come only out of the assets of that other class.

Descriptions of Certain Practices and Security Types

Call Options. A call option gives the purchaser the right to buy an underlying asset or other reference instrument at a specified price, regardless of the instrument's market price at the time. Writing (selling) a call option obligates the writer (seller) to sell the underlying asset or other reference instrument to the purchaser at a specified price if the purchaser decides to exercise the option. A call option is "covered" if the writer (seller) simultaneously holds an equivalent position in the security underlying the option. The writer (seller) receives a premium when it writes a call option. Purchasing a call option gives the purchaser the right to buy the underlying asset or other reference instrument from the writer (seller) at a specified price if the purchaser decides to exercise the option. The purchaser pays a premium when it purchases a call option.

Convertible Securities. Convertible securities are bonds, debentures, notes, preferred stocks and other securities that pay interest or dividends and are convertible into or exchangeable for common stocks. Convertible securities generally have some features of common stocks and some features of debt securities. In general, a convertible security performs more like a stock when the underlying stock's price is high relative to the conversion price (because it is assumed that it will be converted into the stock) and performs more like a debt security when the underlying stock's price is low relative to the conversion price (because it is assumed that it will mature without being converted). Convertible securities typically pay an income yield that is higher than the dividend yield of the issuer's common stock, but lower than the yield of the issuer's debt securities.

Emerging Market Countries. Emerging market countries are generally considered to be those countries whose economies are less developed than the economies of countries such as the United States or most nations in Western Europe.

Environmental, Social and Governance Investing. Funds that follow environmental, social and governance considerations seek positive social and environmental impact in addition to economic success. They are designed to allow investors to put their money to work and also support companies that follow principles of good corporate citizenship.

Foreign Stocks. There are many promising opportunities for investment outside the United States. Foreign markets can respond to different factors and therefore may follow cycles that are different from each other. For this reason, many investors put a portion of their portfolios in foreign investments as a way of gaining further diversification.

Growth Investing. For growth investors, the aim is to invest in companies that are already successful but could be even more so. Often, these stocks are in emerging or rapidly growing industries. While most growth stocks are known to investors, they may not yet have reached their full potential. The growth investor looks for indications of continued success.

Lower-Rated Debt Securities. Lower-rated debt securities (commonly known as "junk bonds") typically offer investors higher yields than other fixed income securities. The higher yields are usually justified by the weaker credit profiles of these issuers as compared to investment grade issuers. Lower-rated debt securities may include debt obligations of all types issued by U.S. and non-U.S. corporate and governmental entities, including bonds, debentures and notes, loan interests and preferred stocks that have priority over any other class of stock of the entity as to the distribution of assets or the payment of dividends. A lower-rated debt security itself may be convertible into or exchangeable for equity securities, or it may carry with it the right to acquire equity securities evidenced by warrants attached to the security or acquired as part of a unit with the security.

Put Options. A put option gives the purchaser the right to sell an underlying asset or other reference instrument at a specified price, regardless of the instrument's market price at the time. Writing (selling) a put option obligates the writer (seller) to buy the underlying asset or other reference instrument from the purchaser at a specified price if the purchaser decides to exercise the option. The writer (seller) receives a premium when it writes a put option. Purchasing a put option gives the purchaser the right to sell the underlying asset or other reference instrument to the writer (seller) at a specified price if the purchaser decides to exercise the option. The purchaser pays a premium when it purchases a put option.

REITs. A REIT is a pooled investment vehicle that invests primarily in income-producing real estate or real estate related loans or interests. A domestic REIT is not taxed on net income and net realized gains that are distributed to its shareholders, provided it complies with certain requirements of the Internal Revenue Code of 1986, as amended ("Code"), and similar treatment may also apply to foreign REITs under the laws in which they are formed. REITs are generally classified as equity REITs or mortgage REITs. Equity REITs invest the majority of their assets directly in real property, derive their income primarily from rents and can also realize capital gains by selling properties that have appreciated in value. Mortgage REITs invest the majority of their assets in real estate mortgages and derive their income primarily from interest payments.

Value Investing. At any given time, there are companies whose stock prices, whether based on earnings, book value, or other financial measures, do not reflect their full economic opportunities. This happens when investors under-appreciate the business potential of these companies, or are distracted by transient or non-fundamental issues. The value investor examines these companies, searching for those that may rise in price when other investors realize their worth.

Additional Information about Principal Investment Risks

This section provides additional information about a Fund's principal investment risks described in its Fund Summary section. The following risks are described in alphabetical order and not in order of any presumed importance or potential exposure.

Catalyst Risk. Investing in companies in anticipation of a catalyst carries the risk that the catalyst may not happen as anticipated, possibly due to the actions of other market participants, or may happen in modified or conditional form, or the market may react to the catalyst differently than expected. Furthermore, a catalyst, such as a pending restructuring or spin-off, may be renegotiated or terminated or involve a longer time frame than originally contemplated. In addition, certain catalysts, such as emergence from, or restructuring as a result of, bankruptcy, carry additional risks, and the securities of such companies may be more likely to lose value than the securities of more stable companies. Securities of issuers undergoing such an event may be more volatile than other securities, may at times be illiquid, and may be difficult to value, and management of such a company may be addressing a situation with which it has little experience. In circumstances where the anticipated catalyst does not occur or the position is no longer an attractive investment opportunity, the Fund may incur losses by liquidating that position. If the catalyst later appears unlikely to occur or is delayed, the market prices of the securities may decline sharply. These investments may be highly speculative and an incorrect assessment of the risk associated with such an investment could result in significant losses to the Fund.

Risks of Investments in China A-shares through Stock Connect Programs. There are significant risks inherent in investing in China A-shares through "Connect Programs" of local stock exchanges in China, namely the Shanghai Connect Program and the Shenzhen Connect Program. The Chinese investment and banking systems are materially different in nature from many developed markets, which exposes investors to risks that are different from those in the U.S. The Connect Programs are subject to daily quota limitations, and an investor cannot purchase and sell the same security on the same trading day, which may restrict the Fund's ability to invest in China A-shares through the Connect Programs and to enter into or exit trades on a timely basis. A Connect Program can operate only when both markets are open for trading and when banking services are available in both markets on the corresponding settlement days. As such, if one or both markets in a particular Connect Program are closed on a U.S. trading day, the Fund may not be able to dispose of its China A-shares in a timely manner under such Connect Program, which could adversely affect the Fund's performance. Only certain China A-shares are eligible to be accessed through the Connect Programs. Such securities may lose their eligibility at any time, in which case they could be sold but could no longer be purchased through the Connect Programs.

The impact of this integration of Chinese and foreign markets is still unclear and the actual effect on the market for trading China A-shares with the introduction of large numbers of foreign investors is unknown though in the past the People's Republic of China regulators have intervened in the market as they believed necessary, which may be difficult to predict. The Connect Programs are subject to regulations promulgated by regulatory authorities for both exchanges and further regulations or restrictions, such as limitations on redemptions or suspension of trading, which Chinese regulators have used in the past, may adversely impact the Connect Programs and may increase volatility, if the authorities believe it is necessary to assure orderly markets or for other reasons. The relevant regulations are subject to change, and there is no certainty as to how they will be applied and Chinese securities trading law can change on a frequent basis or be applied on a retroactive basis. Investments in China A-shares may not be covered by the securities investor protection programs of either exchange and, without the protection of such programs, will be subject to the risk of default by the broker. Because of the way in which China A-shares are held in the Connect Programs, the Fund may not be able to exercise the rights of a direct shareholder and may be limited in its ability to pursue claims against the issuer of a security, and may suffer losses in the event the legal or "nominee holder" of the China A-shares under the Connect Programs becomes insolvent. Because all trades on the Connect Programs in respect of eligible China A-shares must be settled in Renminbi ("RMB"), the Chinese currency, investors must have timely access to a reliable supply of offshore RMB, which cannot be guaranteed.

Currently, the mainland Chinese tax authorities have temporarily exempted foreign investors from income tax and value-added tax on capital gains derived from the trading of A-shares under the Shanghai Connect Program and the Shenzhen Connect Program. It is uncertain how long this will be the case and the exemptions are subject to change.

Convertible Securities Risk. The value of a convertible security, which is a form of hybrid security (i.e., a security with both debt and equity characteristics), typically increases or decreases with the price of the underlying common stock. In general, a convertible security is subject to the market risks of stocks, and its price may be as volatile as that of the underlying stock, when the underlying stock's price is high relative to the conversion price, and a convertible security is subject to the market risks of debt securities, and is particularly sensitive to changes in interest rates, when the underlying stock's price is low relative to the conversion price. The general market risks of debt securities that are common to convertible securities include, but are not limited to, interest rate risk and credit risk -- that is, the value of convertible securities will move in the direction opposite to movements in interest rates; they are subject to the risk that the issuer will not be able to pay interest or dividends when due; and their market

value may change based on changes in the issuer's credit rating or the market's perception of the issuer's creditworthiness. Because their value can be influenced by many different factors, convertible securities generally have less potential for gain or loss than the underlying common stocks. Securities that are convertible other than at the option of the holder generally do not limit the potential for loss to the same extent as securities that are convertible only at the option of the holder.

Many convertible securities have credit ratings that are below investment grade and are subject to the same risks as an investment in lower-rated debt securities (commonly known as "junk bonds"). Lower-rated debt securities involve greater risks than investment grade debt securities. Lower-rated debt securities may fluctuate more widely in price and yield than investment grade debt securities and may fall in price during times when the economy is weak or is expected to become weak. The credit rating of a company's convertible securities is generally lower than that of its non-convertible debt securities. Convertible securities are normally considered "junior" securities — that is, the company usually must pay interest on its non-convertible debt securities before it can make payments on its convertible securities. If the issuer stops paying interest or principal, convertible securities may become worthless and the Fund could lose its entire investment. To the extent the Fund invests in convertible securities issued by small- or mid-cap companies, it will be subject to the risks of investing in such companies.

Credit Risk. Credit risk is the risk that issuers, guarantors, or insurers may fail, or become less able or unwilling, to pay interest and/or principal when due. Changes in the actual or perceived creditworthiness of an issuer, factors affecting an issuer directly (such as management changes, labor relations, collapse of key suppliers or customers, or material changes in overhead costs), factors affecting the industry in which a particular issuer operates (such as competition or technological advances) and changes in general social, economic or political conditions can increase the risk of default by an issuer, which may affect a security's credit quality or value. A downgrade or default affecting any of the Fund's securities could affect the Fund's performance by affecting the credit quality or value of the Fund's securities. Generally, the longer the maturity and the lower the credit quality of a security, the more sensitive it is to credit risk. In addition, lower credit quality may lead to greater volatility in the price of a security and may negatively affect a security's liquidity. Ratings represent a rating agency's opinion regarding the quality of a security and are not a guarantee of quality, and do not protect against a decline in the value of a security. In addition, rating agencies may fail to make timely changes to credit ratings in response to subsequent events and a rating may become stale in that it fails to reflect changes in an issuer's financial condition. The credit quality of a security or instrument can deteriorate suddenly and rapidly, which may negatively impact its liquidity and value. The securities in which the Fund invests may be subject to credit enhancement (for example, guarantees, letters of credit, or bond insurance). Entities providing credit or liquidity support also may be affected by credit risk. Credit enhancement is designed to help assure timely payment of the security; it does not protect the Fund against losses caused by declines in a security's value due to changes in market conditions.

Currency Risk. Currency risk is the risk that foreign currencies will decline in value relative to the U.S. dollar. To the extent that the Fund invests in securities or other instruments denominated in or indexed to foreign currencies, changes in currency exchange rates could adversely impact investment gains or add to investment losses. Domestic issuers that hold substantial foreign assets may be similarly affected. Currency exchange rates may fluctuate in response to factors external to a country's economy, which makes the forecasting of currency market movements extremely difficult. Currency exchange rates may fluctuate significantly over short periods of time and can be affected unpredictably by various factors, including investor perception of a country's economy and changes in interest rates; intervention, or failure to intervene, by U.S. or foreign governments, central banks, or supranational entities, such as the International Monetary Fund; or by currency controls or political or regulatory developments in the U.S. or abroad. Currency markets may be less regulated than securities markets, may be riskier than other types of investments, and may increase the volatility of the Fund. To the extent the Fund invests or hedges based on the perceived relationship between two currencies, there is a risk that the correlation between those currencies may not behave as anticipated.

Depository Receipts Risk. Depository receipts are certificates issued by a financial institution evidencing ownership of underlying foreign securities. While depository receipts involve many of the same risks of investing directly in the underlying foreign securities, they may be less liquid and more volatile than investing directly in such securities. Depository receipts are subject to the risk of fluctuation in the currency exchange rate if, as is often the case, the underlying foreign securities are denominated in foreign currency, and there may be an imperfect correlation between the market value of depository receipts and the underlying foreign securities. As a result, it is possible to pay either a premium or discount for a depository receipt versus the value of the underlying foreign security. In addition, holders of depository receipts may have limited or no rights, including voting rights, to take action with respect to the underlying securities or to compel the issuer of the receipts to take action. There is no guarantee that a financial institution will continue to sponsor a depository receipt, or that a depository receipt will continue to trade on an exchange, either of which could adversely affect the liquidity, availability and pricing of the instrument and may result in costs and delays in the distribution of the underlying foreign securities.

Dividend Risk. Dividends the Fund receives on common stocks are not fixed but are declared at the discretion of an issuer's board of directors. There is no guarantee that the companies in which the Fund invests will declare dividends in the future or that dividends, if declared, will remain at current levels or increase over time. Changes in a company's dividend policies, either a

reduction or elimination, may cause the Fund to receive less income and may negatively impact that company's securities. Securities that pay dividends may be sensitive to changes in interest rates, and as interest rates rise or fall, the prices of such securities may be impacted. A sharp rise in interest rates, or other market downturn, could result in a decision to decrease or eliminate a dividend. During a broad market advance, securities that pay dividends may not appreciate as much as securities that do not pay dividends.

Foreign and Emerging Market Risk. Foreign securities involve risks in addition to those associated with comparable U.S. securities. Additional risks include exposure to less developed or less efficient trading markets; social, political, diplomatic, or economic instability; trade barriers and other protectionist trade policies (including those of the U.S.); imposition of economic sanctions against a particular country or countries, organizations, companies, entities and/or individuals; significant government involvement in an economy and/or market structure; fluctuations in foreign currencies or currency redenomination; potential for default on sovereign debt; nationalization or expropriation of assets; settlement, custodial or other operational risks; higher transaction costs; confiscatory withholding or other taxes; and less stringent auditing and accounting, corporate disclosure, governance, and legal standards. The Fund may have limited or no legal recourse in the event of default with respect to certain foreign securities. In addition, key information about the issuer, the markets or the local government or economy may be unavailable, incomplete, or inaccurate. As a result, foreign securities may fluctuate more widely in price, and may also be less liquid, than comparable U.S. securities. World markets, or those in a particular region, may all react in similar fashion to important economic or political developments. In addition, securities issued by U.S. entities with substantial foreign operations may involve risks relating to political, economic, or regulatory conditions in foreign countries, as well as currency exchange rates. Regardless of where a company is organized or its stock is traded, its performance may be affected significantly by events in regions from which it derives its profits or in which it conducts significant operations.

Investing in emerging market countries involves risks in addition to and greater than those generally associated with investing in more developed foreign countries. The governments of emerging market countries may be more unstable and more likely to impose capital controls, nationalize a company or industry, place restrictions on foreign ownership and on withdrawing sale proceeds of securities from the country, intervene in the financial markets, and/or impose burdensome taxes that could adversely affect security prices. To the extent a foreign security is denominated in U.S. dollars, there is also the risk that a foreign government will not let U.S. dollar-denominated assets leave the country. In addition, the economies of emerging market countries may be dependent on relatively few industries that are more susceptible to local and global changes, and may suffer from extreme and volatile debt burdens or inflation rates. Emerging market countries may also have less developed legal and accounting systems, and their legal systems may deal with issuer bankruptcies and defaults differently than U.S. law would. Shareholder claims and legal remedies that are common in the United States may be difficult or impossible to pursue in many emerging market countries. In addition, due to jurisdictional limitations, matters of comity and various other factors, U.S. authorities may be limited in their ability to bring enforcement actions against non-U.S. companies and non-U.S. persons in certain emerging market countries. Most foreign and emerging market companies are not subject to the uniform accounting, auditing and financial reporting requirements applicable to issuers in the United States, which may impact the availability and quality of information about foreign and emerging market issuers. Securities markets in emerging market countries are also relatively small and have substantially lower trading volumes. Additionally, in times of market stress, regulatory authorities of different emerging market countries may apply varying techniques and degrees of intervention, which can have an effect on prices. Securities of issuers in emerging market countries may be more volatile and less liquid than securities of issuers in foreign countries with more developed economies or markets and the situation may require that the Fund fair value its holdings in those countries.

Securities of issuers traded on foreign exchanges may be suspended, either by the issuers themselves, by an exchange, or by governmental authorities. The likelihood of such suspensions may be higher for securities of issuers in emerging or less-developed market countries than in countries with more developed markets. Trading suspensions may be applied from time to time to the securities of individual issuers for reasons specific to that issuer, or may be applied broadly by exchanges or governmental authorities in response to market events. Suspensions may last for significant periods of time, during which trading in the securities and in instruments that reference the securities, such as derivative instruments, may be halted. In the event that the Fund holds material positions in such suspended securities or instruments, the Fund's ability to liquidate its positions or provide liquidity to investors may be compromised and the Fund could incur significant losses.

In addition, foreign markets may perform differently than the U.S. market. Over a given period of time, foreign securities may underperform U.S. securities — sometimes for years. The Fund could also underperform if it invests in countries or regions whose economic performance falls short. To the extent that the Fund invests a portion of its assets in one country, state, region or currency, an adverse economic, business or political development may affect the value of the Fund's investments more than if its investments were not so invested. Further, from time to time, based on market or economic conditions, the Fund may invest a significant portion of its assets in one country or geographic region. If the Fund does so, there is a greater risk that economic, political, regulatory, diplomatic, social and environmental conditions in that particular country or geographic region may have a

significant impact on the Fund's performance and that the Fund's performance will be more volatile than the performance of more geographically diversified funds. The economies and financial markets of certain regions can be highly interdependent and may decline all at the same time. In addition, certain areas are prone to natural disasters such as earthquakes, volcanic eruptions, floods, droughts or tsunamis and are economically sensitive to environmental events.

The effect of economic instability on specific foreign markets or issuers may be difficult to predict or evaluate. Some national economies continue to show profound instability, which may in turn affect their international trading and financial partners or other members of their currency bloc.

Foreign Exposure Risk. Securities issued by U.S. entities with substantial foreign operations or holdings, or issued by foreign entities listed on a U.S. exchange, may involve additional risks relating to political, economic, or regulatory conditions in those foreign countries. Additional risks may include exposure to less developed or less efficient commercial trading markets; social, political, diplomatic or economic instability; fluctuations in foreign currencies or currency redenomination; laws limiting or restricting the movement of assets out of the country; nationalization or expropriation of assets; less stringent legal standards; possible unfavorable treatment under U.S. tax laws; and discriminatory application of local regulatory or criminal laws.

Frontier Markets Risk. Frontier markets, which are foreign countries in the earliest stages of development, involve risks in addition to and greater than foreign and emerging markets. Investing in frontier markets involves unique risks, such as exposure to economies less diverse and mature than those of more developed foreign markets. Frontier markets are subject to economic, political, and socioeconomic instability that may cause larger price movements in frontier market securities than in securities of issuers based in more developed foreign markets, including securities of issuers in emerging markets. Frontier markets generally receive less investor attention than more developed markets, including those in emerging markets, and may have a high concentration of market capitalization and trading volume in a small number of companies representing a limited number of industries. Frontier market securities are subject to extreme volatility and extended periods of illiquidity. In addition, the currencies of frontier market countries may exhibit erratic movements.

Growth Stock Risk. Because the prices of most growth stocks are based on future expectations, these stocks tend to be more sensitive than value stocks to bad economic news and negative earnings surprises. When these expectations are not met or decrease, the prices of these stocks may decline, sometimes sharply, even if earnings showed an absolute increase. The Fund attempts to lessen the risk of such losses by seeking growth stocks that sell at what the adviser believes are attractive prices. If the adviser is incorrect in its assessment of a stock's value, this may negatively impact the Fund. Bad economic news or changing investor perceptions may adversely affect growth stocks across several sectors and industries simultaneously. Growth stocks tend to reinvest a high portion of earnings in their business, which can make them more volatile, and growth stocks also may lack the dividends often associated with value stocks that can cushion their decline in a falling market. While the price of any type of stock may rise and fall rapidly, growth stocks may underperform during periods when the market favors value stocks.

High Portfolio Turnover Risk. The Fund may engage in active and frequent trading and may have a high portfolio turnover rate, which may increase the Fund's transaction costs, such as brokerage commissions, dealer mark-ups and other costs, may adversely affect the Fund's performance and may generate a greater amount of capital gain distributions to shareholders, than if the Fund had a low portfolio turnover rate.

Interest Rate Risk. In general, the value of investments with interest rate risk, such as debt securities or income-oriented equity securities that pay dividends, will move in the direction opposite to movements in interest rates. If interest rates rise, the value of such securities may decline. Interest rate changes can be sudden and unpredictable and may be made in response to the supply and demand for credit, changes to government monetary policy and other initiatives, inflation rates, perceptions of risk and other factors. A changing interest rate environment increases certain risks, including the potential for periods of volatility. Debt securities have varying levels of sensitivity to changes in interest rates. Typically, the longer the maturity (i.e., the term of a debt security) or duration (i.e., a measure of the sensitivity of a debt security to changes in market interest rates, based on the entire cash flow associated with the security) of a debt security, the greater the effect a change in interest rates could have on the security's price. For example, if interest rates increase by 1%, a debt security with a duration of two years will decrease in value by approximately 2%. Thus, the sensitivity of the Fund's debt securities to interest rate risk will increase with any increase in the duration of those securities. Short-term securities tend to react to changes in short-term interest rates, and long-term securities tend to react to changes in long-term interest rates. Short-term and long-term interest rates, and interest rates in different countries, do not necessarily move in the same direction or by the same amount. The link between interest rates and debt security prices tends to be weaker with lower-rated debt securities than with investment grade debt securities.

Issuer-Specific Risk. An individual security may be more volatile, and may perform differently, than the market as a whole. The value of an issuer's securities may deteriorate because of a variety of factors, including disappointing earnings reports by the issuer, unsuccessful products or services, loss of major customers, major litigation against the issuer, perceived poor management

performance, changes in economic or political conditions or in government regulations affecting the issuer or the competitive environment. Certain unanticipated events, such as natural disasters, may have a significant adverse effect on the value of an issuer's securities.

Liquidity Risk. From time to time, the trading market for a particular investment or type of investment in which the Fund invests is or may become less liquid or even illiquid. Illiquid investments frequently can be more difficult to purchase or sell at an advantageous price or time. An illiquid investment means any investment that the Fund reasonably expects cannot be sold or disposed of in current market conditions in seven calendar days or less without the sale or disposition significantly changing the market value of the investment. Judgment plays a greater role in pricing these investments than it does in pricing investments having more active markets, and there is a greater risk that the investments may not be sold for the price at which the Fund is carrying them. The Fund may receive illiquid securities as a result of its investment in securities involved in restructurings. Certain investments that were liquid when the Fund purchased them may become illiquid, sometimes abruptly, particularly during periods of increased market volatility, adverse investor perception, economic uncertainty or changes in interest rates. Additionally, market closures due to holidays or other factors may render a security or group of securities (e.g., securities tied to a particular country or geographic region) illiquid for a period of time, which can be extensive. An inability to sell a portfolio position can adversely affect the Fund's value or prevent the Fund from being able to take advantage of other investment opportunities. Market prices for such securities or other investments may be volatile. Market participants attempting to sell the same or a similar investment at the same time as the Fund could decrease the liquidity of such investments, especially during times of market volatility. During periods of substantial market volatility, an investment or even an entire market segment may become illiquid, sometimes abruptly, which can adversely affect the Fund's ability to limit losses.

Unexpected episodes of illiquidity, including due to market or political factors, instrument or issuer-specific factors and/or unanticipated outflows or other factors, may limit the Fund's ability to pay redemption proceeds within the allowable time period. To meet redemption requests during periods of illiquidity, the Fund may be forced to sell securities at an unfavorable time and/or under unfavorable conditions.

Lower-Rated Debt Securities Risk. Lower-rated debt securities (commonly known as "junk bonds") and unrated debt securities determined to be of comparable quality involve greater risks than investment grade debt securities. Such securities may fluctuate more widely in price and yield and may fall in price, sometimes abruptly, due to changes in interest rates, market activity, economic conditions, such as when economic conditions are deteriorating or are expected to deteriorate, or other factors. These securities may be less liquid and also may require a greater degree of judgment to establish a price, may be difficult to sell at the time and price the Fund desires, and may carry higher transaction costs. In particular, these securities may be issued by smaller companies or by highly indebted companies, which are generally less able than more financially stable companies to make scheduled payments of interest and principal. Lower-rated debt securities are considered by the major rating agencies to be predominantly speculative with respect to the issuer's continuing ability to pay principal and interest and carry a greater risk that the issuer of such securities will default in the timely payment of principal and interest. Such securities are susceptible to such a default or decline in market value due to real or perceived adverse economic and business developments relating to the issuer, the industry in general, market interest rates and market liquidity. Such securities may be unsecured or have insufficient collateral and may be subordinated to other creditors, which increases the risk of loss on these securities. Issuers of securities that are in default or have defaulted may fail to resume principal or interest payments, in which case the Fund may lose its entire investment. Where it deems it appropriate and in the best interests of Fund shareholders, the Fund may incur additional expenses to seek recovery on a defaulted security and/or to pursue litigation to protect the Fund's investment.

The credit rating of a security may not accurately reflect the actual credit risk associated with such a security. The creditworthiness of issuers of these securities may be more complex to analyze than that of issuers of investment grade debt securities, and the overreliance on credit ratings may present additional risks.

Adverse publicity and investor perceptions, such as a high profile default, whether or not based on fundamental analysis, may decrease the values and liquidity of such securities, especially in a thinly traded or illiquid market. To the extent the Fund owns or may acquire illiquid or restricted lower-rated debt securities or unrated debt securities of comparable quality, these securities may involve special registration responsibilities, liabilities, costs, and liquidity and valuation difficulties.

Market Capitalization Risk (Small-, Mid- and Large-Cap Companies Risk). To the extent the Fund invests in securities of small-, mid-, or large-cap companies, it takes on the associated risks. At times, any of these market capitalizations may be out of favor with investors. Compared to small- and mid-cap companies, large-cap companies may be unable to respond as quickly to changes and opportunities and may grow at a slower rate. As such, the return on investment in securities of large-cap companies may be less than the return on investment in securities of small- and/or mid-cap companies. Compared to large-cap companies, small- and mid-cap companies may depend on a more limited management group, may have a shorter history of operations, less publicly available information, less stable earnings and limited product lines, markets or financial resources. The securities of

small- and mid-cap companies may fluctuate more widely in price than the market as a whole, which at times can be rapid and unpredictable, may be difficult to sell when the economy is not robust or during market downturns, and may be more affected than other types of securities by the underperformance of a sector, during market downturns, by adverse publicity and investor perceptions, by interest rate changes and by government regulation. There may also be less trading in small- or mid-cap securities, which means that buy and sell transactions in those securities could have a larger impact on a security's price than is the case with large-cap securities and the Fund may not be able to liquidate a position at a particular time.

To the extent the Fund defines the market capitalization range of companies by reference to the market capitalization range of companies in the named index, please note the size of companies in an index can change with market conditions. In addition, changes to the composition of an index can change the market capitalization range of companies in the index and, therefore, the market capitalization range of companies in which the Fund invests.

Market Volatility Risk. Markets may be volatile and values of individual securities and other investments, including those of a particular type, may decline significantly in response to adverse issuer, political, regulatory, market, economic or other developments that may cause broad changes in market value, public perceptions concerning these developments, and adverse investor sentiment or publicity. Changes in the financial condition of a single issuer may impact a market as a whole. Changes in value may be temporary or may last for extended periods and may not have the same impact on all types of securities and instruments. If the Fund sells a portfolio position before it reaches its market peak, it may miss out on opportunities for better performance. Geopolitical risks, including terrorism, tensions or open conflict between nations, or political or economic dysfunction within some nations that are major players on the world stage or major producers of oil, may lead to overall instability in world economies and markets generally and have led, and may in the future lead, to increased market volatility and may have adverse long-term effects. Similarly, environmental and public health risks, such as natural disasters or epidemics, or widespread fear that such events may occur, may impact markets and economies adversely and cause market volatility in both the short- and long-term.

Non-Diversified Fund Risk. Each of Neuberger Quality Equity Fund and Neuberger Real Estate Fund is classified as non-diversified. As such, the percentage of the Fund's assets invested in any single issuer or a few issuers is not limited as much as it is for a fund classified as diversified. Investing a higher percentage of its assets in any one or a few issuers could increase the Fund's risk of loss and its share price volatility, because the value of its shares would be more susceptible to adverse events affecting those issuers.

Operational and Cybersecurity Risk. The Fund and its service providers, and your ability to transact with the Fund, may be negatively impacted due to operational matters arising from, among other problems, human errors, processing and communications errors, counterparty and third-party disruptions or errors, systems and technology disruptions or failures, or cybersecurity incidents. Cybersecurity incidents may allow an unauthorized party to gain access to fund assets, customer data, or proprietary information, or cause the Fund or its service providers, as well as the securities trading venues and their service providers, to suffer data corruption or lose operational functionality, including those related to critical functions. Cybersecurity incidents can result from deliberate attacks (e.g., malicious software coding, ransomware, or "hacking") or unintentional events (e.g., inadvertent release of confidential information). A cybersecurity incident could, among other things, result in the loss or theft of customer data or funds, customers or employees being unable to access electronic systems ("denial of services"), loss or theft of proprietary information or corporate data, physical damage to a computer or network system, or remediation costs associated with system repairs. A cybersecurity incident may not permit the Fund and its service providers to access electronic systems to perform critical duties for the Fund, such as trading and calculating net asset value. Any cybersecurity incident could have a substantial adverse impact on the Fund and its shareholders.

The occurrence of any of these problems could result in a loss of information, regulatory scrutiny, reputational damage and other consequences, any of which could have a material adverse effect on the Fund or its shareholders. The Manager, through its monitoring and oversight of Fund service providers, endeavors to determine that service providers take appropriate precautions to avoid and mitigate risks that could lead to such problems. While the Manager has established business continuity plans and risk management systems seeking to address these problems, there are inherent limitations in such plans and systems, and it is not possible for the Manager or the other Fund service providers to identify all of the cybersecurity or other operational risks that may affect the Fund or to develop processes and controls to completely eliminate or mitigate their occurrence or effects. Most issuers in which the Fund invests are heavily dependent on computers for data storage and operations, and require ready access to the internet to conduct their business. Thus, cybersecurity incidents could also affect issuers of securities in which the Fund invests, leading to significant loss of value.

Artificial Intelligence. The Fund and its service providers, including its adviser, may utilize artificial intelligence ("AI") technologies, including machine learning models and generative AI, to improve operational efficiency and in connection with research. In addition, counterparties used by the Fund may utilize AI in their business activities. While the Manager

may restrict certain uses of AI tools, the Fund and its adviser are not in a position to control the use of AI in third-party products or services. The use of AI introduces numerous potential challenges and the use of AI can lead to reputational damage, legal liabilities, and competitive disadvantages, as well as negatively impact business operations, which may occur with or without mismanagement in the use of the AI. AI requires the collection and processing of substantial amounts of data, which poses risks of data inaccuracies, incompleteness, and inherent biases, and which can degrade the technology's effectiveness and reliability. Such data can include proprietary information, the use of which by AI may be unauthorized and subject to potential liability. Rapid technological advancements further complicate risk predictions, and competitors who adopt AI more swiftly may gain a competitive edge. The complexity and opacity of AI systems raise significant accountability and ethical concerns. AI has enhanced the ability of threat actors to amplify the potency, scale, and speed of cybersecurity attacks. AI's role in increasing automation raises concerns about job displacement and may lead to economic and social disruptions. The unpredictable nature of AI's impact on market dynamics complicates traditional risk assessment models, making it challenging to identify risks and opportunities using historical data. Legal and regulatory frameworks governing AI's use, particularly concerning data privacy and protection, are evolving rapidly. These changes could materially alter how AI is used, which may negatively impact the Fund.

Options Risk. The use of options involves investment strategies and risks different from those associated with ordinary portfolio securities transactions. If a strategy is applied at an inappropriate time or market conditions or trends are judged incorrectly, the use of options may lower the Fund's return. There can be no guarantee that the use of options will increase the Fund's return or income. In addition, there may be an imperfect correlation between the movement in prices of options and the securities underlying them and there may at times not be a liquid secondary market for various options. An abrupt change in the price of an underlying security could render an option worthless. The prices of options are volatile and are influenced by, among other things, actual and anticipated changes in the value of the underlying instrument, or in interest or currency exchange rates, including the anticipated volatility of the underlying instrument (known as implied volatility), which in turn are affected by the performance of the issuer of the underlying instrument, by fiscal and monetary policies and by national and international political and economic events. As such, prior to the exercise or expiration of the option, the Fund is exposed to implied volatility risk, meaning the value, as based on implied volatility, of an option may increase due to market and economic conditions or views based on the sector or industry in which issuers of the underlying instrument participate, including company-specific factors.

By writing put options, the Fund takes on the risk of declines in the value of the underlying instrument, including the possibility of a loss up to the entire strike price of each option it sells, but without the corresponding opportunity to benefit from potential increases in the value of the underlying instrument. When the Fund writes a put option, it assumes the risk that it must purchase the underlying instrument at a strike price that may be higher than the market price of the instrument. If there is a broad market decline and the Fund is not able to close out its written put options, it may result in substantial losses to the Fund. By writing a call option, the Fund may be obligated to deliver instruments underlying an option at less than the market price. When the Fund writes a covered call option, it gives up the opportunity to profit from a price increase in the underlying instrument above the strike price. If a covered call option that the Fund has written is exercised, the Fund will experience a gain or loss from the sale of the underlying instrument, depending on the price at which the Fund purchased the instrument and the strike price of the option. The Fund will receive a premium from writing options, but the premium received may not be sufficient to offset any losses sustained from exercised options. In the case of a covered call, the premium received may be offset by a decline in the market value of the underlying instrument during the option period. If an option that the Fund has purchased is never exercised or closed out, the Fund will lose the amount of the premium it paid and the use of those funds.

Other Investment Company Risk. To the extent the Fund invests in other investment companies, including money market funds and exchange-traded funds (ETFs), its performance will be affected by the performance of those other investment companies and to the allocation of its assets among those other investment companies. Investments in other investment companies are subject to the risks of the other investment companies' investments, as well as to the other investment companies' expenses. Other unaffiliated investment companies may also from time to time hold securities advised, or issued, by Neuberger Berman Investment Advisers LLC and its affiliates. If the Fund invests in other investment companies, the Fund may receive distributions of taxable gains from portfolio transactions by that investment company and may recognize taxable gains from transactions in shares of that investment company, which could be taxable to the Fund's shareholders when distributed to them.

An ETF may trade in the secondary market at a price below the value of its underlying portfolio, may not be liquid and may be halted by the listing exchange. An actively managed ETF's performance will reflect its adviser's ability to make investment decisions that are suited to achieving the ETF's investment objectives. A passively managed ETF may not replicate the performance of the index it intends to track because of, for example, the temporary unavailability of certain index securities in the secondary market or discrepancies between the ETF and the index with respect to the weighting of securities or the number of stocks held. A passively managed ETF may not be permitted to sell poorly performing stocks that are included in its index. Investing in ETFs could incur brokerage and other trading costs for the Fund.

Preferred Securities Risk. Preferred securities, which are a form of hybrid security (i.e., a security with both debt and equity characteristics), may pay fixed or adjustable rates of return. Preferred securities are subject to issuer-specific and market risks applicable generally to equity securities, however, unlike common stocks, participation in the growth of an issuer may be limited. Preferred securities generally are subordinated to debt securities in an issuer's capital structure, subjecting them to a greater risk of non-payment than those more senior securities. Distributions on preferred securities are generally payable at the discretion of the issuer's board of directors and after the company makes required payments to holders of its debt securities. For these reasons, preferred securities are subject to greater credit, interest, and liquidation risk than debt securities, and the value of preferred securities will usually react more strongly than debt securities to actual or perceived changes in the company's financial condition or prospects. Preferred securities of smaller companies may be more vulnerable to adverse developments than preferred securities of larger companies. Preferred securities may be less liquid than common stocks, and there is a risk an issuer of preferred securities may call or redeem prior to any stated maturity. Preferred securities may include provisions that permit the issuer, at its discretion, to defer or omit distributions for a stated period without any adverse consequences to the issuer. Preferred shareholders may have certain rights if distributions are not paid but generally have no legal recourse against the issuer, may suffer a loss of value if distributions are not paid, and may be required to report the deferred distribution on its tax returns, even though it may not have received any cash. Generally, preferred shareholders have no voting rights with respect to the issuer unless distributions to preferred shareholders have not been paid for a stated period, at which time the preferred shareholders may elect a number of directors to the issuer's board. Generally, once all the distributions have been paid to preferred shareholders, the preferred shareholders no longer have voting rights.

Private Companies and Pre-IPO Investments Risk. Investments in private companies, including companies that have not yet issued securities publicly in an initial public offering ("IPO") ("pre-IPO shares") involve greater risks than investments in securities of companies that have traded publicly on an exchange for extended periods of time. Investments in these companies are generally less liquid than investments in securities issued by public companies and may be difficult for the Fund to value. Compared to public companies, private companies may have a more limited management group and limited operating histories with narrower, less established product lines and smaller market shares, which may cause them to be more vulnerable to competitors' actions, market conditions and consumer sentiment with respect to their products or services, as well as general economic downturns. In addition, private companies may have limited financial resources and may be unable to meet their obligations. This could lead to bankruptcy or liquidation of such private company or the dilution or subordination of the Fund's investment in such private company. Additionally, there is significantly less information available about private companies' business models, quality of management, earnings growth potential and other criteria used to evaluate their investment prospects and the little public information available about such companies may not be reliable. Because financial reporting obligations for private companies are not as rigorous as public companies, it may be difficult to fully assess the rights and values of securities issued by private companies. The Fund may only have limited access to a private company's actual financial results and there is no assurance that the information obtained by the Fund is reliable. These companies may not ever issue shares in an IPO and a liquid market for their shares may never develop, which may negatively affect the price at which the Fund can sell these shares and make it more difficult to sell these shares, which could also adversely affect the Fund's liquidity. If the company does issue shares in an IPO, IPOs are risky and volatile and may cause the value of the Fund's investment to decrease significantly. Furthermore, these investments may be subject to additional contractual restrictions on resale that would prevent the Fund from selling the company's securities for a period of time following any IPO. Moreover, because securities issued by private companies are generally not freely or publicly tradable, the Fund may not have the opportunity to purchase, or the ability to sell, these securities in the amounts, or at the prices, the Fund desires. The Fund's investment in a private company generally will involve investing in restricted securities.

Issuer Specific Risk. As of February 6, 2026, approximately 10% of the Neuberger Quality Equity Fund's net assets are invested in Space Exploration Technologies Corp. ("Space X"), which is a private company with limited to no liquidity and restrictions on transfer of the stock. As noted above, pre-IPO investments may be subject to additional contractual restrictions on resale that would prevent the Fund from selling the company's securities for a period of time following any IPO and we expect this to impact the Fund's ability to sell Space X shares for a period of time following any IPO. Even after any such contractual restrictions expire, market liquidity for the shares may be limited, and the market price may be volatile, especially if all shares subject to such contractual restrictions are sold at the same time by the Fund and other market participants, which could negatively affect the Fund's ability to sell shares at favorable prices.

Before investing in the Fund, investors should carefully consider publicly available information about Space X. There can be no assurances that the Fund will maintain its investment in Space X. However, for so long as the Fund maintains a significant investment in Space X, the Fund's performance will be significantly affected by the performance of Space X both pre- and post-any IPO. In addition, the Fund could be adversely impacted by developments affecting space-related industries, artificial intelligence industries, social media, as well as market perceptions and sentiment and regulatory developments related to these industries and areas or to Space X or its management. Unanticipated outflows from the

Fund or other factors, such as a general market downturn, could increase the Fund's exposure to Space X and could limit the Fund's ability to pay redemption proceeds or could force the Fund to sell Space X or its other securities at an unfavorable time and/or under unfavorable conditions.

Private Placements and Other Restricted Securities Risk. Private placements and other restricted securities, including securities for which Fund management has material non-public information, are securities that are subject to legal and/or contractual restrictions on their sales. These securities may not be sold to the public unless certain conditions are met, which may include registration under the applicable securities laws. These securities may not be listed on an exchange and may have no active trading market. As a result of the absence of a public trading market, the prices of these securities may be more volatile and more difficult to determine than publicly traded securities and these securities may involve heightened risk as compared to investments in securities of publicly traded companies. Private placements and other restricted securities may be illiquid, and it frequently can be difficult to sell them at a time when it may otherwise be desirable to do so or the Fund may be able to sell them only at prices that are less than what the Fund regards as their fair market value. A security that was liquid at the time of purchase may subsequently become illiquid. In addition, transaction costs may be higher for private placements and other restricted securities. The Fund may have to bear the expense of registering such securities for sale and there may be substantial delays in effecting the registration. If, during such a delay, adverse market conditions were to develop, the Fund might obtain a less favorable price than prevailed at the time it decided to seek registration of the securities. In addition, the Fund may get only limited information about the issuer of a private placement or other restricted security, so it may be less able to anticipate a loss. Also, if Fund management receives material non-public information about the issuer, the Fund may, as a result, be legally prohibited from selling the securities.

Recent Market Conditions. Both U.S. and international markets have experienced significant volatility in recent years. As a result of such volatility, investment returns may fluctuate significantly. National economies are substantially interconnected, as are global financial markets, which creates the possibility that conditions in one country or region might adversely impact issuers in a different country or region. However, the interconnectedness of economies and/or markets may be diminishing or changing, which may impact such economies and markets in ways that cannot be foreseen at this time.

Some countries, including the U.S., have adopted more protectionist trade policies, which is a trend that appears to be continuing globally. Slowing global economic growth, the rise in protectionist trade policies, inflationary pressures, changes to some major international trade and security agreements, risks associated with the trade and security agreement between countries and regions, including the U.S. and other foreign nations, political or economic dysfunction within some countries or regions, including the U.S., and dramatic changes in consumer sentiment, commodity prices and currency values could affect the economies and markets of many nations, including the U.S., in ways that cannot necessarily be foreseen at the present time and may create significant volatility in the markets. In addition, these policies, including the impact on the U.S. dollar, may decrease foreign demand for U.S. assets, which could have a negative impact on certain issuers and/or industries.

The Federal Reserve and certain foreign central banks have started to lower interest rates, though economic or other factors, such as inflation, could stop such changes. It is difficult to accurately predict the pace at which interest rates might change, the timing, frequency or magnitude of any such changes in interest rates, or when such changes might stop or again reverse course. Additionally, various economic and political factors could cause the Federal Reserve or other foreign central banks to change their approach in the future and such actions may result in an economic slowdown both in the U.S. and abroad. Unexpected changes in interest rates could lead to significant market volatility or reduce liquidity in certain sectors of the market. Deteriorating economic fundamentals may, in turn, increase the risk of default or insolvency of particular issuers, negatively impact market value, cause credit spreads to widen, and reduce bank balance sheets. Any of these could cause an increase in market volatility, reduce liquidity across various markets or decrease confidence in the markets. Also, regulators have expressed concern that changes in interest rates may cause investors to sell fixed income securities faster than the market can absorb them, contributing to price volatility. Historical patterns of correlation among asset classes may break down in unanticipated ways during times of high volatility, disrupting investment programs and potentially causing losses.

Regulators in the U.S. adopted a number of changes to regulations involving the markets and issuers, some of which implicate a Fund. The full effect of such regulations is not currently known and certain changes to regulation could limit a Fund's ability to pursue its investment strategies or make certain investments, may make it more costly for it to operate, or adversely impact its performance. Additionally, it is possible that such regulations could be further revised or rescinded, which creates material uncertainty on their impact to the Fund.

Regulators in the U.S. are expected to permit funds to offer both mutual fund share classes and ETF share classes pursuant to exemptive relief. There are structural and operational differences between mutual funds and ETFs, which give rise to different shareholder rights along with other differences in this structure, including differences in portfolio transaction costs and distributions. Any use of this structure by a Fund, if available to it, would be subject to the terms and conditions of such exemptive relief.

Advancements in technology, including advanced development and increased regulation of artificial intelligence, may adversely impact market movements and liquidity. As artificial intelligence is used more widely, which can occur relatively rapidly, the profitability and growth of certain issuers and industries may be negatively impacted in ways that cannot be foreseen and could adversely impact performance.

Tensions, war, or open conflict between nations, such as between Russia and Ukraine, in the Middle East, or in eastern Asia could affect the economies of many nations, including the United States. The duration of ongoing hostilities and any sanctions and related events cannot be predicted. Those events present material uncertainty and risk with respect to markets globally and the performance of a Fund and its investments or operations could be negatively impacted.

Certain illnesses spread rapidly and have the potential to significantly and adversely affect the global economy. The impact of epidemics and/or pandemics that may arise in the future could negatively affect the economies of many nations, individual companies and the global securities and commodities markets, including their liquidity, in ways that cannot necessarily be foreseen at the present time and could last for an extended period of time.

High public debt in the U.S. and other countries creates ongoing systemic and market risks and policymaking uncertainty. There is no assurance that the U.S. Congress will act to raise the nation's debt ceiling; a failure to do so could cause market turmoil and substantial investment risks that cannot now be fully predicted. Unexpected political, regulatory and diplomatic events within the U.S. and abroad may affect investor and consumer confidence and may adversely impact financial markets and the broader economy.

China's economy, which had been sustained through debt-financed spending on housing and infrastructure, appears to be experiencing a significant slowdown and growing at a lower rate than prior years. While the Chinese government appears to be taking measures to address these issues, due to the size of China's economy, the resolution of these issues could impact a number of other countries.

Global climate change can have potential effects on property and security values. Certain issuers, industries and regions may be adversely affected by the impact of climate change in ways that cannot be foreseen. The impact of legislation, regulation and international accords related to climate change, including any direct or indirect consequences that may not be foreseen, may negatively impact certain issuers, industries and regions.

A rise in sea levels, a change in weather patterns, including an increase in powerful storms and large wildfires, and/or a climate-driven increase in flooding could cause properties to lose value or become unmarketable altogether. Unlike previous declines in the real estate market, properties in affected zones may not ever recover their value. Regulatory changes and divestment movements tied to concerns about climate change could adversely affect the value of certain land and the viability of industries whose activities or products are seen as accelerating climate change.

Losses related to climate change could adversely affect corporate issuers and mortgage lenders, the value of mortgage-backed securities, the bonds of municipalities that depend on tax or other revenues and tourist dollars generated by affected properties, and insurers of the property and/or of corporate, municipal or mortgage-backed securities. Since property and security values are driven largely by buyers' perceptions, it is difficult to know the time period over which these market effects might unfold.

Redemption Risk. The Fund may experience periods of large or frequent redemptions that could cause the Fund to sell assets at inopportune times, which could have a negative impact on the Fund's overall liquidity, or at a loss or depressed value. The sale of assets to meet redemption requests may cause the Fund to realize capital gains, which would result in the Fund having to distribute such gains. Redemption risk is greater to the extent that one or more investors or intermediaries control a large percentage of investments in the Fund, have short investment horizons, or have unpredictable cash flow needs. In addition, the risk is heightened if redemption requests are unusually large or frequent or occur during periods of declining or illiquid markets. Large redemptions could hurt the Fund's performance, increase transaction costs and create adverse tax consequences.

REITs and Other Real Estate Companies Risk. REITs and other real estate company securities are subject to risks similar to those of direct investments in real estate and the real estate industry in general, including, among other risks: general and local economic conditions; changes in interest rates; declines in property values; defaults by mortgagors or other borrowers and tenants; increases in property taxes and other operating expenses; overbuilding in their sector of the real estate market; fluctuations in rental income; lack of availability of mortgage funds or financing; extended vacancies of properties, especially during economic downturns; changes in tax and regulatory requirements; losses due to environmental liabilities; casualty or condemnation losses; changing social trends regarding working arrangements; or other economic, social, political, or regulatory matters affecting the real estate industry. REITs are subject to physical risks to real property, including weather, natural disasters, terrorist attacks, war, or other events that destroy real property. REITs also are dependent upon the skills of their managers, subject to heavy cash flow dependency or self-liquidation and generally not diversified. In addition, to the extent the Fund holds interests in REITs, it is expected that investors in the Fund will bear two layers of asset-based management fees and expenses (directly at the Fund level

and indirectly at the REIT level). Regardless of where a REIT is organized or traded, its performance may be affected significantly by events in the region where its properties are located. Domestic REITs could be adversely affected by failure to qualify for tax-free “pass-through” of distributed net investment income and net realized gains under the Code or to maintain their exemption from registration under the Investment Company Act of 1940, as amended. The Code generally allows individuals and certain other non-corporate entities a deduction for 20% of qualified REIT dividends. Regulations provide that a regulated investment company can pass the character of its qualified REIT dividends through to its shareholders for purposes of benefiting from this deduction.

While certain of these risk factors may affect only one or a few real estate sectors at a time, others may affect the real estate industry broadly. For example, the value of REIT common shares may decline when interest rates rise. During periods of high interest rates, REITs and other real estate companies may lose appeal for investors who may be able to obtain higher yields from other income-producing investments. High interest rates may also mean that financing for property purchases and improvements is more costly and difficult to obtain.

Most equity REITs receive a flow of income from property rentals, which, after covering their expenses, they pay to their shareholders in the form of dividends. Equity REITs may be affected by changes in the value of the underlying property they own, while mortgage REITs may be affected by the quality of any credit they extend or mortgages they purchase.

REITs and other real estate company securities tend to be small- to mid-cap securities and are subject to the risks of investing in small- to mid-cap securities. Some of the REIT securities in which the Fund invests may be preferred stock, which receives preference in the payment of dividends.

Risk Management. Management undertakes certain analyses with the intention of identifying particular types of risks and reducing the Fund’s exposure to them. However, risk is an essential part of investing, and the degree of return an investor might expect is often tied to the degree of risk the investor is willing to accept. By its very nature, risk involves exposure to the possibility of adverse events. Accordingly, no risk management program can eliminate the Fund’s exposure to such events; at best, it may only reduce the possibility that the Fund will be affected by adverse events, and especially those risks that are not intrinsic to the Fund’s investment program. While the prospectus describes material risk factors associated with the Fund’s investment program, there is no assurance that as a particular situation unfolds in the markets, management will identify all of the risks that might affect the Fund, rate their probability or potential magnitude correctly, or be able to take appropriate measures to reduce the Fund’s exposure to them. The Fund could experience losses if judgments about risk prove to be incorrect. Measures taken with the intention of decreasing exposure to identified risks might have the unintended effect of increasing exposure to other risks.

Sector Risk. From time to time, based on market or economic conditions, the Fund may have significant positions in one or more sectors of the market. To the extent the Fund invests more heavily in one sector, industry, or sub-sector of the market, its performance will be especially sensitive to developments that significantly affect those sectors, industries, or sub-sectors. An individual sector, industry, or sub-sector of the market may be more volatile, and may perform differently, than the broader market. The industries that constitute a sector may all react in the same way to economic, political or regulatory events. The Fund’s performance could also be affected if the sectors, industries, or sub-sectors do not perform as expected. Alternatively, the lack of exposure to one or more sectors or industries may adversely affect performance. For a summary of the Fund’s recent sector allocations, see its most recent shareholder report. (The information in the report is as of the date of the report and may have changed.) For information about the risks of investing in particular sectors, see the Fund’s Statement of Additional Information.

Securities Lending Risk. Securities lending involves a possible delay in recovery of the loaned securities, a possible delay in receiving additional collateral (to cover an increase in the market value of the loaned securities or a decrease in the value of any securities collateral), or a possible loss of rights in the collateral should the borrower fail financially. There is a risk that a borrower may default on its obligations to return loaned securities, which could negatively impact the Fund. The Fund could also lose money if the value of the collateral decreases.

To the extent that the portfolio securities acquired with such collateral have decreased in value, it may result in the Fund realizing a loss at a time when it would not otherwise do so. As such, securities lending may introduce leverage into the Fund. The Fund also may incur losses if the returns on securities that it acquires with cash collateral are less than the applicable rebate rates paid to borrowers and related administrative costs.

Sustainable Investing Criteria Risk. The Neuberger Quality Equity Fund’s application of its Sustainable Investing Criteria is designed and utilized to help identify companies that demonstrate the potential to create economic value or reduce risk; however, as with the use of any investment criteria in selecting a portfolio, there is no guarantee that the criteria used by the Fund will result in the selection of issuers that will outperform other issuers, or help reduce risk in the portfolio. Investing based on the Fund’s Sustainable Investing Criteria is qualitative and subjective by nature and there is no guarantee that the criteria used by the Fund will reflect the beliefs or values of any particular investor. The use of the Fund’s Sustainable Investing Criteria could also affect the

Fund's exposure to certain issuers, sectors or industries, and could impact the Fund's investment performance depending on whether the Sustainable Investing Criteria used are ultimately reflected in the market. Information used to evaluate the Fund's application of its Sustainable Investing Criteria, like other information used to identify companies in which to invest, may not be readily available, complete, or accurate, which could negatively impact the Fund's performance or create additional risk in the portfolio. In addition, there is a risk that the companies identified by the Fund's Sustainable Investing Criteria do not operate as expected when addressing environmental, social and governance issues.

Valuation Risk. The Fund may not be able to sell an investment at the price at which the Fund has valued the investment. Such differences could be significant, particularly for illiquid securities and securities that trade in relatively thin markets and/or markets that experience extreme volatility. If market or other conditions make it difficult to value an investment, the Fund may be required to value such investments using more subjective methods, known as fair value methodologies. Using fair value methodologies to price investments may result in a value that is different from an investment's most recent closing price and from the prices used by other funds to calculate their NAVs. Investors who purchase or redeem Fund shares on days when the Fund is holding fair-valued securities may receive fewer or more shares, or lower or higher redemption proceeds, than they would have received if the Fund had not held fair-valued securities or had used a different methodology. The value of foreign securities, certain futures, fixed income securities, and currencies may be materially affected by events after the close of the markets on which they are traded but before the Fund determines its net asset value. The impact of a closed foreign market on the Fund is likely to be greater if a large portion of the Fund's investments trade on that closed foreign market or when the foreign market is closed for unscheduled reasons. The value of the Fund's investments may change on days or during time periods when investors are not able to purchase or sell Fund shares. The Fund uses pricing services to provide values for certain securities and there is no assurance that the Fund will be able to sell an investment at the price established by such pricing services. Different pricing services use different valuation methodologies, potentially resulting in different values for the same investments. As a result, if the Fund were to change pricing services, or if a pricing service were to change its valuation methodology, the value of the Fund's investments could be impacted. The Fund's ability to value its investments in an accurate and timely manner may be impacted by technological issues and/or errors by third party service providers, such as pricing services or accounting agents.

Value Stock Risk. Value stocks are those stocks whose stock prices, whether based on earnings, book value, or other financial measures, do not reflect their full economic opportunities. Value stocks may remain undervalued for extended periods of time, may decrease in value during a given period, may not ever realize what the portfolio management team believes to be their full value or intrinsic value, or the portfolio management team's assumptions about intrinsic value or potential for appreciation may be incorrect. This may happen because value stocks, as a category, lose favor with investors compared to growth stocks, because of a failure to anticipate which stocks or industries would benefit from changing market or economic conditions, a misappraisal of a stock's growth potential, or because the stocks' worth was misgauged. Entire industries or sectors may lose favor with investors, and the Fund, in seeking value stocks, may focus its investments more heavily in those industries or sectors. Value investing historically has gone in and out of favor during past market cycles. At times when value investing is out of favor, the securities of value companies may underperform the securities of other companies.

Risks of Investing in Variable Interest Entities. For purposes of raising capital offshore on exchanges outside of the People's Republic of China (PRC), including on U.S. exchanges, many PRC-based operating companies are structured as entities commonly-referred to as variable interest entities ("VIEs"). In a typical VIE structure, the onshore PRC-based operating company is the VIE and establishes an entity, which is typically offshore in a foreign jurisdiction, such as the Cayman Islands. The offshore entity enters into contractual arrangements with the VIE and lists on an exchange outside of the PRC and issues exchange-traded shares that are sold to the public, including the Fund. This structure enables PRC companies in which the PRC government restricts foreign ownership to raise capital from foreign investors. While the offshore entity has no legal equity ownership of the VIE, its contractual arrangements with the VIE permit the offshore entity to consolidate the VIE's financial statements with its own for Financial Accounting Standards Board accounting purposes and provide for economic exposure to the performance of the underlying onshore PRC-based operating company. Therefore, an investor in the listed offshore entity, such as the Fund, will have exposure to the onshore PRC-based operating company only through its contractual arrangements with the VIE and has no legal ownership in the VIE. Furthermore, because the offshore entity only has specific rights provided for in these contractual arrangements with the VIE, its abilities to control the activities of the VIE are limited and the VIE may engage in activities that negatively impact the investment value. Intervention by the Chinese government with respect to VIE structures could adversely affect the PRC-based operating company's performance, the enforceability of the offshore entity's contractual arrangements with the VIE and the value of the offshore entity's shares. While the VIE structure has been widely adopted, it is not formally or legally recognized under PRC law and therefore there is a risk that the PRC government could restrict the effectiveness of such structures or negatively impact the VIE's contractual arrangements with the listed offshore entity by making them invalid under PRC law. The offshore entity's control over the VIE may also be jeopardized if certain legal formalities are not observed in connection with the agreements, if the agreements are breached or if the agreements are otherwise determined not to be enforceable under PRC law. If any of the foregoing were to occur, investors in the listed offshore entity, such as the Fund, may suffer significant losses

with little or no recourse available. If the PRC government determines that the contractual agreements involving VIE structures do not comply with PRC laws and regulations, including those related to restrictions on foreign ownership, it could subject a VIE to numerous sanctions such as penalties, revocation of business and operating licenses, invalidate or terminate contractual arrangements and/or forfeiture or non-recognition of ownership interest.

In addition, the listed offshore entity's benefits through its contractual arrangements over a VIE may also be jeopardized if a natural person who holds the equity interest in the VIE is deemed to breach the terms of the contractual arrangement (assuming the contractual arrangement is held to be valid under PRC law), is subject to legal proceedings or if any physical instruments for authenticating documentation by the VIE, such as chops and seals, are used without the VIE's authorization to enter into the contractual arrangements in the PRC. Chops and seals, which are carved stamps used to sign documents by PRC companies, represent a legally binding commitment by the PRC company. Moreover, any future PRC regulatory action may limit or prohibit the ability of the offshore entity to receive the economic benefits of the VIE, which may cause the value of the Fund's investment in the listed offshore entity to suffer a significant loss.

In addition, PRC companies listed on U.S. exchanges, including ADRs and companies that rely on VIE structures, may be delisted if they do not meet U.S. accounting standards and auditor oversight requirements. Delisting could significantly decrease the liquidity and value of the securities of these companies, decrease the ability of a Fund to invest in such securities and increase the cost of the Fund if it is required to seek alternative markets in which to invest in such securities.

Warrants and Rights Risk. Warrants and rights do not carry with them the right to dividends or voting rights with respect to the securities that they entitle their holder to purchase, and they do not represent any rights in the assets of the issuer. As a result, warrants and rights may be considered more speculative than certain other types of investments and are subject to the risks associated with the security underlying the warrant. In addition, the value of a warrant or right does not necessarily change with the value of the underlying securities and it may never be advantageous to exercise a warrant or right. If a warrant or right to subscribe to additional shares is not exercised or, when permissible, sold prior to the warrant's or right's expiration date or redemption by the issuer, the Fund would lose all or substantially all of the value of the warrant or right. The market for warrants and rights may be very limited and there may at times not be a liquid secondary market for warrants and rights.

Information about Additional Risks and Other Practices

As discussed in the Statement of Additional Information, a Fund may engage in certain practices and invest in certain securities in addition to those described as its "principal investment strategies" in its Fund Summary section. For example, should a Fund engage in borrowing or securities lending, or should a Fund use derivatives or invest in foreign securities, it will be subject to the additional risks associated with these practices and securities, some or all of which may already be included in its "principal investment strategies."

Borrowing money, securities lending, or using derivatives would create investment leverage, meaning that certain gains or losses would be amplified, increasing share price movements. A Fund that does not utilize derivatives as a part of its principal investment strategy may, to a limited extent, use certain derivatives as a means of hedging risk and/or for investment or efficient portfolio management purposes. A derivative instrument could fail to perform as expected, causing a loss for a Fund.

Foreign securities, including those issued by foreign governments, involve risks in addition to those associated with comparable U.S. securities, and can fluctuate more widely in price, and may also be less liquid, than comparable U.S. securities. Securities issued by U.S. entities with substantial foreign operations may involve risks relating to political, economic, or regulatory conditions in foreign countries.

In addition, a Fund may be an investment option for a Neuberger fund that is managed as a "fund of funds." As a result, from time to time, a Fund may experience relatively large redemptions or investments and could be required to sell securities or to invest cash at a time when it is not advantageous to do so.

In anticipation of adverse or uncertain market, economic, political, or other temporary conditions, including during periods of high cash inflows or outflows, a Fund may temporarily depart from its goal and use a different investment strategy (including leaving a significant portion of its assets uninvested) for defensive purposes. Doing so could help a Fund avoid losses, but may mean lost opportunities. In addition, in doing so different factors could affect a Fund's performance and a Fund may not achieve its goal.

In addition, to the extent a Fund is new or is undergoing a transition (such as a change in strategy, rebalancing, reorganization, liquidation or experiencing large inflows or outflows) or takes a temporary defensive position, it may deviate from its principal investment strategies during such period.

A Fund may change its goal without shareholder approval.

Please see the Statement of Additional Information for more information.

Descriptions of Indices

The **FTSE Nareit All Equity REITs Index** is a free float-adjusted market capitalization-weighted index that tracks the performance of all equity real estate investment trusts (REITs) that are listed on the New York Stock Exchange, the NYSE Arca or the NASDAQ National Market List. Equity REITs include all tax-qualified REITs with more than 50 percent of total assets in qualifying real estate assets other than mortgages secured by real property.

The **MSCI EAFE® Index (Net) (Europe, Australasia, Far East)** is a free float-adjusted market capitalization-weighted index that is designed to measure the equity market performance of developed markets excluding the United States and Canada. The index consists of the following 21 developed market country indexes: Australia, Austria, Belgium, Denmark, Finland, France, Germany, Hong Kong, Ireland, Israel, Italy, Japan, the Netherlands, New Zealand, Norway, Portugal, Singapore, Spain, Sweden, Switzerland, and the United Kingdom. Net total return indexes reinvest dividends after the deduction of withholding taxes, using (for international indexes) a tax rate applicable to non-resident institutional investors who do not benefit from double taxation treaties.

The **MSCI Emerging Markets Index (Net)** is a free float-adjusted market capitalization-weighted index that is designed to measure the equity market performance of emerging markets. The index consists of the following 24 emerging market country indexes: Brazil, Chile, China, Colombia, the Czech Republic, Egypt, Greece, Hungary, India, Indonesia, Korea, Kuwait, Malaysia, Mexico, Peru, the Philippines, Poland, Qatar, Saudi Arabia, South Africa, Taiwan, Thailand, Turkey, and the UAE. China A shares are included starting from June 1, 2018 and are partially represented at 20% of their free float-adjusted market capitalization as of November 2019. Effective after the close on March 9, 2022, MSCI reclassified MSCI Russia Indexes from Emerging Markets to Standalone Markets status. At that time, all Russian securities were removed from this index at a final price of 0.00001, including both locally traded Russian equity constituents and Russian ADRs/GDRs constituents. Net total return indexes reinvest dividends after the deduction of withholding taxes, using (for international indexes) a tax rate applicable to non-resident institutional investors who do not benefit from double taxation treaties.

The **Russell 1000® Index** is a float-adjusted market capitalization-weighted index that measures the performance of the large-cap segment of the U.S. equity market. It includes approximately 1,000 of the largest securities in the Russell 3000® Index (which measures the performance of the 3,000 largest U.S. public companies based on total market capitalization). The index is rebalanced annually in June.

The **Russell 1000® Growth Index** is a float-adjusted market capitalization-weighted index that measures the performance of the large-cap growth segment of the U.S. equity market. It includes those Russell 1000® companies with higher price-to-book ratios and higher forecasted growth values. The index is rebalanced annually in June. Effective after the market close on March 21, 2025, FTSE Russell is implementing a capping methodology to all Russell U.S. Style Indices including this one. Any individual company weights in the index greater than 22.5% will be capped, and the sum of all individual companies that have an index weight greater than 4.5% will be capped to a 45% aggregate weight in the index. This will be applied quarterly going forward, but historical index returns will not be restated.

The **Russell 1000® Value Index** is a float-adjusted market capitalization-weighted index that measures the performance of the large-cap value segment of the U.S. equity market. It includes those Russell 1000® Index companies with lower price-to-book ratios and lower forecasted growth rates. The index is rebalanced annually in June. Effective after the market close on March 21, 2025, FTSE Russell is implementing a capping methodology to all Russell U.S. Style Indices including this one. Any individual company weights in the index greater than 22.5% will be capped, and the sum of all individual companies that have an index weight greater than 4.5% will be capped to a 45% aggregate weight in the index. This will be applied quarterly going forward, but historical index returns will not be restated.

The **Russell 2000® Index** is a float-adjusted market capitalization-weighted index that measures the performance of the small-cap segment of the U.S. equity market. It includes approximately 2,000 of the smallest securities in the Russell 3000® Index (which measures the performance of the 3,000 largest U.S. public companies based on total market capitalization). The index is rebalanced annually in June.

The **Russell 2000® Growth Index** is a float-adjusted market capitalization-weighted index that measures the performance of the small-cap growth segment of the U.S. equity market. It includes those Russell 2000® Index companies with higher price-to-book ratios and higher forecasted growth rates. The index is rebalanced annually in June. Effective after the market close on March 21, 2025, FTSE Russell is implementing a capping methodology to all Russell U.S. Style Indices including this one. Any individual company weights in the index greater than 22.5% will be capped, and the sum of all individual companies that have an index

weight greater than 4.5% will be capped to a 45% aggregate weight in the index. This will be applied quarterly going forward, but historical index returns will not be restated.

The **Russell 2000® Value Index** is a float-adjusted market capitalization-weighted index that measures the performance of the small-cap value segment of the U.S. equity market. It includes those Russell 2000® Index companies with lower price-to-book ratios and lower forecasted growth rates. The index is rebalanced annually in June. Effective after the market close on March 21, 2025, FTSE Russell is implementing a capping methodology to all Russell U.S. Style Indices including this one. Any individual company weights in the index greater than 22.5% will be capped, and the sum of all individual companies that have an index weight greater than 4.5% will be capped to a 45% aggregate weight in the index. This will be applied quarterly going forward, but historical index returns will not be restated.

The **Russell 3000® Index** is a float-adjusted market capitalization-weighted index that measures the performance of the 3,000 largest U.S. public companies based on total market capitalization. The index is rebalanced annually in June.

The **Russell Midcap® Index** is a float-adjusted market capitalization-weighted index that measures the performance of the mid-cap segment of the U.S. equity market. It includes approximately 800 of the smallest securities in the Russell 1000® Index. The index is rebalanced annually in June.

The **Russell Midcap® Growth Index** is a float-adjusted market capitalization-weighted index that measures the performance of the mid-cap growth segment of the U.S. equity market. It includes those Russell Midcap® Index companies with higher price-to-book ratios and higher forecasted growth rates. The index is rebalanced annually in June. Effective after the market close on March 21, 2025, FTSE Russell is implementing a capping methodology to all Russell U.S. Style Indices including this one. Any individual company weights in the index greater than 22.5% will be capped, and the sum of all individual companies that have an index weight greater than 4.5% will be capped to a 45% aggregate weight in the index. This will be applied quarterly going forward, but historical index returns will not be restated.

The **Russell Midcap® Value Index** is a float-adjusted market capitalization-weighted index that measures the performance of the mid-cap value segment of the U.S. equity market. It includes those Russell Midcap® Index companies with lower price-to-book ratios and lower forecasted growth rates. The index is rebalanced annually in June. Effective after the market close on March 21, 2025, FTSE Russell is implementing a capping methodology to all Russell U.S. Style Indices including this one. Any individual company weights in the index greater than 22.5% will be capped, and the sum of all individual companies that have an index weight greater than 4.5% will be capped to a 45% aggregate weight in the index. This will be applied quarterly going forward, but historical index returns will not be restated.

The **S&P 500® Index** is a float-adjusted market capitalization-weighted index that focuses on the large-cap segment of the U.S. equity market, and includes a significant portion of the total value of the market.

Management of the Funds

Investment Manager

Neuberger Berman Investment Advisers LLC (“Manager”), located at 1290 Avenue of the Americas, New York, NY 10104, is each Fund’s investment manager and administrator. Neuberger Berman BD LLC (“Distributor”), located at 1290 Avenue of the Americas, New York, NY 10104, is each Fund’s distributor. Pursuant to an investment advisory agreement, the Manager is responsible for choosing a Fund’s investments and handling its day-to-day business. The services provided by the Manager as the investment manager and administrator include, among others, overall responsibility for providing all supervisory, management, and administrative services reasonably necessary for the operation of the Funds, which may include, among others, compliance monitoring, operational and investment risk management, legal and administrative services and portfolio accounting services. The Manager carries out its duties subject to the policies established by the Board of Trustees. The investment advisory agreement establishes the fees a Fund pays to the Manager for its services as the Fund’s investment manager and the expenses paid directly by the Fund. Together, the Neuberger affiliates manage approximately \$558 billion in total assets (as of 9/30/2025) and continue an asset management history that began in 1939.

A discussion regarding the basis for the Board of Trustees’ approval of the Funds’ investment advisory agreements is available in the Funds’ Form N-CSR for the period ended February 28, 2025.

NBIA may engage one or more of foreign affiliates that are not registered under the Investment Advisers Act of 1940, as amended (“participating affiliates”) in accordance with applicable SEC no-action letters. As participating affiliates, whether or not registered with the SEC, the affiliates may provide designated investment personnel to associate with NBIA as “associated persons” of NBIA and perform specific services for NBIA, including services for the Funds, which may involve, among other services, advisory

services and portfolio management, research and/or placing orders for securities and other instruments. The designated employees of a participating affiliate act for NBIA and are subject to certain NBIA policies and procedures as well as supervision and periodic monitoring by NBIA. The Funds will pay no additional fees and expenses as a result of any such arrangements.

Neither this Prospectus nor the Statement of Additional Information is intended to give rise to any contract rights or other rights in any shareholder, other than any rights conferred explicitly by federal or state securities laws that have not been waived. The Funds enter into contractual arrangements with various parties, including, among others, the Manager, who provide services to the Funds. Shareholders are not parties to, or intended to be third party beneficiaries of, those contractual arrangements. Where shareholders are not third party beneficiaries of contractual arrangements, those contractual arrangements cannot be enforced by shareholders acting on their own behalf.

Neuberger Emerging Markets Equity Fund: For the 12 months ended 8/31/2025, the management fees (i.e., advisory and administration fees) paid to the Manager by the Fund were 0.95% of average daily net assets, after voluntary waiver, for Class R6.

Effective January 15, 2026, the Fund will pay NBIA a fee at the annual rate of 0.75% of the Fund's average daily net assets for investment management services. Class R6 of the Fund will continue to pay NBIA fees at the annual rate of 0.05% of the Fund's average daily net assets allocable to the class for administrative services provided to the class. Prior to January 15, 2026, for investment management services, the Fund paid NBIA a fee at the annual rate of 1.000% of the first \$250 million of the Fund's average daily net assets, 0.975% of the next \$250 million, 0.950% of the next \$250 million, 0.925% of the next \$250 million, 0.900% of the next \$500 million, 0.875% of the next \$2.5 billion, and 0.850% of average daily net assets in excess of \$4 billion.

Neuberger Genesis Fund: For the 12 months ended 8/31/2025, the management fees (i.e., advisory and administration fees) paid to the Manager by the Fund were 0.71% of average daily net assets for Class R6.

Neuberger International Equity Fund: For the 12 months ended 8/31/2025, the management fees (i.e., advisory and administration fees) paid to the Manager by the Fund were 0.71% of average daily net assets, after voluntary waiver, for Class R6.

Effective November 21, 2022, the Manager has voluntarily agreed to waive its management fee in the amount of 0.15% of the average daily net assets of the Fund. The Manager may, at its sole discretion, modify or terminate this voluntary waiver without notice to the Fund.

Neuberger International Select Fund: For the 12 months ended 8/31/2025, the management fees (i.e., advisory and administration fees) paid to the Manager by the Fund were 0.60% of average daily net assets for Class R6.

Neuberger Intrinsic Value Fund: For the 12 months ended 8/31/2025, the management fees (i.e., advisory and administration fees) paid to the Manager by the Fund were 0.81% of average daily net assets for Class R6.

Neuberger Large Cap Growth Fund: For the 12 months ended 8/31/2025, the management fees (i.e., advisory and administration fees) paid to the Manager by the Fund were 0.51% of average daily net assets for Class R6.

Neuberger Large Cap Value Fund: For the 12 months ended 8/31/2025, the management fees (i.e., advisory and administration fees) paid to the Manager by the Fund were 0.47% of average daily net assets for Class R6.

Neuberger Mid Cap Growth Fund: For the 12 months ended 8/31/2025, the management fees (i.e., advisory and administration fees) paid to the Manager by the Fund were 0.53% of average daily net assets for Class R6.

Neuberger Mid Cap Intrinsic Value Fund: For the 12 months ended 8/31/2025, the management fees (i.e., advisory and administration fees) paid to the Manager by the Fund were 0.60% of average daily net assets for Class R6.

Neuberger Quality Equity Fund: For the 12 months ended 8/31/2025, the management fees (i.e., advisory and administration fees) paid to the Manager by the Fund were 0.54% of average daily net assets for Class R6.

Neuberger Real Estate Fund: For the 12 months ended 8/31/2025, the management fees (i.e., advisory and administration fees) paid to the Manager by the Fund were 0.85% of average daily net assets for Class R6.

Neuberger Small Cap Growth Fund: For the 12 months ended 8/31/2025, the management fees (i.e., advisory and administration fees) paid to the Manager by the Fund were 0.88% of average daily net assets for Class R6.

Portfolio Managers

Please see the Statement of Additional Information for additional information about each Portfolio Manager's compensation, other accounts managed by each Portfolio Manager, and each Portfolio Manager's ownership of shares in the Fund(s) that he or she manages.

Neuberger Emerging Markets Equity Fund

Vera German, CFA, is a Managing Director of Neuberger Berman Europe Limited. She has been Portfolio Manager of the Fund since January 2026. Ms. German joined the firm in 2025. Prior to joining the firm, Ms. German spent over 13 years at other asset managers where she held various roles such as research analyst and portfolio manager.

Juan Torres, is a Managing Director of Neuberger Berman Europe Limited. He has been Portfolio Manager of the Fund since January 2026. Mr. Torres joined the firm in 2025. Prior to joining the firm, Mr. Torres was a portfolio manager and investment analyst at another asset manager since 2017.

Neuberger Genesis Fund

Robert W. D'Alelio is a Managing Director of the Manager. Mr. D'Alelio has been a senior member of the Small Cap Team since 1996. Mr. D'Alelio has co-managed the Fund's assets since 1997.

Brett S. Reiner is a Managing Director of the Manager. Mr. Reiner has been a member of the Small Cap Team since 2003. Mr. Reiner joined the firm in 2000. He has been co-Portfolio Manager of the Fund since August 2019 and before that was an Associate Portfolio Manager of the Fund since 2005.

Gregory G. Spiegel is a Managing Director of the Manager. Mr. Spiegel has been a member of the Small Cap Team since 2012. Mr. Spiegel joined the firm in 2012. Prior to joining the firm, Mr. Spiegel was the Director of Research at another firm, covering global equities and overseeing that firm's research analysts from 2010 to 2012. He has been co-Portfolio Manager of the Fund since August 2019 and before that was an Associate Portfolio Manager of the Fund since 2015.

Neuberger International Equity Fund

Elias Cohen, CFA, is a Managing Director of the Manager. Mr. Cohen joined the firm in 2000 and has been a Portfolio Manager of the Fund since January 2019.

Thomas Hogan, CFA, is a Managing Director of the Manager. Mr. Hogan joined the firm in 2011 and has been a Portfolio Manager of the Fund since December 2022 and before that was an Associate Portfolio Manager of the Fund since 2021.

Neuberger International Select Fund

Elias Cohen, CFA, is a Managing Director of the Manager. Mr. Cohen joined the firm in 2000 and has co-managed the Fund since December 2016.

Thomas Hogan, CFA, is a Managing Director of the Manager. Mr. Hogan joined the firm in 2011 and has been a Portfolio Manager of the Fund since December 2022 and before that was an Associate Portfolio Manager of the Fund since 2021.

Neuberger Intrinsic Value Fund

Benjamin H. Nahum is a Managing Director of the Manager. Mr. Nahum joined the firm in 2008. He has co-managed the Fund since its inception in 2010. Prior to joining the firm, Mr. Nahum was a principal and executive vice president at David J. Greene & Co., LLC ("D.J. Greene"), the investment adviser to the Fund's predecessor partnership and account, from 1991 to 2008. D.J. Greene was acquired by Neuberger in 2008. Mr. Nahum was the portfolio manager of the Fund's predecessors from 1997 to 2010.

James F. McAree is a Managing Director of the Manager. Mr. McAree joined the firm in 2008. He has co-managed the Fund since its inception in 2010. Prior to joining the firm, Mr. McAree was a principal and research analyst at D.J. Greene, the investment adviser to the Fund's predecessor partnership and account, from 2005 to 2008. D.J. Greene was acquired by Neuberger in 2008. Mr. McAree was a research analyst for the Fund's predecessors from 2005 to 2010.

Amit Solomon, PhD, is a Managing Director of the Manager. Mr. Solomon joined the firm in 2008. He has co-managed the Fund since its inception in 2010. Prior to joining the firm, Mr. Solomon was a principal and senior research analyst at D.J. Greene, the investment adviser to the Fund's predecessor partnership and account, from 2002 to 2008. D.J. Greene was acquired by Neuberger in 2008. Mr. Solomon was a research analyst for the Fund's predecessors from 2002 to 2010.

Neuberger Large Cap Growth Fund

Charles Kantor is a Managing Director of the Manager. He joined the firm in 2000 and has managed the Fund since October 2015.

Marc Regenbaum is a Managing Director of the Manager. Mr. Regenbaum joined the firm in 2007 and has been a Portfolio Manager of the Fund since December 2020. Prior to December 2020, he was an Associate Portfolio Manager of the Fund since

February 2017. Prior to being named Associate Portfolio Manager, Mr. Regenbaum was a Senior Research Analyst for the Long Short and U.S. Equity Team.

Raman Gambhir is a Managing Director of the Manager. He joined the firm in 2015 and has been an Associate Portfolio Manager of the Fund since April 2024.

Neuberger Large Cap Value Fund

Eli M. Salzmann is a Managing Director of the Manager. Mr. Salzmann joined the firm in 2011 and has been the Portfolio Manager of the Fund since December 2011. Prior to joining the firm, Mr. Salzmann spent nearly 14 years at another investment manager where he was a Partner, Director of Large-Cap Value and a portfolio manager specializing in U.S. Large-Cap Value strategies.

David Levine, CFA, is a Managing Director of the Manager. Mr. Levine joined the firm in 1995 and has been an Associate Portfolio Manager of the Fund since April 2021.

Neuberger Mid Cap Growth Fund

Chad Bruso is a Managing Director of the Manager. He joined the firm in 2006. He has been co-Portfolio Manager of the Fund since December 2021 and before that was an Associate Portfolio Manager of the Fund since January 2020.

Trevor Moreno is a Managing Director of the Manager. He joined the firm in 2014. He has been co-Portfolio Manager of the Fund since December 2021 and before that was an Associate Portfolio Manager of the Fund since January 2020. Prior to joining the firm, he was an assistant portfolio manager and equity analyst at an investment company.

Jennifer Blachford is a Senior Vice President of the Manager. She joined the firm in 2019. She has been an Associate Portfolio Manager of the Fund since December 2021. Prior to joining the firm, she was a portfolio manager at an investment company.

Neuberger Mid Cap Intrinsic Value Fund

Benjamin H. Nahum is a Managing Director of the Manager. Mr. Nahum joined the firm in 2008 and has managed the Fund since May 2021.

James F. McAree is a Managing Director of the Manager. Mr. McAree joined the firm in 2008 and has managed the Fund since May 2021.

Amit Solomon, PhD, is a Managing Director of the Manager. Mr. Solomon joined the firm in 2008 and has managed the Fund since May 2021.

Rand W. Gesing is a Senior Vice President of the Manager. Mr. Gesing joined the firm in 2008 and has managed the Fund since May 2021.

Scott A. Hoina is a Senior Vice President of the Manager. Mr. Hoina joined the firm in 2008 and has managed the Fund since May 2024.

Kenney Oh is a Managing Director of the Manager and has managed the Fund since December 2025. Prior to joining the firm in 2025, Mr. Oh served as the President and CIO at another asset manager from 2022 to 2025 and Partner and Head of Public Equity at a private equity firm from 2017 to 2021.

Neuberger Quality Equity Fund

Daniel P. Hanson, CFA, is a Managing Director of the Manager. He has been Senior Portfolio Manager of the Fund since April 2022. Mr. Hanson joined the firm in 2022. Prior to joining the firm, Mr. Hanson spent over 25 years at other asset management firms where he held various roles such as chief investment officer, partner and portfolio manager.

Neuberger Real Estate Fund

Steve Shigekawa is a Managing Director of the Manager. He has been co-Portfolio Manager of the Fund since 2008 and was an Associate Portfolio Manager of the Fund from 2005 to 2008. Prior to that, he was an analyst with the firm covering REIT securities since 2002.

Brian C. Jones, CFA, is a Managing Director of the Manager. He has been co-Portfolio Manager of the Fund since 2008. Prior to that, he was an analyst with the firm covering REIT securities since 2003.

Archena Alagappan is a Senior Vice President of the Manager. She joined the firm in 2022 and has been an Associate Portfolio Manager of the Fund since April 2024.

Neuberger Small Cap Growth Fund

Chad Bruso is a Managing Director of the Manager. He joined the firm in 2006. He has been co-Portfolio Manager of the Fund since January 2020 and before that was an Associate Portfolio Manager of the Fund since November 2015.

Trevor Moreno is a Managing Director of the Manager. He joined the firm in 2014. He has been co-Portfolio Manager of the Fund since January 2020 and before that was an Associate Portfolio Manager of the Fund since November 2015. Prior to joining the firm, he was an assistant portfolio manager and equity analyst at an investment company.

Jennifer Blachford is a Senior Vice President of the Manager. She joined the firm in 2019. She has been an Associate Portfolio Manager of the Fund since December 2021. Prior to joining the firm, she was a portfolio manager at an investment company.

Financial Highlights

These financial highlights describe the performance of the Fund's Class R6 shares for the fiscal periods indicated. All figures have been derived from the financial statements audited by Ernst & Young LLP, the Fund's independent registered public accounting firm. Their report, along with full financial statements, appears in the Fund's most recent Form N-CSR (see back cover).

Neuberger Emerging Markets Equity Fund — Class R6

YEAR ENDED AUGUST 31,	2021	2022	2023	2024	2025
PER-SHARE DATA (\$)					
Data apply to a single share throughout each year indicated. You can see what the Fund earned (or lost), what it distributed to investors, and how its share price changed.					
Share price (NAV) at beginning of year	20.38	23.56	17.66	17.11	19.73
Plus:					
Income from investment operations					
Net investment income (loss) ⁽³⁾	0.10	0.30	0.22	0.14	0.17
Net gains (losses) — realized and unrealized	3.19	(5.93)	(0.68)	2.73	4.00
Subtotal: income (loss) from investment operations	3.29	(5.63)	(0.46)	2.87	4.17
Minus:					
Distributions to shareholders					
Income dividends	0.11	0.27	0.09	0.25	0.05
Subtotal: distributions to shareholders	0.11	0.27	0.09	0.25	0.05
Equals:					
Share price (NAV) at end of year	23.56	17.66	17.11	19.73	23.85
RATIOS (% OF AVERAGE NET ASSETS)					
The ratios show the Fund's expenses and net investment income (loss) — as they actually are as well as how they would have been if certain expense reimbursement arrangements had not been in effect.					
Net expenses — actual	1.10	1.11	1.17	1.06	1.05
Gross expenses⁽¹⁾	1.10	1.11	1.22	1.31	1.39
Net investment income (loss) — actual	0.43	1.47	1.31	0.80	0.81
OTHER DATA					
Total return shows how an investment in the Fund would have performed over each year, assuming all distributions were reinvested. The turnover rate reflects how actively the Fund bought and sold securities.					
Total return (%)⁽²⁾	16.17	(24.13)	(2.57)	17.02	21.20
Net assets at end of year (in millions of dollars)	291.7	150.9	114.9	15.2	18.0
Portfolio turnover rate (%)	47	39	58	111	67

⁽¹⁾ Shows what this ratio would have been if there had been no expense reimbursement/repayment and/or waiver of a portion of investment management fees.

⁽²⁾ Would have been lower/higher if the Manager had not reimbursed/recouped certain expenses and/or waived a portion of investment management fees.

⁽³⁾ Calculated based on the average number of shares outstanding during each fiscal period.

Financial Highlights

These financial highlights describe the performance of the Fund's Class R6 shares for the fiscal periods indicated. All figures have been derived from the financial statements audited by Ernst & Young LLP, the Fund's independent registered public accounting firm. Their report, along with full financial statements, appears in the Fund's most recent Form N-CSR (see back cover).

Neuberger Genesis Fund — Class R6

YEAR ENDED AUGUST 31,	2021	2022	2023	2024	2025
PER-SHARE DATA (\$)					
Data apply to a single share throughout each year indicated. You can see what the Fund earned (or lost), what it distributed to investors, and how its share price changed.					
Share price (NAV) at beginning of year	62.62	80.14	61.61	60.90	67.93
Plus:					
Income from investment operations					
Net investment income (loss) ⁽³⁾	0.07	0.10	0.21	0.17	0.20
Net gains (losses) — realized and unrealized	20.23	(10.48)	5.23	8.85	(1.72)
Subtotal: income (loss) from investment operations	20.30	(10.38)	5.44	9.02	(1.52)
Minus:					
Distributions to shareholders					
Income dividends	0.08	—	0.15	0.17	0.04
Capital gain distributions	2.70	8.15	6.00	1.82	1.40
Subtotal: distributions to shareholders	2.78	8.15	6.15	1.99	1.44
Equals:					
Share price (NAV) at end of year	80.14	61.61	60.90	67.93	64.97
RATIOS (% OF AVERAGE NET ASSETS)					
The ratios show the Fund's expenses and net investment income (loss) — as they actually are as well as how they would have been if certain expense reimbursement/repayment arrangements had not been in effect.					
Net expenses — actual	0.74	0.74	0.74	0.74	0.73
Gross expenses	0.74 ⁽¹⁾	0.74	0.74	0.74	0.73
Net investment income (loss) — actual	0.09	0.14	0.35	0.28	0.31
OTHER DATA					
Total return shows how an investment in the Fund would have performed over each year, assuming all distributions were reinvested. The turnover rate reflects how actively the Fund bought and sold securities.					
Total return (%)	33.23 ⁽²⁾	(14.41)	9.92	15.24	(2.37)
Net assets at end of year (in millions of dollars)	5,744.7	4,463.8	4,566.4	4,789.0	4,255.7
Portfolio turnover rate (%)	12	12	17	13	23

⁽¹⁾ Shows what this ratio would have been if there had been no expense reimbursement/repayment.

⁽²⁾ Would have been lower/higher if the Manager had not reimbursed/recouped certain expenses.

⁽³⁾ Calculated based on the average number of shares outstanding during each fiscal period.

Financial Highlights

These financial highlights describe the performance of the Fund's Class R6 shares for the fiscal periods indicated. All figures have been derived from the financial statements audited by Ernst & Young LLP, the Fund's independent registered public accounting firm. Their report, along with full financial statements, appears in the Fund's most recent Form N-CSR (see back cover).

Neuberger International Equity Fund — Class R6

YEAR ENDED AUGUST 31,	2021	2022	2023	2024	2025
PER-SHARE DATA (\$)					
Data apply to a single share throughout each year indicated. You can see what the Fund earned (or lost), what it distributed to investors, and how its share price changed.					
Share price (NAV) at beginning of year	14.08	17.22	11.16	12.18	14.35
Plus:					
Income from investment operations					
Net investment income (loss) ⁽³⁾	0.15	0.19	0.21	0.27	0.18
Net gains (losses) — realized and unrealized	3.73	(4.43)	1.42	2.25	0.88
Subtotal: income (loss) from investment operations	3.88	(4.24)	1.63	2.52	1.06
Minus:					
Distributions to shareholders					
Income dividends	0.14	0.19	0.12	0.30	0.26
Capital gain distributions	0.60	1.63	0.49	0.05	0.33
Subtotal: distributions to shareholders	0.74	1.82	0.61	0.35	0.59
Equals:					
Share price (NAV) at end of year	17.22	11.16	12.18	14.35	14.82
RATIOS (% OF AVERAGE NET ASSETS)					
The ratios show the Fund's expenses and net investment income (loss) — as they actually are as well as how they would have been if certain expense reimbursement and/or waiver arrangements had not been in effect.					
Net expenses — actual	0.76	0.77	0.76	0.79	0.75
Gross expenses⁽¹⁾	0.88	0.90	0.93	0.97	0.93
Net investment income (loss) — actual	1.00	1.29	1.80	2.14	1.33
OTHER DATA					
Total return shows how an investment in the Fund would have performed over each year, assuming all distributions were reinvested. The turnover rate reflects how actively the Fund bought and sold securities.					
Total return (%)⁽²⁾	28.57	(27.18)	15.15	21.22	8.02
Net assets at end of year (in millions of dollars)	86.0	27.7	41.5	49.9	44.4
Portfolio turnover rate (%)	26	49	41	64	61

⁽¹⁾ Shows what this ratio would have been if there had been no expense reimbursement and/or waiver of a portion of investment management fees.

⁽²⁾ Would have been lower if the Manager had not reimbursed certain expenses and/or waived a portion of investment management fees.

⁽³⁾ Calculated based on the average number of shares outstanding during each fiscal period.

Financial Highlights

These financial highlights describe the performance of the Fund's Class R6 shares for the fiscal periods indicated. All figures have been derived from the financial statements audited by Ernst & Young LLP, the Fund's independent registered public accounting firm. Their report, along with full financial statements, appears in the Fund's most recent Form N-CSR (see back cover).

Neuberger International Select Fund — Class R6

YEAR ENDED AUGUST 31,	2021	2022	2023	2024	2025
PER-SHARE DATA (\$)					
Data apply to a single share throughout each year indicated. You can see what the Fund earned (or lost), what it distributed to investors, and how its share price changed.					
Share price (NAV) at beginning of year	13.90	17.61	11.57	12.61	14.73
Plus:					
Income from investment operations					
Net investment income (loss) ⁽³⁾	0.13	0.24	0.21	0.22	0.22
Net gains (losses) — realized and unrealized	3.81	(4.49)	1.45	2.28	0.80
Subtotal: income (loss) from investment operations	3.94	(4.25)	1.66	2.50	1.02
Minus:					
Distributions to shareholders					
Income dividends	0.13	0.17	0.16	0.24	0.19
Capital gain distributions	0.10	1.62	0.46	0.14	0.26
Subtotal: distributions to shareholders	0.23	1.79	0.62	0.38	0.45
Equals:					
Share price (NAV) at end of year	17.61	11.57	12.61	14.73	15.30
RATIOS (% OF AVERAGE NET ASSETS)					
The ratios show the Fund's expenses and net investment income (loss) — as they actually are as well as how they would have been if certain expense reimbursement and/or offset arrangements had not been in effect.					
Net expenses — actual	0.71	0.73	0.71	0.70	0.70
Gross expenses⁽¹⁾	0.88	0.89	0.96	0.95	0.84
Net investment income (loss) — actual	0.83	1.58	1.71	1.68	1.52
OTHER DATA					
Total return shows how an investment in the Fund would have performed over each year, assuming all distributions were reinvested. The turnover rate reflects how actively the Fund bought and sold securities.					
Total return (%)⁽²⁾	28.65	(26.59)	14.90	20.39	7.39
Net assets at end of year (in millions of dollars)	1.3	0.2	0.1	0.2	21.7
Portfolio turnover rate (%)	21	55	43	69	58

⁽¹⁾ Shows what this ratio would have been if there had been no expense reimbursement.

⁽²⁾ Would have been lower if the Manager had not reimbursed certain expenses.

⁽³⁾ Calculated based on the average number of shares outstanding during the fiscal period.

Financial Highlights

These financial highlights describe the performance of the Fund's Class R6 shares for the fiscal periods indicated. Beginning with the fiscal year ended August 31, 2022, all figures have been derived from the financial statements audited by Ernst & Young LLP, the Fund's independent registered public accounting firm. Their report, along with full financial statements, appears in the Fund's most recent Form N-CSR (see back cover). The information for the fiscal years or periods prior to August 31, 2022, was audited by a different independent public accounting firm.

Neuberger Intrinsic Value Fund — Class R6

YEAR ENDED AUGUST 31,	2021	2022	2023	2024	2025
PER-SHARE DATA (\$)					
Data apply to a single share throughout each year indicated. You can see what the Fund earned (or lost), what it distributed to investors, and how its share price changed.					
Share price (NAV) at beginning of year	15.17	24.09	19.09	19.55	21.36
Plus:					
Income from investment operations					
Net investment income (loss) ⁽³⁾	(0.09)	(0.05)	0.01	(0.02)	0.09
Net gains (losses) — realized and unrealized	9.33	(3.47)	1.12	1.88	2.21
Subtotal: income (loss) from investment operations	9.24	(3.52)	1.13	1.86	2.30
Minus:					
Distributions to shareholders					
Capital gain distributions	0.32	1.48	0.67	0.05	0.20
Subtotal: distributions to shareholders	0.32	1.48	0.67	0.05	0.20
Equals:					
Share price (NAV) at end of year	24.09	19.09	19.55	21.36	23.46
RATIOS (% OF AVERAGE NET ASSETS)					
The ratios show the Fund's expenses and net investment income (loss) — as they actually are as well as how they would have been if certain expense reimbursement and/or offset arrangements had not been in effect.					
Net expenses — actual	0.89	0.86	0.85	0.86	0.86
Gross expenses	0.89 ⁽¹⁾	0.86	0.85	0.86	0.86
Net investment income (loss) — actual	(0.44)	(0.23)	0.06	(0.08)	0.40
OTHER DATA					
Total return shows how an investment in the Fund would have performed over each year, assuming all distributions were reinvested. The turnover rate reflects how actively the Fund bought and sold securities.					
Total return (%)	61.54 ⁽²⁾	(15.49)	6.25	9.54	10.79
Net assets at end of year (in millions of dollars)	84.0	101.3	104.5	114.8	107.1
Portfolio turnover rate (%)	23	12	10	21	12

⁽¹⁾ Shows what this ratio would have been if there had been no expense reimbursement/repayment.

⁽²⁾ Would have been lower/higher if the Manager had not reimbursed/recouped certain expenses.

⁽³⁾ Calculated based on the average number of shares outstanding during the fiscal period.

Financial Highlights

These financial highlights describe the performance of the Fund's Class R6 shares for the fiscal periods indicated. All figures have been derived from the financial statements audited by Ernst & Young LLP, the Fund's independent registered public accounting firm. Their report, along with full financial statements, appears in the Fund's most recent Form N-CSR (see back cover).

Neuberger Large Cap Growth Fund — Class R6

YEAR ENDED AUGUST 31,	2021 ⁽⁴⁾	2022 ⁽⁴⁾	2023 ⁽⁴⁾	2024 ⁽⁴⁾	2025 ⁽⁴⁾
PER-SHARE DATA (\$)					
Data apply to a single share throughout each year indicated. You can see what the Fund earned (or lost), what it distributed to investors, and how its share price changed.					
Share price (NAV) at beginning of year	23.30	29.28	21.80	24.22	28.95
Plus:					
Income from investment operations					
Net investment income (loss) ⁽³⁾	0.07	0.07	0.09	0.07	0.03
Net gains (losses) — realized and unrealized	7.73	(4.58)	3.59	5.80	5.28
Subtotal: income (loss) from investment operations	7.80	(4.51)	3.68	5.87	5.31
Minus:					
Distributions to shareholders					
Income dividends	0.09	0.06	—	0.15	0.11
Capital gain distributions	1.73	2.91	1.26	0.99	1.70
Subtotal: distributions to shareholders	1.82	2.97	1.26	1.14	1.81
Equals:					
Share price (NAV) at end of year	29.28	21.80	24.22	28.95	32.45
RATIOS (% OF AVERAGE NET ASSETS)					
The ratios show the Fund's expenses and net investment income (loss) — as they actually are as well as how they would have been if certain expense waiver and/or offset arrangements had not been in effect.					
Net expenses — actual	0.65	0.65	0.59	0.58	0.56
Gross expenses⁽¹⁾	0.68	0.66	0.59	0.60	0.56
Net investment income (loss) — actual	0.26	0.28	0.40	0.26	0.09
OTHER DATA					
Total return shows how an investment in the Fund would have performed over each year, assuming all distributions were reinvested. The turnover rate reflects how actively the Fund bought and sold securities.					
Total return (%)⁽²⁾	35.72	(17.01)	18.33	25.09	18.79
Net assets at end of year (in millions of dollars)	0.2	0.2	4.7	7.4	18.4
Portfolio turnover rate (%)	28	32	35	30	30

⁽¹⁾ Shows what this ratio would have been if there had been no expense reimbursement/repayment.

⁽²⁾ Would have been lower/higher if the Manager had not reimburse/recouped certain expenses.

⁽³⁾ Calculated based on the average number of shares outstanding during the fiscal period.

⁽⁴⁾ After the close of business on October 10, 2025, the Fund's Class R6 underwent a stock split. The per share data presented here has been retroactively adjusted to reflect this split.

Financial Highlights

These financial highlights describe the performance of the Fund's Class R6 shares for the fiscal periods indicated. All figures have been derived from the financial statements audited by Ernst & Young LLP, the Fund's independent registered public accounting firm. Their report, along with full financial statements, appears in the Fund's most recent Form N-CSR (see back cover).

Neuberger Large Cap Value Fund — Class R6

YEAR ENDED AUGUST 31,	2021	2022	2023	2024	2025
PER-SHARE DATA (\$)					
Data apply to a single share throughout each year indicated. You can see what the Fund earned (or lost), what it distributed to investors, and how its share price changed.					
Share price (NAV) at beginning of year	30.41	44.89	40.81	42.40	47.30
Plus:					
Income from investment operations					
Net investment income (loss) ⁽³⁾	0.78	0.94	0.98	1.01	0.87
Net gains (losses) — realized and unrealized	14.37	(2.67)	1.39	5.04	3.05
Subtotal: income (loss) from investment operations	15.15	(1.73)	2.37	6.05	3.92
Minus:					
Distributions to shareholders					
Income dividends	0.58	0.67	0.78	1.15	1.09
Capital gain distributions	0.09	1.68	—	—	—
Subtotal: distributions to shareholders	0.67	2.35	0.78	1.15	1.09
Equals:					
Share price (NAV) at end of year	44.89	40.81	42.40	47.30	50.13
RATIOS (% OF AVERAGE NET ASSETS)					
The ratios show the Fund's expenses and net investment income (loss) — as they actually are as well as how they would have been if certain expense offset arrangements had not been in effect.					
Net expenses — actual	0.53	0.51	0.51	0.51	0.50
Gross expenses⁽¹⁾	0.53	0.51	0.51	0.51	0.50
Net investment income (loss) — actual	1.95	2.14	2.32	2.38	1.86
OTHER DATA					
Total return shows how an investment in the Fund would have performed over each year, assuming all distributions were reinvested. The turnover rate reflects how actively the Fund bought and sold securities.					
Total return (%)⁽²⁾	50.39	(4.13)	5.79	14.72	8.50
Net assets at end of year (in millions of dollars)	190.6	342.4	560.6	673.9	586.8
Portfolio turnover rate (%)	89	82	81	81	106

⁽¹⁾ Shows what this ratio would have been if there had been no expense reimbursement/repayment.

⁽²⁾ Would have been lower/higher if the Manager had not reimbursed/recouped certain expenses.

⁽³⁾ Calculated based on the average number of shares outstanding during the fiscal period.

Financial Highlights

These financial highlights describe the performance of the Fund's Class R6 shares for the fiscal periods indicated. Beginning with the fiscal year ended August 31, 2022, all figures have been derived from the financial statements audited by Ernst & Young LLP, the Fund's independent registered public accounting firm. Their report, along with full financial statements, appears in the Fund's most recent Form N-CSR (see back cover). The information for the fiscal years or periods prior to August 31, 2022, was audited by a different independent public accounting firm.

Neuberger Mid Cap Growth Fund — Class R6

YEAR ENDED AUGUST 31,	2021 ⁽¹⁾	2022 ⁽¹⁾	2023 ⁽¹⁾	2024 ⁽¹⁾	2025 ⁽¹⁾
PER-SHARE DATA (\$)					
Data apply to a single share throughout each year indicated. You can see what the Fund earned (or lost), what it distributed to investors, and how its share price changed.					
Share price (NAV) at beginning of year	18.17	22.52	14.50	14.49	16.94
Plus:					
Income from investment operations					
Net investment income (loss) ⁽²⁾	(0.06)	(0.00)	0.03	0.00	(0.00)
Net gains (losses) — realized and unrealized	6.30	(4.93)	0.59	2.92	3.93
Subtotal: income (loss) from investment operations	6.24	(4.93)	0.62	2.92	3.93
Minus:					
Distributions to shareholders					
Capital gain distributions	1.89	3.09	0.63	0.47	1.66
Subtotal: distributions to shareholders	1.89	3.09	0.63	0.47	1.66
Equals:					
Share price (NAV) at end of year	22.52	14.50	14.49	16.94	19.21
RATIOS (% OF AVERAGE NET ASSETS)					
The ratios show the Fund's expenses and net investment income (loss) — as they actually are as well as how they would have been if certain expense reimbursement/repayment arrangements had not been in effect.					
Net expenses — actual	0.57	0.59	0.60	0.59	0.57
Gross expenses	0.57	0.59	0.60	0.59	0.57
Net investment income (loss) — actual	(0.31)	(0.01)	0.18	0.00	(0.03)
OTHER DATA					
Total return shows how an investment in the Fund would have performed over each year, assuming all distributions were reinvested. The turnover rate reflects how actively the Fund bought and sold securities.					
Total return (%)	35.99	(24.71)	4.68	20.64	23.73
Net assets at end of year (in millions of dollars)	753.3	538.5	541.9	635.3	854.4
Portfolio turnover rate (%)	42	58	101	97	144

⁽¹⁾ After the close of business on October 10, 2025, the Fund's Class R6 underwent a stock split. The per share data presented here has been retroactively adjusted to reflect this split.

⁽²⁾ Calculated based on the average number of shares outstanding during each fiscal period.

Financial Highlights

These financial highlights describe the performance of the Fund's Class R6 shares for the fiscal periods indicated. Beginning with the fiscal year ended August 31, 2022, all figures have been derived from the financial statements audited by Ernst & Young LLP, the Fund's independent registered public accounting firm. Their report, along with full financial statements, appears in the Fund's most recent Form N-CSR (see back cover). The information for the fiscal years or periods prior to August 31, 2022, was audited by a different independent public accounting firm.

Neuberger Mid Cap Intrinsic Value Fund — Class R6

YEAR ENDED AUGUST 31,	2021	2022	2023	2024	2025
PER-SHARE DATA (\$)					
Data apply to a single share throughout each year indicated. You can see what the Fund earned (or lost), what it distributed to investors, and how its share price changed.					
Share price (NAV) at beginning of year	16.03	24.65	23.64	24.34	27.39
Plus:					
Income from investment operations					
Net investment income (loss) ⁽³⁾	0.20	0.26	0.29	0.24	0.29
Net gains (losses) — realized and unrealized	8.50	(1.09)	0.67	3.35	1.49
Subtotal: income (loss) from investment operations	8.70	(0.83)	0.96	3.59	1.78
Minus:					
Distributions to shareholders					
Income dividends	0.08	0.18	0.26	0.20	0.22
Capital gain distributions	—	—	—	0.34	1.46
Subtotal: distributions to shareholders	0.08	0.18	0.26	0.54	1.68
Equals:					
Share price (NAV) at end of year	24.65	23.64	24.34	27.39	27.49
RATIOS (% OF AVERAGE NET ASSETS)					
The ratios show the Fund's expenses and net investment income (loss) — as they actually are as well as how they would have been if certain expense waiver and/or offset arrangements had not been in effect.					
Net expenses — actual	0.76	0.75	0.75	0.75	0.75
Gross expenses⁽¹⁾	1.72	1.55	1.71	1.72	2.65
Net investment income (loss) — actual	0.94	1.06	1.20	0.95	1.11
OTHER DATA					
Total return shows how an investment in the Fund would have performed over each year, assuming all distributions were reinvested. The turnover rate reflects how actively the Fund bought and sold securities.					
Total return (%)⁽²⁾	54.45	(3.42)	4.11	14.98	6.56
Net assets at end of year (in millions of dollars)	0.0	0.0	0.0	0.0	0.0
Portfolio turnover rate (%)	31	22	15	29	16

⁽¹⁾ Shows what this ratio would have been if there had been no expense reimbursement and/or waiver of a portion of the investment management fee.

⁽²⁾ Would have been lower if the Manager had not reimbursed certain expenses and/or waived a portion of the investment management fee.

⁽³⁾ Calculated based on the average number of shares outstanding during the fiscal period.

Financial Highlights

These financial highlights describe the performance of the Fund's Class R6 shares for the fiscal periods indicated. Beginning with the fiscal year ended August 31, 2022, all figures have been derived from the financial statements audited by Ernst & Young LLP, the Fund's independent registered public accounting firm. Their report, along with full financial statements, appears in the Fund's most recent Form N-CSR (see back cover). The information for the fiscal years or periods prior to August 31, 2022, was audited by a different independent public accounting firm.

Neuberger Quality Equity Fund — Class R6

YEAR ENDED AUGUST 31,	2021	2022	2023	2024	2025
PER-SHARE DATA (\$)					
Data apply to a single share throughout each year indicated. You can see what the Fund earned (or lost), what it distributed to investors, and how its share price changed.					
Share price (NAV) at beginning of year	39.41	49.79	38.80	40.45	48.45
Plus:					
Income from investment operations					
Net investment income (loss) ⁽¹⁾	0.30	0.29	0.24	0.14	0.12
Net gains (losses) — realized and unrealized	12.82	(6.27)	5.03	11.87	7.15
Subtotal: income (loss) from investment operations	13.12	(5.98)	5.27	12.01	7.27
Minus:					
Distributions to shareholders					
Income dividends	0.39	0.47	0.12	0.20	0.07
Capital gain distributions	2.35	4.54	3.50	3.81	2.87
Subtotal: distributions to shareholders	2.74	5.01	3.62	4.01	2.94
Equals:					
Share price (NAV) at end of year	49.79	38.80	40.45	48.45	52.78
RATIOS (% OF AVERAGE NET ASSETS)					
The ratios show the Fund's expenses and net investment income (loss).					
Net expenses — actual	0.57	0.58	0.60	0.61	0.59
Gross expenses	0.57	0.58	0.60	0.61	0.59
Net investment income (loss) — actual	0.68	0.66	0.64	0.32	0.25
OTHER DATA					
Total return shows how an investment in the Fund would have performed over each year, assuming all distributions were reinvested. The turnover rate reflects how actively the Fund bought and sold securities.					
Total return (%)	34.82	(13.47)	15.03	31.96	15.30
Net assets at end of year (in millions of dollars)	264.3	174.4	111.1	114.1	128.0
Portfolio turnover rate (%)	16	14	20	8	10

⁽¹⁾ Calculated based on the average number of shares outstanding during each fiscal period.

Financial Highlights

These financial highlights describe the performance of the Fund's Class R6 shares for the fiscal periods indicated. All figures have been derived from the financial statements audited by Ernst & Young LLP, the Fund's independent registered public accounting firm. Their report, along with full financial statements, appears in the Fund's most recent Form N-CSR (see back cover).

Neuberger Real Estate Fund — Class R6

YEAR ENDED AUGUST 31,	2021	2022	2023	2024	2025
PER-SHARE DATA (\$)					
Data apply to a single share throughout each year indicated. You can see what the Fund earned (or lost), what it distributed to investors, and how its share price changed.					
Share price (NAV) at beginning of year	13.81	18.16	15.52	12.37	14.78
Plus:					
Income from investment operations					
Net investment income (loss) ⁽³⁾	0.24	0.19	0.34	0.32	0.30
Net gains (losses) — realized and unrealized	4.43	(2.02)	(1.86)	2.40	(0.81)
Subtotal: income (loss) from investment operations	4.67	(1.83)	(1.52)	2.72	(0.51)
Minus:					
Distributions to shareholders					
Income dividends	0.24	0.21	0.32	0.31	0.31
Capital gain distributions	0.08	0.60	1.31	—	—
Tax return of capital	—	—	—	—	0.02
Subtotal: distributions to shareholders	0.32	0.81	1.63	0.31	0.33
Equals:					
Share price (NAV) at end of year	18.16	15.52	12.37	14.78	13.94
RATIOS (% OF AVERAGE NET ASSETS)					
The ratios show the Fund's expenses and net investment income (loss) — as they actually are as well as how they would have been if certain expense reimbursement arrangements had not been in effect.					
Net expenses — actual	0.75	0.75	0.75	0.75	0.75
Gross expenses⁽¹⁾	0.93	0.92	0.94	0.93	0.93
Net investment income (loss) — actual	1.59	1.10	2.60	2.53	2.09
OTHER DATA					
Total return shows how an investment in the Fund would have performed over each year, assuming all distributions were reinvested. The turnover rate reflects how actively the Fund bought and sold securities.					
Total return (%)⁽²⁾	34.45	(10.62)	(9.76)	22.46	(3.53)
Net assets at end of year (in millions of dollars)	167.9	146.9	152.7	161.2	146.3
Portfolio turnover rate (%)	22	37	38	53	57

⁽¹⁾ Shows what this ratio would have been if there had been no expense reimbursement.

⁽²⁾ Would have been lower if the Manager had not reimbursed certain expenses.

⁽³⁾ Calculated based on the average number of shares outstanding during each fiscal period.

Financial Highlights

These financial highlights describe the performance of the Fund's Class R6 shares for the fiscal periods indicated. Beginning with the fiscal year ended August 31, 2022, all figures have been derived from the financial statements audited by Ernst & Young LLP, the Fund's independent registered public accounting firm. Their report, along with full financial statements, appears in the Fund's most recent Form N-CSR (see back cover). The information for the fiscal years or periods prior to August 31, 2022, was audited by a different independent public accounting firm.

Neuberger Small Cap Growth Fund — Class R6

YEAR ENDED AUGUST 31,	2021	2022	2023	2024	2025
PER-SHARE DATA (\$)					
Data apply to a single share throughout each year indicated. You can see what the Fund earned (or lost), what it distributed to investors, and how its share price changed.					
Share price (NAV) at beginning of year	44.71	56.74	38.04	38.68	50.73
Plus:					
Income from investment operations					
Net investment income (loss) ⁽³⁾	(0.31)	(0.18)	(0.10)	(0.13)	(0.12)
Net gains (losses) — realized and unrealized	12.92	(9.59)	0.74	12.18	0.92
Subtotal: income (loss) from investment operations	12.61	(9.77)	0.64	12.05	0.80
Minus:					
Distributions to shareholders					
Capital gain distributions	0.58	8.93	—	—	0.23
Subtotal: distributions to shareholders	0.58	8.93	—	—	0.23
Equals:					
Share price (NAV) at end of year	56.74	38.04	38.68	50.73	51.30
RATIOS (% OF AVERAGE NET ASSETS)					
The ratios show the Fund's expenses and net investment income (loss) — as they actually are as well as how they would have been if certain expense reimbursement and/or offset arrangements had not been in effect.					
Net expenses — actual	0.80	0.80	0.80	0.80	0.80
Gross expenses⁽¹⁾	0.99	1.05	1.03	1.03	1.00
Net investment income (loss) — actual	(0.58)	(0.42)	(0.27)	(0.31)	(0.23)
OTHER DATA					
Total return shows how an investment in the Fund would have performed over each year, assuming all distributions were reinvested. The turnover rate reflects how actively the Fund bought and sold securities.					
Total return (%)⁽²⁾	28.29	(19.78)	1.68	31.15	1.56
Net assets at end of year (in millions of dollars)	53.1	77.7	89.0	102.1	125.8
Portfolio turnover rate (%)	127	121	129	131	150

⁽¹⁾ Shows what this ratio would have been if there had been no expense reimbursement.

⁽²⁾ Would have been lower if the Manager had not reimbursed certain expenses.

⁽³⁾ Calculated based on the average number of shares outstanding during the fiscal period.

YOUR INVESTMENT

Maintaining Your Account

Class R6 shares described in this prospectus generally are available only through financial intermediaries, such as banks, brokerage firms, retirement plan administrators, and financial advisers. For certain investors, shares of the Funds may be available directly from Neuberger Berman BD LLC, the Funds' Distributor.

Class R6 shares generally are available only to 401(k) plans, 457 plans, employer-sponsored 403(b) plans, profit-sharing and money purchase pension plans, health savings accounts, defined benefit plans and non-qualified deferred compensation plans, provided that shares are held on the books of a Fund through omnibus accounts (either at the plan level or at the level of the financial intermediary), foundations and endowment funds, charitable trusts, certain products managed by Neuberger or Funds in the Neuberger family of funds and certain other institutional investors if approved by the Distributor.

Class R6 shares generally are not available to retail non-retirement accounts, traditional individual retirement accounts (IRAs), Roth IRAs, Coverdell education savings accounts, SEPs, SARSEPs, SIMPLE IRAs, or individual 403(b) plans.

Eligible retirement plans and other investors generally may open an account and purchase Class R6 shares by contacting a financial intermediary authorized to sell the Funds' shares. Class R6 shares may not be available through certain financial intermediaries.

Plan participants who are considering an investment in the Funds should contact their employer, retirement plan administrator, or service agent that provides shareholder servicing, record keeping, account maintenance or other services for their retirement plan ("Plan Service Provider") for details about the Funds that are available under their retirement plan and the procedures for buying and selling shares.

The Funds do not impose minimum purchase requirements for Class R6 shares. However, you should contact your Plan Service Provider or financial intermediary to determine whether it imposes minimum purchase requirements.

The Funds do not issue certificates for shares.

For certain institutional investors, shares of the Funds may be available for purchase directly from the Distributor by regular, first class mail (Neuberger Funds, P.O. Box 219189, Kansas City, MO 64121-9189), by express delivery, registered mail, or certified mail (Neuberger Funds, 801 Pennsylvania Ave, Suite 219189, Kansas City, MO 64105-1307) or by wire, fax, telephone or exchange. Please call 800-866-6264 for an application and instructions.

We cannot accept cash, money orders, starter checks, travelers checks, or other cash equivalents. We do accept Bank Checks and Cashier's Checks from U.S. Financial Institutions. You will be responsible for any losses or fees resulting from a bad check; if necessary, we may sell other shares belonging to you in order to cover these losses. All checks must be made out to "Neuberger Funds"; we cannot accept checks made out to you or other parties and signed over to us.

If you bought shares directly from the Distributor, to sell shares send a letter signed by all registered owners; include your name, account number, the Fund name, the dollar amount or number of shares you want to sell, and any other instructions. If by regular, first class mail, send to Neuberger Funds, P.O. Box 219189, Kansas City, MO 64121-9189. If by express delivery, registered mail, or certified mail, send to Neuberger Funds, 801 Pennsylvania Ave, Suite 219189, Kansas City, MO 64105-1307. Unless you instruct us otherwise, we will mail your proceeds by check to the address of record, payable to the registered owner(s). If you have a designated bank account on your application, you can request that we wire the proceeds to this account. You can also request that we send the proceeds to your designated bank account by electronic transfer (ACH). Please also supply us with your e-mail address and daytime telephone number when you write to us in the event we need to reach you.

You can move an investment from one fund to a comparable class of another fund in the fund family through an exchange of shares, or by electing to use your cash distributions from one fund to purchase shares of the other fund. There are three things to remember when making an exchange:

- both accounts must have the same registration
- you will need to observe any eligibility requirements, including minimum investment and minimum account balance requirements for the fund accounts involved
- because an exchange is treated as a sale (redemption) of the exchanged shares for federal income tax purposes, consider any tax consequences before placing your order.

The exchange privilege can be withdrawn from any investor that we believe is trying to “time the market” or is otherwise making exchanges that we judge to be excessive. Frequent exchanges can interfere with Fund management and affect costs and performance for other shareholders. Contact your financial intermediary to see if it allows you to take advantage of the fund exchange program and for its policies to effect an exchange. Your ability to exchange to another fund in the fund family may be limited by the availability of a given fund in your retirement plan as determined by your Plan Service Provider.

Every buy or sell order will be processed at the next share price to be calculated after the order has been received in proper form. Purchase orders are deemed “received in proper form” when the Funds’ transfer agent has received payment for the shares. Redemption orders are deemed “received in proper form” when the Funds’ transfer agent has received your order to sell Fund shares. In the case of certain institutional investors, the Distributor will process purchase orders when received, on the basis of a pre-existing arrangement to make payment by the following morning. These policies apply to the financial intermediaries who invest in the Funds. Please contact your financial intermediary for its policies.

The Funds typically expect to meet redemption requests, under both normal and stressed market conditions, by redeeming cash and cash equivalent portfolio holdings and/or selling portfolio securities or other instruments. As described further above and in the Funds’ Statement of Additional Information, the Funds also reserve the right to redeem an investor’s shares in kind (i.e., providing investors with portfolio securities instead of cash), in whole or in part to meet redemption requests in stressed market conditions and other appropriate circumstances.

The Funds reserve the right to pay in kind for redemptions. A Fund also may elect to honor a shareholder’s request for the Fund to pay in kind for redemptions in an attempt to manage any liquidity needs, to manage and optimize its portfolio composition, to offset transaction costs associated with portfolio transactions, and/or to more efficiently manage its portfolio. The securities provided to investors in an in-kind redemption may be a pro-rata portion of the Fund’s portfolio or a non-pro-rata portion of the Fund’s portfolio selected by the Manager based upon various circumstances and subject to the Fund’s policies and procedures and any applicable laws or regulations. If the securities provided to investors in an in-kind redemption are a non-pro-rata portion of the Fund’s portfolio, it will only include securities that have been disclosed in the Fund’s most recent public portfolio holdings disclosure.

Redemptions in kind may cause you to incur transaction costs to the extent you dispose of the securities redeemed in kind and the value of the securities redeemed in kind may decrease between the time of redemption and the time of such sale. The Funds may also borrow under any available line of credit and other available methods to meet redemption requests in both normal and stressed market conditions and other appropriate circumstances.

Under certain circumstances, which may include normal and stressed market conditions, the Funds reserve the right to:

- suspend the offering of shares
- reject any exchange or purchase order
- suspend or reject future purchase orders from any investor who has not provided timely payment to settle a purchase order
- change, suspend, or revoke the exchange privilege
- satisfy an order to sell Fund shares with securities rather than cash
- suspend or postpone investors’ ability to sell Fund shares or postpone payments on redemptions for more than seven days, on days when trading on the New York Stock Exchange (“Exchange”) is restricted, or as otherwise permitted by the Securities and Exchange Commission (“SEC”)
- suspend or postpone investors’ ability to sell Fund shares or postpone payments on redemptions for more than seven days, on days when the Exchange is closed
- suspend or postpone investors’ ability to sell Fund shares or postpone payments on redemptions for more than seven days, on days when the Exchange closes early (e.g., on the eve of a major holiday or because of a local emergency, such as a blizzard)
- remain open and process orders to purchase or sell Fund shares when the Exchange is closed.

The Funds reserve the right to pay in kind for redemptions. The Funds do not redeem in kind under normal circumstances, but would do so when the Manager or the Board of Trustees determines that it is in the best interests of a Fund’s shareholders as a whole or the transaction is otherwise effected in accordance with procedures adopted by the Board of Trustees.

Proceeds from the sale of shares — The proceeds from the shares you sell are typically sent out the next business day after your order is executed, and nearly always within seven days regardless of payment type. When you sell shares through your financial intermediary, contact your provider to find out when proceeds will be sent to you. There are two cases in which proceeds may be delayed beyond this time:

- in unusual circumstances where the law allows additional time if needed
- if a check you wrote to buy shares has not cleared by the time you sell those shares; clearance may take up to 15 calendar days from the date of purchase.

If you think you may need to sell shares soon after buying them, you can avoid the check clearing time by investing by wire.

Uncashed checks — We do not pay interest on uncashed checks from Fund distributions or the sale of Fund shares. We are not responsible for checks after they are sent to you. After allowing a reasonable time for delivery, please call us if you have not received an expected check. While we cannot track a check, we may make arrangements for a replacement. We may be required to transfer assets related to uncashed checks to a state government under the state's unclaimed or abandoned property law.

Statements and Confirmations — Please review your account statements and confirmations carefully as soon as you receive them. You must contact us within 30 days if you have any questions or notice any discrepancies. Otherwise, you may adversely affect your right to make a claim about the transaction(s).

Important information regarding unclaimed/abandoned property — If your financial intermediary (or, if you bought your shares directly, the Distributor) is unable to locate you, then it is required by law to determine whether your account(s) must be deemed “unclaimed” or “abandoned.” Your financial intermediary (or the Distributor) is required to transfer (or escheat) unclaimed or abandoned property to the appropriate state government in accordance with state law. Your account(s) may also be deemed “unclaimed” or “abandoned” and subsequently transferred to the appropriate state government if no activity (as defined by that state) occurs within the account(s) during the period of time specified by state law or if checks related to the account(s) remain uncashed. Your last known address of record determines which state has jurisdiction.

It is your responsibility to ensure that your financial intermediary (or the Distributor) maintains a correct address for your account(s). An incorrect address may cause your account statements and other mailings to be returned as undeliverable. Neither the Distributor nor a Fund nor its transfer agent will be liable to investors or their representatives for good faith compliance with state unclaimed or abandoned property (escheatment) laws. If you use a financial intermediary, contact that provider regarding applicable state escheatment laws.

Financial Intermediaries

Class R6 shares described in this prospectus may be purchased through certain financial intermediaries, such as banks, brokerage firms, retirement plan administrators, and financial advisers.

The fees and policies outlined in this prospectus are set by the Funds and by the Distributor. However, most of the information you will need for managing your investment will come from your financial intermediary. This includes information on how to buy and sell Class R6 shares, investor services, and additional policies.

In exchange for the services it offers, your financial intermediary may charge fees that are in addition to those described in this prospectus.

A Plan Service Provider or an employee benefits office can provide plan participants with detailed information on how to participate in the plan, elect a Fund as an investment option, elect different investment options, alter the amounts contributed to the plan, or change allocations among investment options. For questions about participant accounts, plan participants should contact their Plan Service Provider or their employee benefits office.

Financial intermediaries may provide some of the shareholder servicing and account maintenance services required by plan accounts and their plan participants, including transfers of registration, dividend payee changes and generation of confirmation statements, and may arrange for Plan Service Providers to provide other investment or administrative services. Financial intermediaries may charge plans and plan participants transaction fees and/or other additional amounts for such services. Similarly, plans may charge plan participants for certain expenses, which are in addition to those described in this prospectus. These fees and additional amounts could reduce an investment return in Class R6 shares of the Funds.

Information Required from New Accounts

To help the U.S. government fight the funding of terrorism and money laundering activities, federal law requires all financial institutions to obtain, verify, and record information that identifies each person who opens an account.

When you open an account, we (which may include your financial intermediary acting on our behalf) will require your name, address, date of birth, and social security number or other taxpayer identification number. We may also require other identifying documents. If we cannot verify the information you supply to us or if it is incomplete, we may be required to return your funds or redeem your account.

Share Prices

Because Class R6 shares of each Fund do not have a sales charge, the price you pay for each share of a Fund is the Fund's net asset value per share. Similarly, because the Funds do not charge fees for selling shares, your Fund pays you the full share price (net asset value) when you sell shares.

If you use a financial intermediary, that provider may charge fees that are in addition to those described in this prospectus.

The Funds are generally open for business every day the Exchange is open. The Exchange is generally closed on all national holidays and Good Friday; Fund shares will not be priced on those days or other days on which the Exchange is scheduled to be closed. When the Exchange is closed for unusual reasons, Fund shares will generally not be priced although a Fund may decide to remain open and price Fund shares and in such a case, the Fund would post a notice on www.nb.com.

Each Fund normally calculates its share price on each day the Exchange is open once daily as of 4:00 P.M., Eastern time. In the event of an emergency or other disruption in trading on the Exchange, a Fund's share price would still normally be determined as of 4:00 P.M., Eastern time. In general, every buy or sell order you place will go through at the next share price calculated after your order has been received in proper form (see "Maintaining Your Account" for information on placing orders). Check with your financial intermediary to find out by what time your order must be received so that it can be processed the same day. Depending on when your financial intermediary accepts orders, it is possible that a Fund's share price could change on days when you are unable to buy or sell shares.

Because foreign markets may be open on days when U.S. markets are closed, the value of foreign securities owned by a Fund could change on days when you cannot buy or sell Fund shares. Remember, though, any purchase or sale takes place at the next share price calculated after your order is received in proper form.

Share Price Calculations

The net asset value per share of each class of a Fund is the total value of Fund assets attributable to shares of that class minus the liabilities attributable to that class, divided by the total number of shares outstanding for that class. Because the value of a Fund's portfolio securities changes every business day, its share price usually changes as well.

A Fund generally values its investments based upon their last reported sale prices, market quotations, or estimates of value provided by an independent pricing service as of the time as of which the Fund's share price is calculated. Debt securities and certain derivative instruments that do not trade on an exchange generally are valued by one or more independent pricing services approved by the Manager on the basis of market quotations and in the case of derivatives, market data about the underlying investments. Short-term securities held by a Fund may be valued on the basis of amortized cost, unless other factors indicate that amortized cost is not an accurate estimate of the security's value. Equity securities (including securities issued by ETFs) and exchange-traded derivative instruments held by a Fund generally are valued by one or more independent pricing services approved by the Manager at the last reported sale price or official closing price or, if there is no reported sale quoted on a principal exchange or market for that security or official closing price, on the basis of market quotations.

Investments in non-exchange traded investment companies are valued using the respective fund's daily calculated net asset value per share. The prospectuses for these funds explain the circumstances under which the funds will use fair value pricing and the effects of using fair value pricing.

If a valuation for a security is not available from an independent pricing service or if the Manager believes in good faith that the valuation does not reflect the amount a Fund would receive on a current sale of that security, the Fund seeks to obtain quotations from brokers or dealers. If such quotations are not readily available, the Fund may use a fair value estimate made according to methods approved by the Manager. Pursuant to Rule 2a-5 under the Investment Company Act of 1940, as amended, the Board of Trustees designated the Manager as the Fund's valuation designee. As the Fund's

valuation designee, the Manager is responsible for determining fair value in good faith for any and all Fund investments. A Fund may also use these methods to value certain types of illiquid securities. Fair value pricing generally will be used if the market in which a portfolio security trades closes early or if trading in a particular security was halted during the day and did not resume prior to the time as of which a Fund's share price is calculated.

A Fund may also fair value securities that trade in a foreign market if significant events that appear likely to affect the value of those securities occur between the time the foreign market closes and the time as of which the Fund's share price is calculated. Significant events may include (1) corporate actions or announcements that affect a single issuer, (2) governmental actions that affect securities in one sector, country or region, (3) natural disasters or armed conflicts that affect a country or region, or (4) significant domestic or foreign market fluctuations.

For certain foreign assets, after the relevant foreign markets have closed, a third-party vendor supplies evaluated, systematic fair value pricing based upon analysis of historical correlation of multiple factors. In the case of both foreign equity and foreign income securities, in the absence of precise information about the market values of these foreign securities as of the time as of which a Fund's share price is calculated, the Manager has determined on the basis of available data that prices adjusted or evaluated in this way are likely to be closer to the prices a Fund could realize on a current sale than are the prices of those securities established at the close of the foreign markets in which the securities primarily trade. Please see the Funds' Statement of Additional Information for additional detail about the Funds' fair valuation practices.

The effect of using fair value pricing is that a portfolio security will be priced based on the subjective judgment of the Manager, operating under procedures approved by the Manager, instead of being priced using valuations from an independent pricing service. Fair value pricing can help to protect a Fund by reducing arbitrage opportunities available to short-term traders, but there is no assurance that fair value pricing will completely prevent dilution of a Fund's net asset value by such traders.

Trading in securities on many foreign exchanges is normally completed before the Fund calculates its net asset value. In addition, foreign markets may be open on days when U.S. markets are closed. As a result, the value of foreign securities owned by the Fund could change at times or on days when the Fund's net asset value is not calculated, when Fund shares do not trade, and when sales and redemptions of Fund shares do not occur.

Distributions and Taxes

Distributions — Each Fund pays out to its shareholders any net investment income and net realized capital and foreign currency gains. Ordinarily, each Fund makes any distributions once a year (usually in December), except that Real Estate Fund typically distributes any net investment income quarterly. Gains from foreign currency transactions, if any, are normally distributed in December. A Fund may make additional distributions, if necessary, to avoid federal income or excise taxes.

Unless you designate otherwise, your distributions, if any, from a Fund will be reinvested in additional Class R6 shares of the Fund. However, if you prefer, you may receive all distributions in cash or reinvest capital gain distributions but receive income dividends in cash. Distributions taken in cash can be sent to you by check or by electronic transfer to a designated bank account or invested in Class R6 shares of another fund in the fund family with the same account registration. To take advantage of one of these options, please indicate your choice on your application or contact a Fund in writing or by phone if you bought shares directly. If you use a financial intermediary, you must consult it about whether your income dividends and capital gain distributions from a Fund will be reinvested in additional Class R6 shares of the Fund or paid to you in cash.

How distributions are taxed — Except for tax-advantaged retirement plans and other tax-exempt investors (collectively, “exempt investors”) and except as noted in the next paragraph, all Fund distributions you receive are generally taxable to you, regardless of whether you take them in cash or reinvest them in additional Fund shares.

Fund distributions to IRAs, Roth IRAs, and qualified retirement plans generally are tax-free. Eventual withdrawals from a Roth IRA also may be tax-free, while withdrawals from other retirement plans and accounts generally are subject to federal income tax.

Distributions generally are taxable to shareholders other than exempt investors in the year they are received. In some cases, however, distributions received in January are treated for federal income tax purposes as if they had been paid the previous December 31. Your tax statement (see “Taxes and You”) will help clarify this for you.

Distributions of net investment income and the excess of net short-term capital gain over net long-term capital loss (“dividends”) are taxed as ordinary income. However, for individual and certain other non-corporate shareholders (each, an “individual shareholder”) who satisfy certain holding period and other restrictions with respect to their Fund shares on which the dividends

are paid, a Fund's dividends attributable to "qualified dividend income" (generally, dividends the Fund receives on stock of most U.S. and certain foreign corporations with respect to which it satisfies those restrictions) are subject to maximum federal income tax rates that are lower than the maximum rates for ordinary income ("lower maximum rates").

Distributions of net capital gain (i.e., the excess of net long-term capital gain over net short-term capital loss) are taxed as long-term capital gain and for individual shareholders are subject to the lower maximum rates. The tax treatment of capital gain distributions from a Fund depends on how long the Fund held the securities it sold that generated the gain, not on when you bought your shares of the Fund or whether you reinvested your distributions.

If, for any taxable year, a Fund distributes an amount that exceeds its current earnings and profits (generally, the sum of its investment company taxable income plus net capital gain for that year) — which might result from, among other things, the difference between book and tax accounting treatment of certain derivatives and foreign currency transactions — plus its accumulated earnings and profits, if any, that excess generally will be treated as a return of capital, which will reduce your tax basis in your Fund shares. To the extent that excess is greater than your tax basis, it will be treated as gain from a sale of your shares (taxed as described below).

Shareholders should review any notice that accompanies a payment of dividends or other distributions to determine whether any portion of the payment represents a return of capital rather than a distribution of a Fund's net income and/or realized gains.

How share transactions are taxed — When you sell (redeem) or exchange Fund shares, you generally will realize a taxable gain or loss. An exception, once again, applies to exempt investors. For individual shareholders, any capital gain recognized on a redemption or exchange of Fund shares that have been held for more than one year will qualify for the lower maximum rates.

Additional tax — An individual shareholder's distributions from a Fund and net gains recognized on redemptions and exchanges of Fund shares are subject to a 3.8% federal tax on the lesser of (1) the individual's "net investment income" (which generally includes distributions from a Fund and net gains from the disposition of Fund shares) or (2) the excess of the individual's "modified adjusted gross income" over a specified threshold amount. This tax is in addition to any other taxes due on that income. You should consult your own tax professional regarding the effect, if any, this tax may have on your investment in Fund shares.

Taxes and You

The taxes you actually owe on Fund distributions and share transactions can vary with many factors, such as your marginal tax bracket, how long you held your shares and, if you are an individual shareholder, whether you owe federal alternative minimum tax.

How can you figure out your tax liability on Fund distributions and share transactions? One helpful tool is the tax statement that we or your financial intermediary sends you after the end of each calendar year. It details the distributions you received during the past year and shows their tax status. That statement, or a separate statement from us or your financial intermediary, also covers your share transactions.

Most importantly, consult your tax professional. Everyone's tax situation is different, and your tax professional should be able to help you answer any questions you may have.

Backup Withholding

A Fund is required to withhold at the backup withholding rate from the money you are otherwise entitled to receive from its distributions and redemption proceeds (regardless of whether you realized a gain or loss) if you are an individual shareholder who fails to provide a correct taxpayer identification number to the Fund. Withholding at that rate also is required from a Fund's distributions to which you are otherwise entitled if you are an individual shareholder and the Internal Revenue Service tells us that you are subject to backup withholding (1) for failing to properly report the receipt of interest or dividend income or (2) for any other reason.

If you use a financial intermediary, you must supply your signed taxpayer identification number form (generally, Form W-9) to your financial intermediary and it must supply its taxpayer identification number to us, in order to avoid backup withholding.

Buying Shares Before a Distribution

The money a Fund earns, either as net investment income or as net realized capital gains, is reflected in its share price until it distributes the money. This income, less expenses incurred in the operation of a Fund, constitutes a Fund's net investment income from which dividends will be paid. When a Fund makes a distribution, the amount of the distribution

is deducted from the share price. Because of this, if you buy shares of a Fund just before it makes such a distribution, you will end up getting some of your investment back as a taxable distribution. You can avoid this situation by waiting to invest until after the record date for the distribution.

At the time of your purchase of shares, a Fund's share price may reflect undistributed income, undistributed capital gains, or net unrealized appreciation of Fund securities held by that Fund. A subsequent distribution of such amounts, although constituting a return of your investment, would be taxable, and would be taxed as ordinary income (some portion of which may be taxed as qualified dividend income), capital gains, or some combination of both, unless you are an exempt investor.

Generally, if you are an exempt investor, there are no current tax consequences to you from distributions.

Basis Determination and Reporting

Your basis in Fund shares that you acquired or acquire after December 31, 2011 (collectively, "Covered Shares"), will be determined in accordance with the Funds' default basis determination method, which is average cost basis, unless you affirmatively elect in writing (which may be electronic) to use a different basis determination method acceptable to the Internal Revenue Service. The basis determination method may not be changed with respect to a redemption (including a redemption that is part of an exchange) of Covered Shares after the settlement date of the redemption. A Fund must report to the Internal Revenue Service and furnish to its shareholders the basis information for Covered Shares. See "Additional Tax Information" in the Statement of Additional Information for more information about the rules regarding basis determination and a Fund's reporting obligation. You should consult with your tax professional to determine the best basis determination method for your tax situation and to obtain more information about how the basis determination and reporting rules apply to you.

Market Timing Policy

Frequent purchases, exchanges and redemptions of Fund shares ("market-timing activities") can interfere with effective Fund management and adversely affect Fund performance in various ways, including by requiring a portfolio manager to liquidate portfolio holdings at a disadvantageous time or price, by increasing costs (such as brokerage costs) to a Fund by requiring a portfolio manager to effect more frequent purchases and sales of portfolio securities, and possibly by requiring a portfolio manager to keep a larger portion of Fund assets in cash, all of which could adversely affect the interests of long-term shareholders. To discourage market-timing activities by Fund shareholders, the Board of Trustees has adopted market-timing policies and has approved the procedures of the principal underwriter for implementing those policies. As described earlier in this prospectus, pursuant to such policies, the exchange privilege can be withdrawn from any investor that is believed to be "timing the market" or is otherwise making exchanges judged to be excessive. In furtherance of these policies, under certain circumstances, the Funds reserve the right to reject any exchange or purchase order, or change, suspend or revoke the exchange privilege.

The Manager applies the Funds' policies and procedures with respect to market-timing activities by monitoring trading activity in the Funds, identifying excessive trading patterns, and warning or prohibiting shareholders who trade excessively from making further purchases or exchanges of Fund shares. These policies and procedures are applied consistently to all shareholders. Although the Funds make efforts to monitor for market-timing activities, the ability of the Funds to monitor trades that are placed by the underlying shareholders of omnibus accounts maintained by brokers, retirement plan accounts and other approved financial intermediaries may be limited in those instances in which the financial intermediary maintains the underlying shareholder accounts. Accordingly, there can be no assurance that the Funds will be able to eliminate all market-timing activities.

Portfolio Holdings Policy

A description of the Funds' policies and procedures with respect to the disclosure of the Funds' portfolio holdings is available in the Funds' Statement of Additional Information.

The complete portfolio holdings for each Fund are available at www.nb.com/holdings (click on the tab with the name of the relevant Fund). The complete portfolio holdings for each Fund (except Genesis Fund and Large Cap Value Fund) are generally posted 15-30 days after each month-end. The complete portfolio holdings for Genesis Fund and Large Cap Value Fund are generally posted 15-30 days after the end of each calendar quarter.

Each Fund's (except Genesis Fund's and Large Cap Value Fund's) complete portfolio holdings will remain available at this website until the subsequent month-end holdings have been posted. Genesis Fund's and Large Cap Value Fund's complete portfolio holdings will remain available at this website until the subsequent quarter-end holdings have been posted. Complete portfolio

holdings for the Funds will also be available in reports on Form N-PORT and Form N-CSR filed with the SEC. Historical portfolio holdings are available upon request.

Generally, no earlier than five business days after month-end, a Fund may publicly disclose via various shareholder and public communications, such as portfolio manager commentaries, fact sheets or other marketing materials, which will be publicly available at www.nb.com, certain portfolio characteristics and partial information concerning portfolio holdings for the month or quarter as of month-end or quarter-end, as applicable, including but not limited to: up to the top 10 holdings of the Fund (if the Fund engages in short selling, it may also disclose up to the top 10 short positions); up to the top 10 holdings that contributed to and/or detracted from performance or were the best and/or worst performers; sector breakdowns or changes to portfolio composition (e.g., buys and sells). This information will typically remain available at this website until information for the subsequent month or quarter, as applicable, has been posted; however, to comply with Rule 30e-3 under the Investment Company Act of 1940, as amended, quarter-end information may be retained on this website for each Fund's previous fiscal year. A Fund may also post intra-month updates to holdings and certain portfolio characteristics to www.nb.com. Any such intra-month update would be in addition to and not in lieu of the holdings disclosure policies described above.

Fund Structure

Each Fund offers one or more classes of shares that have identical investment programs, but may have different fee waivers and different arrangements for distribution and shareholder servicing and, consequently, different expenses. Shares of a class to which a fee waiver applies may not be available to all investors in a Fund. Rather, they will be made available to investors meeting eligibility criteria outlined in the Prospectuses for such share classes. This prospectus relates solely to the Class R6 shares of the Funds.

(This page has been left blank intentionally.)



NEUBERGER BERMAN EQUITY FUNDS

Class R6 Shares

If you would like further details on these Funds, you can request a free copy of the following documents:

Shareholder Reports and Form N-CSR. Additional information about each Fund's investments is available in each Fund's annual and semi-annual reports to shareholders and in Form N-CSR. In each Fund's annual report, you will find each Fund's performance data and a discussion by the Portfolio Managers about strategies and market conditions that significantly affected each Fund's performance during the last fiscal year. In Form N-CSR, you will find each Fund's annual and semi-annual financial statements.

Statement of Additional Information (SAI). The SAI contains more comprehensive information on each Fund, including: various types of securities and practices, and their risks, investment limitations and additional policies and information about the Fund's management and business structure. The SAI is hereby incorporated by reference into this prospectus, making it legally part of the prospectus.

Investment Manager: **Neuberger Berman Investment Advisers LLC**

Obtaining Information

You can obtain a shareholder report, SAI, and other information such as financial statements from your financial intermediary, or from:

Neuberger Berman Investment Advisers LLC
1290 Avenue of the Americas
New York, NY 10104
877-628-2583
Website: www.nb.com

Reports and other information about the Funds are available on the EDGAR Database on the SEC's website at <http://www.sec.gov>, and copies of this information may be obtained, after paying a duplicating fee, by electronic request at the following e-mail address: publicinfo@sec.gov.

Each Fund's current net asset value per share is made available at: <http://www.nb.com/performance>.

The "Neuberger Berman" and "Neuberger" names and logos and "Neuberger Berman Investment Advisers LLC" are registered service marks of Neuberger Berman Group LLC. The individual Fund names in this prospectus are either service marks or registered service marks of Neuberger Berman Investment Advisers LLC. ©2026 Neuberger Berman BD LLC, distributor. All rights reserved.

SEC File Number: 811-00582
N0011 02/26